

ON COURSE PROFITS




**Straightforward Method
Makes 100% ROI Since
Restart**

**Step By Step: How to
Find Winners with
HorseRaceBase**

**Inside: The Jockey
Micro System with a
100% ROI at BSP**

Issue 68 July 2020



(CC BY 4.0) - <https://www.flickr.com/photos/vegaseddie>

Editor's Welcome

Racing has restarted and we are very happy about that and our tips for Platinum members have got off to a great start, and that's very pleasing as our whole reason for existing is to help members make a profit from their betting.

As I type this we are sitting at £1430.60 profit to £10 stakes across the tips we share with Platinum members.

The breakdown is as follows...

Daily Picks + £62.60

Filtered Systems Selections - £3.20

Welshman + £1039.00

Kieran + £127.20

Guest Tipster + £205.00 ([Colin Leafe Elite Tipping](#))

All of the above selections are included with On Course Profits [Platinum membership](#).

Our sponsor this month is the Victor Value tipping service. Victor Value is a service that concentrates on top class racing and is run by our resident contributor John Burke. You can try it for a one off fee with no ongoing subscription payments - [Click Here](#).

So what do we have for you this month?

First up is a very simple method that Steve has been using to great effect to find plenty of winners since the restart.

For standard readers he outlines the method he's using to shortlist the hundreds of horses that run each day down to a manageable amount.

Then for Gold and Platinum readers he shares the secret sauce that produces the final selections that at the time of writing are showing a 100% ROI since the re-start.

If you've been a reader for any time you will no doubt realise that we rely heavily on the Horse Race Base service for a lot of our research.

For new users HRB may seem complicated and hard to learn, so this month John Burke kicks off a series of articles where he runs us through the features that make HRB so powerful.

John has also used HRB to dig down into the record of a couple of top jocks and has produced some very profitable systems.

Andrew David tells us how to recover from long losing runs and Alex Pepperell has a dig into this year's Derby and shares his idea of the winner. For Gold and Platinum members he has a strong fancy for a 33/1 shot in the Oaks.

Moving on we have a very interesting Q&A with burglar turned top tipster Guy Ward of Mathematician Betting and John's notes on Naas racecourse.

For Gold and Platinum readers Dave Renham takes us through his process for researching systems and angles and we revisit an old system that is still going strong, that we are returning to the portfolio.

By the way if there are any research topics or angles you would like us to investigate we are happy to hear your suggestions, use this form to let us know your suggestions - [Click Here](#)

As mentioned above this month's guest tipster is doing very well and we will have a full report on that at the end of the month. For July, Platinum members will have access to all the selections of Miles Tredwell's Improvers service.

If you would like to upgrade your account you can do so [here](#).

Gold members get access to all the systems and the extra articles and Platinum members get selections from all our active systems as well as our in house and guest tipsters.

[Click Here to Upgrade](#)

I hope you enjoy this month's issue.

By the way if you would like to advertise in or sponsor On Course Profits then check out our rate card here - <https://www.oncourseprofits.com/ratecard>

All the best

Darren Power

P.S. If you've picked up this issue from a friend and would like to subscribe for free

[Click Here](#)

Follow John Burke's Victor Value Service for Long Term Profits

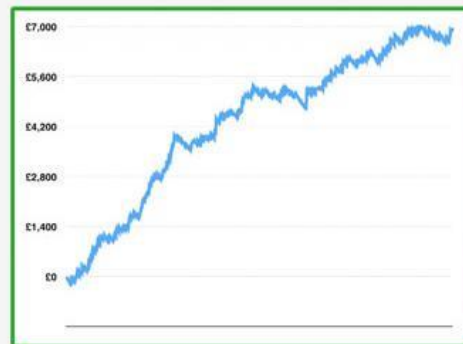
Proven for Over Three Years and Over 2,000 Bets
Producing £7,000 of Profit to £10 Level Stakes

You can't beat a Good Eye for a Great Horse

It's a skill that unfortunately we can't all have and it takes years to develop the skills that allow the race watcher to spot a horse that will be winning soon.

One man that has proven his ability with regards to spotting future winners is John Burke famous for his Victor Value big race selections.

Three Years of Proven Profits



Just £10 Stakes Has Produced £7,000 of profit over the last three years

Here's What You Get

Analysis and selections for all the big races.


You will know exactly why every selection has been made with John's detailed analysis.

As well as John's big race analysis and selections you will also receive his weekly ante post bets.

Previously these have only been available as part of a more expensive tipping service but now you can get them included with your Victor Value membership

No Contract - No Subscriptions - No Repeat Payments - Pay As You Go

[Click Here For Full Details](#)



<https://www.flickr.com/photos/vegaseddie>

Research Corner

At the time of writing we have just completed the first week of the resumed GB racing action which included the first Classics of the delayed campaign, the 1000 and 2000 Guineas.

The very controlled format we find ourselves with has led to a number of surprising results but equally the big guns such as John Gosden (15 winners from 49 runners) and Mark Johnston (14 winners from 66 runners) have hit the ground running.

In normal times we would be considering the trainers that generally come into form with a month or two under their belts as we head towards Royal Ascot and the summer campaign of Festivals.

However these are not normal times so maybe time for a bit of thinking out of the box?

There are numerous tools at our disposal and with that in mind we are going to consider some short cuts that will hopefully allow us to hone in on a few likely winners during this unusual period of equine action.

The first short cut comes via the excellent [Horseracebase](#) which amongst its “Daily Tools” section has a category that highlights trainers that have performed well in the last 14 days relative to their 2 year average.

Clearly we haven’t reached the last 14 days so far but the tool should be a decent barometer of the yards that have hit the ground running since the restart.

Below is a screenshot of **Sunday 7th June** which details a duo of trainers and their respective runners for the day:-

Trainers 14Day% double or better than 2yr%

Note the trainer must have had at least 2 winners in the 14 day period

Time	Track	Trainer	Horse	14 Day	2 Year
1.30	Haydock	Watson, Archie	Oleksander	13 Runs 5 Wins (38%)	1257 Runs 225 Wins (18%)
5.00	Haydock	Watson, Archie	Variyann (FR)	13 Runs 5 Wins (38%)	1257 Runs 225 Wins (18%)
1.05	Lingfield	Watson, Archie	Youve Charmed Me (IRE)	13 Runs 5 Wins (38%)	1257 Runs 225 Wins (18%)
1.05	Lingfield	Watson, Archie	Perfect Dream	13 Runs 5 Wins (38%)	1257 Runs 225 Wins (18%)
2.50	Lingfield	Watson, Archie	Yes My Boy (IRE)	13 Runs 5 Wins (38%)	1257 Runs 225 Wins (18%)
5.45	Lingfield	Watson, Archie	Ice Ice Lady	13 Runs 5 Wins (38%)	1257 Runs 225 Wins (18%)
1.40	Lingfield	Moore, G.L	Donald Llewellyn	9 Runs 2 Wins (22%)	1345 Runs 142 Wins (11%)

It will be interesting to see how we would have fared backing them all blindly but additionally it also makes sense to try and find out a little more about their respective chances by utilising some additional tools, in this case the Timeform comments via the Attheraces website.

Of course there are plenty of alternative approaches such as the Spotlight comments on the Racing Post or even your National newspaper of choice if that is your want.

The prices after each horses name were the readily available ones during the race day morning and the Timeform comments are clearly their opinion!

Oleksander (Gen 5/1) - Result – 4th 10/3 - Unbeaten in 2 runs last year, both over 1m, knuckling down well to follow up his Salisbury win at Brighton when last seen. Could progress again in handicaps up in trip.

Variyann (Gen 11/4) - **Result – Won 4/1** - Fair form in France, in frame in newcomers’ race at Clairefontaine and 2 maidens at Saint-Cloud for A. de Royer Dupre. Changed hands for €25,000 and drops in trip starting out for shrewd yard.

You’ve Charmed Me (Gen 7/4) - Result – 3rd 5/4 fav - Foaled April 16. €16,000 yearling, Charm Spirit filly. Sister to 1m winner Masai Spirit and half-sister to 3 winners, including useful 2-y-o 6f winner Sound of Guns. Likely type.

Perfect Dream (Gen 10/1) - Result – 6th 10/1 - Foaled February 25. 65,000 gns foal, Oasis Dream filly. Dam, winner up to 6f (2-y-o 5f winner), half-sister to useful winner up to 1m On Her Toes. One to note.

Yes My Boy (Gen 3/1) - **Result – Won 9/2** - Won 8-runner minor event at Newcastle (8f, 8/1) on debut, digging deep. Off 117 days. Up in trip. Likely to improve.

Ice Ice Lady (Gen 4/1) - Result – Non-Runner - C&D winner on debut in February. Failed to improve when third of 4 in minor event at Chelmsford City (5f, 11/8) 5 days later and now makes her handicap debut. Looks competitive on form.

Donald Llewellyn (Gen 50/1) - Result – 7th 80/1 - Hinted at ability when well held in Nottingham maiden on debut in November. Has been gelded since. Significantly up in trip.

Moving on to a few more days' action...

Monday 8th June

Trainers 14Day% double or better than 2yr%

Note the trainer must have had at least 2 winners in the 14 day period

Time	Track	Trainer	Horse	14 Day	2 Year
1.00	Chelmsford City	Keightley, S L	Monarch Maid	2 Runs 2 Wins (100%)	279 Runs 28 Wins (10%)
2.00	Chelmsford City	Keightley, S L	Rosina Rose	2 Runs 2 Wins (100%)	279 Runs 28 Wins (10%)
4.40	Chelmsford City	Keightley, S L	Masked Identity	2 Runs 2 Wins (100%)	279 Runs 28 Wins (10%)
1.45	Haydock	Eyre, J L	Birkenhead	4 Runs 2 Wins (50%)	273 Runs 29 Wins (11%)
2.00	Chelmsford City	Watson, Archie	Hidden Sky (IRE)	18 Runs 7 Wins (39%)	1259 Runs 227 Wins (18%)
12.15	Haydock	Watson, Archie	Proclaimed	18 Runs 7 Wins (39%)	1259 Runs 227 Wins (18%)
4.15	Lingfield	Watson, Archie	Jojo Rabbit	18 Runs 7 Wins (39%)	1259 Runs 227 Wins (18%)

Monarch Maid (Gen 11/1) - Result – unpl 14/1 - C&D winner. Off 6 months and well held on first run for trainer here 93 days ago. Yard 2-2 with their returning runners last week.

Rosina Rose (Gen 66/1) - Result – last of 12 100/1 - Merely hinted at ability amidst greenness when seventh of 11 in maiden at Wolverhampton (6.1f) on debut 86 days ago, very slowly away. Significantly up in trip.

Masked Identity (Gen 11/1) - Result – 5th 16/1 - Below form when last seen and hard to make much of a case for up in trip after 6 months off.

Birkenhead (Gen 25/1) - Result – unpl 50/1

Doubled tally in a 5f nursery at Lingfield in November. Similar form when fifth at Dundalk but others possess more scope.

Hidden Sky (Gen 14/1) - Result – unpl 10/1

80,000 gns foal, Sea The Stars filly. Half-sister to several winners, including 2-y-o 5f-6.5f winner Spirit of Pearl and winner up to 1¼m Pando. Dam unraced. Makes plenty of appeal on paper.

Proclaimed (Gen 7/2) - Result – unpl 5/1

Foaled April 12. 190,000 gns foal, Showcasing colt. Half-brother to 3 winners, including 1½m winner Hiroshima and 2-y-o 7f winner Dutch Painting. Makes plenty of appeal on paper.

Jojo Rabbit (Gen 11/10) - Result – 2nd 11/10

Foaled May 6. £18,000 yearling, Due Diligence colt. Dam unraced. Trainer and Hollie Doyle won both divisions of the 6f 2-y-o event here on Friday and he demands obvious respect.

Tues 9th June

Trainers 14Day% double or better than 2yr%

Note the trainer must have had at least 2 winners in the 14 day period

Time	Track	Trainer	Horse	14 Day	2 Year
7.45	Chelmsford City	Keightley, S L	Waterproof	5 Runs 2 Wins (40%)	281 Runs 28 Wins (10%)
6.00	Wolverhampton	Keightley, S L	Lilian	5 Runs 2 Wins (40%)	281 Runs 28 Wins (10%)
1.00	Leopardstown	Harrington, Mrs John	Unknown Pleasures (IRE)	8 Runs 3 Wins (38%)	1516 Runs 178 Wins (12%)
1.30	Leopardstown	Harrington, Mrs John	Yulong Moneyreef (IRE)	8 Runs 3 Wins (38%)	1516 Runs 178 Wins (12%)
1.30	Leopardstown	Harrington, Mrs John	Irish Master (IRE)	8 Runs 3 Wins (38%)	1516 Runs 178 Wins (12%)
1.30	Leopardstown	Harrington, Mrs John	Hint Of Stars (IRE)	8 Runs 3 Wins (38%)	1516 Runs 178 Wins (12%)
1.30	Leopardstown	Harrington, Mrs John	Yulong Pearlisland (IRE)	8 Runs 3 Wins (38%)	1516 Runs 178 Wins (12%)
2.30	Leopardstown	Harrington, Mrs John	Celestial Object (IRE)	8 Runs 3 Wins (38%)	1516 Runs 178 Wins (12%)
2.30	Leopardstown	Harrington, Mrs John	In The Present (USA)	8 Runs 3 Wins (38%)	1516 Runs 178 Wins (12%)
1.45	Haydock	Clover, Tom	Rogue Assassin (IRE)	6 Runs 2 Wins (33%)	341 Runs 29 Wins (9%)
2.45	Haydock	Clover, Tom	Celsius (IRE)	6 Runs 2 Wins (33%)	341 Runs 29 Wins (9%)
9.00	Wolverhampton	Clover, Tom	Cheng Gong	6 Runs 2 Wins (33%)	341 Runs 29 Wins (9%)

Waterproof (Gen 3/1) - Result – 4th 16/5 (went 1.60 in-running)

Creditable second (visored) in a 10f minor event here in October. Good start over hurdles thereafter, winning at Fakenham on New Year's Day. Outclassed final start and not discounted on return.

Lilkian (Gen 10/1) - Result – unpl 13/2

Last of 10 in handicap at Lingfield (7f, AW, 16/1) 90 days ago. Needs to leave that effort in his wake to feature here. Given the Irish racing only restarted yesterday we will concentrate on the GB runners...

Rogue Assassin (Gen 28/1) - **Result - Won 40/1 (Didn't see that one coming!!)**

€25,000 yearling, Iffraaj gelding. Dam, maiden (stayed 7.5f) out of useful 6f winner Nijoom Dubai. Others appeal more on breeding so no easy introduction.

Celsius (Gen 5/1) - **Result – Won 10/3**

Rapid improver switched to handicaps last season, winning 4 times, including at Goodwood in August. Below form at Ascot final outing but shouldn't be judged too harshly on that.

Cheng Gong (Gen 3/1) - **Result – Won 6/1**

In good form on AW prior to Lingfield run in February, so is the type to bounce back quickly.

Steve Carter

I'm sure you can see from the above list that this simple system has produced a short list full of potential winners that will save a great deal of time.

For our Gold and Platinum members Steve demonstrates how he filters his list of horses down to those worthy of support. Which in this small sample produced a 100% ROI at SP.

You can upgrade your account [here](#)

The image is a promotional banner for 'Inform Ratings', a horse racing speed ratings tool. The background shows a horse race in progress on a green track with several jockeys on horses. The text is overlaid on the top left in red and white. It lists various features: 'The UK's #1 Horse Racing Speed Ratings Tool', 'Flat and Jumps', 'Ratings | Race Stats | Quick Form View', 'Advanced Search | Daily Stats Tables', 'System Builders | Betting Tissue Tool and more'. At the bottom, there is a yellow button that says 'Get Started For Free Here >>' and a small white box with the text 'Use Coupon code BNUR6FEF for 30% Discount on upgrades'.

If you try [Inform Ratings](#) and decide to upgrade use coupon code **BNUR6FEF** for a 30% discount.

Special Issues

- ✓ Step By Step - Use Race Trends to find Big Priced Winners
- ✓ Use Horse Race Base - Uncover Winning Trainer Angles
- ✓ Use Horse Race Base - To find Big Priced Festival Winners
- ✓ Secret Winners - How to find them in the Parade Ring
- ✓ Pace Wins The Race - A beginners guide to race reading
- ✓ Five Key Factors - All you need for Profitable Race Analysis



Daily Betting Tips

- ✓ Systems Long List - Daily selections from all our approved and current systems - Long term profitable and great for those that like a lot of action or a starting list to work from
- ✓ Platinum Selections - A curated short list of two or three selections
- ✓ Saturday & Festival - Big Race Tips
- ✓ Big Name Guest Tipsters - Loves Racing - Value Backing USA - Russell Blair -

[Click Here to Upgrade](#)

Join the Big Race Value King for this weeks ITV Racing

A Selection in Every ITV Race for £3.80 per Week



Carl Nicholson is Famous for Big Priced Winners & His Biggest Have Come at the Big TV Meetings

Will this week see a repeat of the Vivlos win at 25/1 or Pacha Du Ploder at 22/1

Fountains Windfall at 16/1

Or First Nation, Sands of Maili & Spring Loaded at 14/1

You can find out and join in the Profit with this week's ITV Special

Every Race Analysed and a Bet in Every Race on ITV
Plus a Nap and Next Best Bet Each Day

[Click Here to Join Carl for this Weeks ITV Bets](#)

HORSERACEBASE.com



Data Management
Research Tools
Daily Study

Horseracebase

It's no exaggeration when I say I love Horseracebase.com. It's my go to site for all the systems that I create for my own betting and the systems that I create for this magazine.

I first came across the site in 2013 and apart from the Racing Post for its library of race videos I couldn't do without it. It's an indispensable tool that I use every day to help me become a more profitable punter.

It's always been my intention to write a review on this fantastic resource. So, I was delighted when the guys at On Course Profits asked me to do one.

However, to do it justice in just one article has proved impossible. Thus, I decided the better way to give you a feel of how the site works was to do it via a series of tutorials.

Bear in mind, it's been written with the 'newbie' in mind but hopefully more experienced users may find it useful also.

What Is Horseracebase?

In creator Chris Bagnall's own words:

“I created HorseRaceBase initially as a hobby to assist with my studies into horse racing. I am a self-taught computer programmer and work on the site with the kind assistance of some family and friends who help out when able. After a while, a couple of my friends started to use the tools I had created and offered some very good feedback.

This made me think putting the site online for all of us to use and collaborate on would be worthwhile. We agreed a monthly contribution should be made towards the costs of running HorseRaceBase and to assist with its continued development. My idea was to avoid the site becoming like others I had become frustrated with. I want HorseRaceBase to be extremely powerful and unrivalled in terms of functionality but for example never plaster the site with adverts, pop-ups, items for sale, wildly extravagant claims of riches or any other irritating characteristic”.

It's just like it says on the tin. Chris's philosophy remains the same to this day and every single tool and facility on the site has come about thanks to member's opinions, requests and comments.

For those interested in horse racing and understand that strategy and discipline are required to become successful in the enterprise then HorseRaceBase can help the student with their studies.

I just wish I found the site earlier. Yes, there are other sites like Proform, another excellent resource by the way, but they also come with a much bigger price tag.

Horse Race Base is just one big database for horse racing statistics and offers a veritable playground for lovers of horse racing and those who love playing with data. Even better it runs in your browser, so you don't even have to download and install any software which is a big bonus for me.

Like many in the betting and racing industries Chris had been hit by the Covid-19 pandemic and with it the stoppage of horse racing.

At the time of writing this article Chris is opening up the site to new members. So, there couldn't be a better time for me to show you how I use HorseRacebase and how it might help you.

Why Did I Get It?

In short, I was looking for some horse racing software that could help me understand the sport in a more analytical way.

My requirements were simple. Firstly, it had to be inexpensive but at the same time provide that extra information that wasn't freely available on other sites. Secondly, I didn't want to have to download and install any software.

After a fair bit of research and plenty of trial and error I eventually found HorseRaceBase.

How I Use It?

It's impossible to go through all the features of the site, in a short series like this, there are just too many of them. So, I have decided to focus on those features that I use on a daily basis. I intend to do this in three parts.

Part 1

This first part will look at some basics of the site. The race cards and an excellent feature called Stat Attack.

Part 2

In this part I will highlight tools like Hot and Cold Races. How you can use the site to profile a horse and find big race trends

Part 3

The final part will focus on the System Builder. Arguably this is the most powerful and versatile area of the site. It's here where you can build and store your own systems.

Part 1 – Race Cards & Stat Attack

The screenshot shows the HorseRaceBase.com website. At the top, there is a navigation bar with the site logo, dropdown menus for 'TODAYS CARDS', 'RESULTS', and 'SITE NAVIGATION', and a search box. Below this is a login section with fields for 'Login' and 'Pass', a 'GO!' button, and a link for 'Forgot? Free Trial'. A row of buttons includes 'My HRB', 'Daily Tools', 'Daily Reports', 'Research', and 'Other Areas'. The main content area features the headline 'HorseRaceBase - A Powerful & Unique Horse Racing Service.' followed by a 'FREE TRIAL' button. Below this is a paragraph describing the site's services. Three main sections are highlighted: 'Daily Study' (Cards, Reports, Analysis etc), 'Research Tools' (Systems, Ratings, Statistics, Results & Much More), and 'Data Management' (Save & manage your horse racing portfolio and preferences!). A photo of two horses racing is shown on the right, with a 'User Testimonials' link below it.

This is what the site looks like on first visiting. Granted it's not the most beautiful to look at but as the old song goes.

"You can't judge a book by the cover".

Once logged in you are like a child in a sweet shop.

So many tools to choose from.

All tools are created and improved based on members [feedback](#), by working together the facilities will continue to improve for us all.

Members Tools Directory

My HorseRaceBase	Daily Tools	Daily Reports	Research Tools	Other Areas
My Qualifiers My Qualifiers (by slot) My Systems Merge My Systems My Performance Report My Horses My Races My Trends My Notes My Settings My System Builder settings My Systems (v3) My Qualifiers (v3) My Trends (v3)	Todays Cards & Analysis Todays Fast Results Shortcuts MultiCuts Live Odds Tracker Stat Attack Stat Attack Extra Jockey Stat Attack Extra Trainer Stat Attack Extra Stallion Stat Attack Extra Horse Earnings Jockey/Trainer Consistency Non Runners A-Z of Runners Changes Qualifier Check One Day Race Cards One Day Ratings	My Report Ratings Report Jockeys Trainers Official Ratings Weight Going Last 10 Distance by Code Race Grade Horse Form Stallion by Going Course/Distance Stallion Progeny Head to Head	Results Advanced Results Search System Builder System Builder Fast Start Archive Qualifier Check Ratings Machine V2 Statistics Tracks Stats/Data Hot/Cold Races Big Race Trends Odds Watch Stalls Analyser Collateral Form Tool System Builder (v3)	Make a Payment Database Search Fixtures Help/Site Directory Video Tutorials System Builder Help F.A.Q Blog/Site Changes In Development Run Comments Speed Project

Access to other tools

Todays Tools (going, form, distance analysis etc) - access from card

Profilers (access from any horse, jockey, trainer, stallion or dam)

Form Follower (access from any race result)

My Day Picks - use + option within all race card/tools (last column)

Today's Race Cards

Moving onto the Daily Race Cards.

Today's Race Cards

[Curragh](#) [Kempton](#) [Newbury](#) [Wolverhampton](#)

Choose specific race types	
<input checked="" type="radio"/> All	<input type="radio"/> Flat+AW
<input type="radio"/> Flat	<input type="radio"/> AW
<input type="radio"/> All NH	<input type="radio"/> Chase
<input type="radio"/> Hurdle	<input type="radio"/> NHF
Choose handicap type	
<input checked="" type="radio"/> All	<input type="radio"/> Handicaps
<input type="radio"/> Non Handicaps	

Help Content	
Options	
XLS	CSV
Arrange Cards by Prize Money	
Arrange Cards by Class of Race	
Arrange Cards by Race Distance	
Arrange Cards by Number of Runners	
Arrange Cards by Race Time	
View One Day Race Cards	

Curragh (8 races, 106 runners - value £287344)

- [4.05 Tally-Ho Stud Irish EBF \(C & G\) Maiden \(Plus 10\)](#) (Ire, 5f, Good To Firm, £9292, 2yo, 11 runners)
- [4.40 Irish Stallion Farms EBF \(C & G\) Maiden \(Plus 10\)](#) (Ire, 1m2f, Good To Firm, £7965, 3yo, 18 runners)
- [5.10 Equine MediRecord Handicap](#) (Ire, 6f, Good To Firm, £11150, 3yo+, 15 runners)
- [5.40 Anglesey Lodge Equine Hospital Handicap](#) (Ire, 7f, Good To Firm, £11150, 3yo, 17 runners)
- [6.10 Coolmore Ten Sovereigns Gallinule Stakes \(Group 3\)](#) (Group 3, 1m2f, Good To Firm, £26549, 3yo, 7 runners)
- [6.40 Tattersalls Irish 2 000 Guineas \(Group 1\)](#) (Group 1, 1m, Good To Firm, £128319, 3yo, 11 runners)
- [7.15 Paddy Power Irish Lincolnshire \(Premier Handicap\)](#) (Ire, 1m, Good To Firm, £39823, 4yo+, 18 runners)
- [7.45 Coolmore Magna Grecia Irish EBF Mooresbridge Stakes \(Group 2\)](#) (Group 2, 1m2½f, Good To Firm, £53096, 4yo+, 9 runners)

Kempton (9 races, 79 runners - value £37002)

- [12.15 Unibet Thanks The Frontline Workers Handicap](#) (Class 5, 5f, Standard To Slow, £3493, 4yo+, 8 runners)
- [12.45 British Stallion Studs EBF Fillies Novice Stakes \(Plus 10\)/GBB Race](#) (Class 5, 6f, Standard To Slow, £4140, 2yo, 7 runners)
- [1.15 Unibet Money Back Free Bet If Second Novice Stakes](#) (Class 5, 6f, Standard To Slow, £3493, 3yo+, 11 runners)
- [1.45 Unibet 3 Uniboosts A Day Maiden Stakes \(Div 1\)](#) (Class 5, 1m, Standard To Slow, £3493, 3yo+, 11 runners)
- [2.15 Unibet 3 Uniboosts A Day Maiden Stakes \(Div 2\)](#) (Class 5, 1m, Standard To Slow, £3493, 3yo+, 10 runners)

At this point you can go through each individual race or you can short cut the process and arrange the cards by Race Class, Prize Money or Number of Runners.

Or you can look by race type or race code.

Today's Race Cards

[Curragh](#) [Kempton](#) [Newbury](#) [Wolverhampton](#)

Choose specific race types

All
 Flat+AW
 Flat
 AW
 All NH
 Chase
 Hurdle
 NHF

Choose handicap type

All
 Handicaps
 Non Handicaps

[Help Content](#)

Options

XLS **CSV**

[Arrange Cards by Prize Money](#)
[Arrange Cards by Class of Race](#)
[Arrange Cards by Race Distance](#)
[Arrange Cards by Number of Runners](#)
[Arrange Cards by Race Time](#)
[View One Day Race Cards](#)

Curragh (8 races, 106 runners - value £287344)

- [5.10 Equine MediRecord Handicap](#) (Ire, 6f , Good To Firm, £11150, 3yo+, 15 runners)
- [5.40 Anglesey Lodge Equine Hospital Handicap](#) (Ire, 7f , Good To Firm, £11150, 3yo, 17 runners)
- [7.15 Paddy Power Irish Lincolnshire \(Premier Handicap\)](#) (Ire, 1m , Good To Firm, £39823, 4yo+, 18 runners)

Kempton (9 races, 79 runners - value £37002)

Newbury (9 races, 84 runners - value £52270)

- [4.55 Its Not Rocket Science With MansionBet Handicap](#) (Class 3, 1m , Good, £6728, 3yo, 12 runners)
- [5.25 MansionBets Royal Ascot Special Handicap](#) (Class 2, 7f , Good, £9704, 4yo+, 5 runners)
- [5.55 Watch And Bet With MansionBet At Newbury Handicap](#) (Class 2, 1m4f , Good, £9704, 4yo+, 10 runners)
- [6.25 MansionBets Beaten By A Head Handicap](#) (Class 3, 1m2f , Good, £6728, 4yo+, 10 runners)

Here I have arranged the daily race cards by flat handicaps so all the other races won't appear.

On this particular day there are seven such races.

Next you can dig into an individual race.

You are here : [Home](#) - [Todays Cards](#) << **4.55 Newbury** >> [Help Content](#)
[My Day Picks are orange](#)

RACE CARD & ANALYSIS

Race Card	Ratings	Form	Going	Distance	Trainer	Jockey	Track	FS/Odds	Class
OR	OR2	Weight	HG	H2H	Month	Stallion	V4		

Fri 12th Jun 2020

4.55 Newbury (12 runners)
Its Not Rocket Science With MansionBet Handicap
 1m (1760 yards)
 Class 3, Good, 3yo, Win: £6728
 Avg OR : 84, Median OR : 83
 Straight, Stall Positioning : Centre

Options
[Switch To Standard Race Card View](#)
[Race Card Tab Selection](#)
[Check qualifiers for this race](#)

4.55 Newbury Further Analysis
[Stat Attack](#)
[Stat Attack Extra](#)
[Advanced Data](#)
[Live Odds Tracker](#)
[Track Stats](#)
[Stalls Analyser](#)

No.	Form	D	Horse	A/S	W/HG	Jockey	Trainer	Miles	Stall	OR	Odds	HRB	CD	S
2	3121	273	Breathalyze (FR)	3yo G	9-5	Kingscote, Richard	Dascombe, Tom	155	5	88	11/4	183		0 Hide +
3	4116	244	Johan	3yo C	9-5	Doyle, James	Haggas, W J	112	3	88	11/2	169		0 Hide +
5	41	242	Society Lion	3yo C	9-3 tr1	Moore, Ryan	Stoute, Sir Michael	112	9	86	100/30	167		0 Hide +
6	634771	198	Fantasy Believer (IRE)	3yo C	9-0	Buick, William	Hills, Charles	1	7	83	18/1	160	D	0 Hide +
4	012	231	Sea Voice	3yo C	9-4	Levey, S M	Hannon (Jnr), Richard	19	11	87	18/1	158		0 Hide +
11	72651	252	Bermuda Schwartz	3yo G	8-10	Kelly, Shane	Hughes, Richard	14	4	79	25/1	152	D	0 Hide +
7	661	234	Count Of Amazonia (IRE)	3yo C	9-0	Atzeni, Andrea	Hannon (Jnr), Richard	19	6	83	8/1	151		0 Hide +
10	26312	112	King Of Arms	3yo C	8-10 ckpc	Harley, M	Gosden, J H M	112	2	79	15/2	148	D	0 Hide +
8	34115	92	Transition	3yo C	9-0	Crowley, Jim	Perrett, Mrs A J	63	10	83	28/1	142	D	0 Hide +
9	153567	219	Old News	3yo C	8-12 ws	Marsh, Finley (3)	Hughes, Richard	14	1	81	18/1	137		0 Hide +
1	64	287	Into Faith (FR)	3yo C	9-7	Watson, Jason	Menuisier, David	63	8	90	10/1	126		0 Hide +
12	01500	251	D Day (IRE)	3yo G	8-10	Ryan, Rossa	Hannon (Jnr), Richard	19	12	79	66/1	119	C	0 Hide +

It's all very simple from left to right you have:

Horses Number

Form

Age & Sex

Weight

Jockey

Trainer

Miles Travelled

Stall

Official Rating

Forecast Odds.

HRB Rating

Whether the horse has won at the distance or course, etc.

Runs in The Season

You can hide a horse from the card. Useful if you have already dismissed it as non-contender in a particular race.

You can also filter by any of the headings.

For example, by odds as I have done here.

Race Card	Ratings	Form	Going	Distance	Trainer	Jockey	Track	FS/Odds	Class
OR	OR2	Weight	HG	H2H	Month	Stallion	V4		

Fri 12th Jun 2020
4.55 Newbury (12 runners)
Its Not Rocket Science With MansionBet Handicap
 1m (1760 yards)
 Class 3, Good, 3yo, Win: £6728
 Avg OR : 84, Median OR : 83
 Straight, Stall Positioning : Centre

Options
[Switch To Standard Race Card View](#)
[Race Card Tab Selection](#)
[Check qualifiers for this race](#)
[Recall All Runners \(Unhide\)](#)

4.55 Newbury
 Further Analysis
[Stat Attack](#)
[Stat Attack Extra](#)
[Advanced Data](#)
[Live Odds Tracker](#)
[Track Stats](#)
[Stalls Analyser](#)

No.	Form	D	Horse	A/S	W/HG	Jockey	Trainer	Miles	Stall	OR	Odds	HRB	CD	S
2	3121	273	Breathealyze (FR)	3yo G	9-5	Kingscote, Richard	Dascombe, Tom	155	5	88	3/1	183	0	Hide +
5	41	242	Society Lion	3yo C	9-3 tr1	Moore, Ryan	Stoute, Sir Michael	112	9	86	100/30	167	0	Hide +
3	4116	244	Johan	3yo C	9-5	Doyle, James	Haggas, W J	112	3	88	5/1	169	0	Hide +
10	26312	112	King Of Arms	3yo C	8-10 ckPc	Harley, M	Gosden, J.H.M	112	2	79	7/1	148	D	0 Hide +
7	661	234	Count Of Amazonia (IRE)	3yo C	9-0	Atzeni, Andrea	Hannon (Jnr), Richard	19	6	83	8/1	151	0	Hide +
1	64	287	Into Faith (FR)	3yo C	9-7	Watson, Jason	Menuisier, David	63	8	90	10/1	126	0	Hide +
4	012	231	Sea Voice	3yo C	9-4	Levey, S.M	Hannon (Jnr), Richard	19	11	87	18/1	158	0	Hide +
9	153567	219	Old News	3yo C	8-12 ws	Marsh, Finley (3)	Hughes, Richard	14	1	81	18/1	137	0	Hide +
6	634771	198	Fantasy Believer (IRE)	3yo C	9-0	Buick, William	Hills, Charles	1	7	83	18/1	160	D	0 Hide +
11	72651	252	Bermuda Schwartz	3yo G	8-10	Kelly, Shane	Hughes, Richard	14	4	79	25/1	152	D	0 Hide +
8	34115	92	Transition	3yo C	9-0	Crowley, Jim	Perrett, Mrs A.J	63	10	83	28/1	142	D	0 Hide +

At the top of the card you will see a number of tabs.

You can look at the card by going for instance.

Fri 12th Jun 2020
4.55 Newbury (12 runners)
Its Not Rocket Science With MansionBet Handicap
 1m (1760 yards)
 Class 3, Good, 3yo, Win: £6728
 Avg OR : 84, Median OR : 83
 Straight, Stall Positioning : Centre

Options	
Change form included in the table	
<input checked="" type="radio"/> All	<input type="radio"/> F+AW <input type="radio"/> Flat <input type="radio"/> AW <input type="radio"/> All_NH <input type="radio"/> Hurdle <input type="radio"/> Chase <input type="radio"/> NHF <input type="radio"/> HdI+Cts
Change race type included in the table	
<input checked="" type="radio"/> All	<input type="radio"/> Hcaps <input type="radio"/> Non Hcaps <input type="radio"/> Maidens <input type="radio"/> Claimers <input type="radio"/> Sellers <input type="radio"/> Grp/Lst <input type="radio"/> Novices
Recall All Runners (Unhide)	
Change going manually Good <input type="text"/>	

No	Horse	Good					Good To Firm					Good To Soft					Yielding					Other					Hide	±
		R	W	P	W%	P%	R	W	P	W%	P%	R	W	P	W%	P%	R	W	P	W%	P%	R	W	P	W%	P%		
1	Into Faith (FR)						2																					
2	Breathalyze (FR)	3	1	3	33%	100%						1	1	1	100%	100%												
3	Johan	2	1	1	50%	50%						1	1	1	100%	100%						1						
4	Sea Voice	1										1	1	1	100%	100%						1	1			100%		
5	Society Lion	1																				1	1	1	100%	100%		
6	Fantasy Believer (IRE)	3	1		33%							1										2	1	1	50%	50%		
7	Count Of Amazonia (IRE)						2															1	1	1	100%	100%		
8	Transition																					5	2	2	40%	40%		
9	Old News						2	1	2	50%	100%	1										3						
10	King Of Arms																					5	1	3	20%	60%		
11	Bermuda Schwartz	1	1		100%		2															2	1	1	50%	50%		

Once again you have plenty options to work with.

You can arrange the race by distance.

Fri 12th Jun 2020
4.55 Newbury (12 runners)
Its Not Rocket Science With MansionBet Handicap
 1m (1760 yards)
 Class 3, Good, 3yo, Win: £6728
 Avg OR : 84, Median OR : 83
 Straight, Stall Positioning : Centre

Options	
Change form included in the table	
<input checked="" type="radio"/> All	<input type="radio"/> F+AW <input type="radio"/> Flat <input type="radio"/> AW <input type="radio"/> All_NH <input type="radio"/> Hurdle <input type="radio"/> Chase <input type="radio"/> NHF <input type="radio"/> HdI+Cts
Change race type included in the table	
<input checked="" type="radio"/> All	<input type="radio"/> Hcaps <input type="radio"/> Non Hcaps <input type="radio"/> Maidens <input type="radio"/> Claimers <input type="radio"/> Sellers <input type="radio"/> Grp/Lst <input type="radio"/> Novices
Recall All Runners (Unhide)	
Change distance comparison ranges 1 furlongs <input type="text"/>	
Change number of days in test Lifetime <input type="text"/>	
Combine with todays going <input checked="" type="radio"/> No <input type="radio"/> Yes	

No	Horse	Shorter					Within 1F short					Exact Distance					Within 1F long					Longer					Hide	±
		R	W	P	W%	P%	R	W	P	W%	P%	R	W	P	W%	P%	R	W	P	W%	P%	R	W	P	W%	P%		
1	Into Faith (FR)						2																					
2	Breathalyze (FR)						4	2	4	50%	100%																	
3	Johan						3	2	2	67%	67%	1																
4	Sea Voice						1	1	1	100%	100%	2	1			50%												
5	Society Lion						2	1	1	50%	50%																	
6	Fantasy Believer (IRE)	1					3	1		33%		2	1	1	50%	50%												
7	Count Of Amazonia (IRE)						2	1	1	50%	50%	1																
8	Transition						2					3	2	2	67%	67%												
9	Old News	3	1	2	33%	67%	3																					
10	King Of Arms											2	1	2	50%	100%	3	1			33%							
11	Bermuda Schwartz	2					1	1			100%	2	1	1	50%	50%												

In the above example, you can see that **Transition** is 2 wins from 3 runs over a mile.

Once again you have plenty of options to use. In particular you can change the number of days you use.

In this example I'm looking at the trainer's record in handicap races over the last 14-days.

Race Card	Ratings	Form	Going	Distance	Trainer	Jockey	Track	FS/Odds	Class
OR	OR2	Weight	HG	H2H	Month	Stallion	V4		

Fri 12th Jun 2020
4.55 Newbury (12 runners)
Its Not Rocket Science With MansionBet Handicap
 1m (1760 yards)
 Class 3, Good, 3yo, Win: £6728
 Avg OR : 84, Median OR : 83
 Straight, Stall Positioning : Centre

Options

Change form included in the table
 All F+AW Flat AW All_NH Hurdle Chase NHF HdI+Chs

Change race type included in the table
 All Hcaps Non Hcaps Maidens Claimers Sellers Grp/Lst Novices

[Recall All Runners \(Unhide\)](#)

Change number of days in test **Last 14 days** ▾

Stats relate to last 14 days

No	Horse	Age	Days	Trainer	All			At Track			Handicap Type ▾													
					R	W	P	W%	P%	P/L	R	W	P	W%	P%	P/L								
1	Into Faith (FR)	3	287	Menuisier, David	8	1	2	13%	25%	-2	0	0	0	0%	0	5	1	1	20%	20%	2	Hide	±	
2	Breathalyze (FR)	3	273	Dascombe, Tom	28	4	9	14%	32%	-7	0	0	0	0%	0	18	1	5	6%	28%	-14	Hide	±	
3	Johan	3	244	Haggas, W J	46	6	22	13%	48%	-13	3	0	1	0	33%	-3	10	1	4	10%	40%	-7	Hide	±
4	Sea Voice	3	231	Hannon (Jnr), Richard	59	7	16	12%	27%	-5	3	0	0	0	0%	-3	20	3	7	15%	35%	21	Hide	±
5	Society Lion	3	242	Stoute, Sir Michael	33	7	16	21%	48%	-6	0	0	0	0	0%	0	12	4	5	33%	42%	9	Hide	±
6	Fantasy Believer (IRE)	3	198	Hills, Charles	24	1	11	4%	46%	43	2	0	0	0	0%	-2	7	0	6	0	86%	-7	Hide	±
7	Count Of Amazonia (IRE)	3	234	Hannon (Jnr), Richard	59	7	16	12%	27%	-5	3	0	0	0	0%	-3	20	3	7	15%	35%	21	Hide	±
8	Transition	3	92	Perrett, Mrs A J	14	1	4	7%	29%	27	2	0	0	0	0%	-2	12	1	4	8%	33%	29	Hide	±
9	Old News	3	219	Hughes, Richard	29	4	12	14%	41%	8	0	0	0	0	0%	0	16	3	7	19%	44%	10	Hide	±
10	King Of Arms	3	112	Gosden, J H M	69	21	43	30%	62%	10	5	1	4	20%	80%	-2	9	4	7	44%	78%	6	Hide	±
11	Bermuda Schwartz	3	252	Hughes, Richard	29	4	12	14%	41%	8	0	0	0	0	0%	0	16	3	7	19%	44%	10	Hide	±

In the previous 14-days we can quickly see that **John Gosden** has a 44%- win strike rate with his runners in handicap races.

You can also break the race down by field size and odds.

RACE CARD & ANALYSIS									
Race Card	Ratings	Form	Going	Distance	Trainer	Jockey	Track	FS/Odds	Class
OR	OR2	Weight	HG	H2H	Month	Stallion	V4		

Fri 12th Jun 2020
4.55 Newbury (12 runners)
Its Not Rocket Science With MansionBet Handicap
 1m (1760 yards)
 Class 3, Good, 3yo, Win: £6728
 Avg OR : 84, Median OR : 83
 Straight, Stall Positioning : Centre

Options

Change form included in the table
 All F+AW Flat AW All_NH Hurdle Chase NHF HdI+Chs

Change race type included in the table
 All Hcaps Non Hcaps Maidens Claimers Sellers Grp/Lst Novices

[Recall All Runners \(Unhide\)](#)

No	Horse	9 or less runners			10 or more runners			As Favourite			5/1 or less			11/2 or higher													
		R	W	P	W%	P%	R	W	P	W%	P%	R	W	P	W%	P%	R	W	P	W%	P%						
1	Into Faith (FR)																						Hide	±			
2	Breathalyze (FR)	4	2	4	50%	100%					1	1		100%	3	2	3	67%	100%	1	1		100%	Hide	±		
3	Johan	3	1	1	33%	33%	1	1	1	100%	100%	2	2	2	100%	100%	2	2	2	100%	100%	2		Hide	±		
4	Sea Voice						3	1	2	33%	67%										3	1	2	33%	67%	Hide	±
5	Society Lion						1	1	1	100%	100%	1	1	1	100%	100%	1	1	1	100%	100%	1			Hide	±	
6	Fantasy Believer (IRE)						4	1	2	25%	50%				1	1	1	100%	100%	5	1		20%		Hide	±	
7	Count Of Amazonia (IRE)						2	1	1	50%	50%										3	1	1	33%	33%	Hide	±
8	Transition	3	1	1	33%	33%	2	1	1	50%	50%				4	2	2	50%	50%	1					Hide	±	
9	Old News	4		1		25%	2	1	1	50%	50%				2		1		50%	4	1	1	25%	25%	Hide	±	
10	King Of Arms	2		1		50%	3	1	2	33%	67%	1	1	1	100%	100%	5	1	3	20%	60%				Hide	±	
11	Bermuda Schwartz	4	1	2	25%	50%	1					1					1				4	1	2	25%	50%	Hide	±

I use a minimum of 15 runs and a 31% win-strike rate but a user can use whatever filters they want.

[Switch to Todays Stat Attack \(12th June 2020\)](#)

Settings Box (Statistics for 13th June 2020)			Recall Saved Settings <input type="text" value="Enter Settings Name"/> Manage		
Stats Included	Stat Type	Minimum Runs	Minimum Wins/Places	Minimum Strike Rate	Maximum Strike Rate
<input type="button" value="Trainers"/>	<input type="button" value="Win Stats Only"/>	<input type="button" value="10"/>	<input type="button" value="0"/>	<input type="button" value="31%"/>	<input type="button" value="100%"/>
Order Preference	Race		Min Odds	Max Odds	Horse Age
<input type="button" value="For Backing (best)"/>	<input type="button" value="Include all races"/>		<input type="button" value="1/50"/>	<input type="button" value="1000/1"/>	Btw <input type="button" value="2"/> & <input type="button" value="20"/>
Click the Apply button to reload the page with chosen settings.					<input type="button" value="Apply"/>

Save these settings for future use.

Download current settings to spreadsheet.

Statistics for 13th June 2020

Stat Type	No.	Race (No. Runners)	Horse	Age	Trainer	Jockey	R	W/Pic	Strike%	Odds	V4
Trainer 14 Day Win	6	3.45 Sandown (12)	Grand Canal (IRE)	3	Clover Tom	Costello Dougie	14	6	43%	50/1	
Trainer Track Win	4	3.45 Sandown (12)	Byzantine Empire	3	Gosden J.H.M	Havlin Robert	52	18	35%	4/1	
Trainer Track Win	3	3.45 Sandown (12)	Wirraway (USA)	4	Gosden J.H.M	Buick William	52	18	35%	7/2	
Trainer Track Win	2	3.25 Doncaster (12)	Joyful Mission (USA)	4	Stoute Sir Michael	Murphy Oisín	26	9	35%	3/1	
Trainer 14 Day Win	9	2.15 Doncaster (12)	Clockers Corner (IRE)	4	Watson Archie	McNamara Adam	26	8	31%	7/1	
Trainer 14 Day Win	8	7.00 Leicester (12)	Zere	3	Watson Archie	Mitchell Jack	26	8	31%	7/1	
Trainer 14 Day Win	7	3.00 Newbury (8)	Royal Nation	3	Watson Archie	Doyle Hollie	26	8	31%	12/1	
Trainer 14 Day Win	11	2.25 Newbury (12)	Dancing Feet (IRE)	3	Watson Archie	Doyle Hollie	26	8	31%	10/1	

Using those criteria brings up a list of qualifiers for that days racing. As you will notice Sir Michael Stoute has a 35%-win strike rate with his runners at Doncaster, in the past two years, so his runner in the 3:25 Joyful Mission would be of interest.

As would the two John Gosden runners at Sandown given the trainers record at that course. The tool also allows you to check by horse stats.

Settings Box (Statistics for 13th June 2020)			Recall Saved Settings <input type="text" value="Enter Settings Name"/> Manage		
Stats Included	Stat Type	Minimum Runs	Minimum Wins/Places	Minimum Strike Rate	Maximum Strike Rate
<input type="button" value="Horses"/>	<input type="button" value="Win Stats Only"/>	<input type="button" value="5"/>	<input type="button" value="0"/>	<input type="button" value="55%"/>	<input type="button" value="100%"/>
Order Preference	Race		Min Odds	Max Odds	Horse Age
<input type="button" value="For Backing (best)"/>	<input type="button" value="Include all races"/>		<input type="button" value="1/50"/>	<input type="button" value="1000/1"/>	Btw <input type="button" value="2"/> & <input type="button" value="20"/>
Click the Apply button to reload the page with chosen settings.					<input type="button" value="Apply"/>

Save these settings for future use.

Download current settings to spreadsheet.

Statistics for 13th June 2020

Stat Type	No.	Race (No. Runners)	Horse	Age	Trainer	Jockey	R	W/Pic	Strike%	Odds	V4
Horse Direction Win	12	4.00 Curragh (18)	Run For Mary (IRE)	6	Byrnes C	McCullagh N.G	6	4	67%	10/1	
Horse Hcap(non) Win	1	4.20 Sandown (12)	Seaborn (IRE)	6	Moore G.L	Crouch Hector	10	6	60%	9/2	
Horse Hcap(non) Win	6	6.15 Curragh (18)	Mother Vincent (IRE)	4	Bolger J.S	Manning K.J	5	3	60%	6/1	
Horse Direction Win	5	3.35 Newbury (9)	Chatez (IRE)	9	King A	Doyle Hollie	5	3	60%	25/1	
Horse Hcap(non) Win	11	4.50 Sandown (12)	Be Fair	4	Carroll A.W	Doyle Brett	5	3	60%	6/1	
Horse Class Win	3	2.15 Doncaster (12)	Gale Force Maya	4	Dods M	Muirneenan Paul	5	3	60%	5/1	
Horse Going Win	8	3.35 Newbury (9)	Tabarrak (IRE)	7	Hannon (Jnr) Richard	Crowley Jim	5	3	60%	11/2	
Horse Class Win	9	4.20 Sandown (12)	Leoncavallo (IRE)	8	Pipe D.E	Watson Jason	5	3	60%	5/1	

There are a number of stats that I really take notice of when using the horse filter. One of them is win strike-rate in the class of that day's race.

Gale Force Maya for example is 3 wins from 5 runs in Class 4 races.

RACE CLASS				
	R	W	P/L	Places
G) UK Class 2	2	0	-2.00	2
I) UK Class 4	5	3	8.25	3
J) UK Class 5	5	2	33.33	3

Looking at the race card for the race.

Sat 13th Jun 2020

2.15 Doncaster (12 runners)

Betway Casino Handicap

7f (1546 yards)

Class 4, Good To Soft, 4yo+, Win: £4690

Avg OR : 84, Median OR : 84

Straight, Stall Positioning : Centre

Options

[Switch To Standard Race Card View](#)

[Race Card Tab Selection](#)

[Check qualifiers for this race](#)

2.15 Doncaster

[Further Analysis](#)

[Stat Attack](#)

[Stat Attack Extra](#)

[Advanced Data](#)

[Track Stats](#)

[Stalls Analyser](#)

No.	Form	D	Horse	A/S	W/HG	Jockey	Trainer	Miles	Stall	OR	Odds	HRB	CD	S
3	3911122	261	Gale Force Maya	4yo F	9-5	Mulrennan, Paul	Dods, M	86	6	85	5/1	202		0 Hide +
10	3215521	178	Northernpowerhouse	4yo G	9-3 ckPc	Lee, G	Smart, B	99	3	83	7/1	177	D	0 Hide +
11	21	12	Edraak (IRE)	4yo G	9-3	Rawinson, Ali	Appleby, M	75	10	83	3/1	174		1 Hide +
2	6660923	100	Glenamoy Lad	6yo G	9-5	Ryan, Rossa	Candlish, Jennie	57	4	85	10/1	159		0 Hide +
1	9687993	119	Muntadab (IRE)	8yo G	9-5	Rodriguez, Callum	Fell, Roger	64	12	85	14/1	152	CD	0 Hide +
7	1522360	11	Star Shield	5yo G	9-4	Tudhope, Daniel	OMeara, D	62	11	84	12/1	151	C D	1 Hide +
6	5292057	224	Presidential (IRE)	6yo G	9-4	Curtis, B A	Fell, Roger	64	8	84	8/1	149	CD	0 Hide +
8	9640397	308	Hajjam	6yo G	9-3	Garritty, Jack	Bailey, Liam	73	7	83	25/1	140	D	0 Hide +
5	3412037	219	Sparklealot (IRE)	4yo G	9-4 ckPc	Norton, Francis	Furtado, Ivan	41	2	84	14/1	138	D	0 Hide +
12	6050005	219	Zap	5yo G	9-2	Hamilton, Tony	Fahey, R A	64	5	82	14/1	136	D	0 Hide +
4	5125369	266	Boston George (IRE)	4yo G	9-5	Gray, S A	Dalgleish, Keith	231	9	85	16/1	135	D	0 Hide +
9	0408310	256	Clockers Corner (IRE)	4yo G	9-3	McNamara, Adam	Watson, Archie	166	1	83	7/1	122	D	0 Hide +

We can see that Gale Force Maya is also top of the HRB ratings and she's having her first start for 261-days.

DAYS SINCE RUN				
	Runs	Wins	P/L	Places
A) 1-7	1	0	-1.00	1
B) 8-15	2	1	4.50	1
C) 16-30	6	2	0.75	4
D) 31-60	1	0	-1.00	0
G) 121-365	1	1	33.00	1
H) > 365	1	1	3.33	1

Her first run of the season need not be a negative for the filly as she's 2 wins from 2 runs when racing 121+ days since her last start.

I will take a more detailed look at horse profiling in part two.

That's just a couple of the ways that you can use the Stat Attack tool.

Looking at the race in more detail from a form perspective may either strengthen or weaken your view about the horse's chance in the race but it remains an excellent at a glance perspective on the runners that may be worthy of note today.

Before concluding I will quickly mention the shortcuts page for that day's racing.

Shortcuts

It's yet another fantastic tool to work with. You can filter by horse, jockey/trainer or other.

Horse racing data delivered with the click of a button. [Help section here](#)

Select Shortcut Type			
<input checked="" type="radio"/> All	<input type="radio"/> Horse	<input type="radio"/> Jockey/Trainer	<input type="radio"/> Mix/Other

Shortcuts specific to the Horse

Each of these shortcuts show information pertaining to characteristics specifically relating to the horse.

Entered today and tomorrow	Carrying a penalty	Won at same track as today in last race
Recompeting Race Entered Last Year	Won last race	Track Winners
Entered today non runner in last week	Won last two races	Track Placed
Turning out quickly (<=7 Days)	Won last three races	Only track winner in todays race
Back after layoff (180 days+)	Placed in last three races	Track/Distance Winners
Back after layoff (365 days+)	Runs since win	Track/Distance Winners in LR
Have previously won after a break	Only runner in todays race that won last race	Only track/distance winner in todays race
NH hurdlers whose last race was on Flat/AW	Unbeaten (Ran at least once)	Shorter distance than LR
Ran in hurdle LR, back to Flat/AW	Ran 5+ times and have never won	Longer distance than LR
Gelded since last run	Ran 5+ times and have never placed	Distance Winners
Runs Since Gelded (max 5)	Ran 10+ times and have never won	Only distance winner in todays race
(Avg OR in Race) vs (Avg OR in Last)	Ran 10+ times and have never placed	Placed at the same going and distance in last race
Handicappers - Weight vs Prev Win High	First Time in a Handicap	Only going winner in todays race
OR today vs Win High (Handicaps)	First Time in a Handicap in NH Race Type	Distance, Going and Class winners
OR 10 or more less (same code - Last 10 races)	First Time in Seller/Claimer	Shorter Distance and in Lower Grade vs LR
Odds in this race vs Odds in Last	First Time in a Bumper	Higher grade for first time
Beaten Favourite in Last Race	First Time in a Hurdle	Lower grade for first time
Beaten Favourite in Last 2 Races	First Time in a Chase	Higher grade than last race
Different headgear v LR	First Time on the All Weather	Lower grade than last race
First Time in Headgear	LR and 2LR odds to runners ratio	Higher grade than 2nd last race
Second Time in Headgear	One of up to two in race to place LR	Lower grade than 2nd last race
First Time with Tongue Tie	Gambled on in Last Race?	Higher grade than 3rd last race
Second Time with Tongue Tie	Ran at same time last year (within 7 days)	Lower grade than 3rd last race
Running after a wind operation	Previous Festival Winner	Have won in higher class
Running second time after a wind operation		Have won a Group/Grade/Listed race
Running third time after a wind operation		

Shortcuts specific to the Jockey and/or Trainer

Each of these shortcuts show information pertaining to characteristics specifically relating to either the jockey or the trainer (or in some cases both).

It is important to be aware that the assigned jockey in a race can change right up to the off.

Jockey Specific

[Jockey Changes](#)
[J- 1 ride today \(all tracks combined\).](#)
[J- 1 ride at track.](#)
[J- exactly 2 rides at track.](#)
[J- exactly 3 rides at track.](#)
[J- making a claim.](#)
[J- making a claim, Non Claimer in LR](#)
[J- who are the only one in race making a claim.](#)
[J- Having First Ride At Track.](#)
[J- Riding at 2 Different Tracks.](#)
[J- 14 day strike rate.](#)
[J- 30 day strike rate.](#)
[J- ridden horse more than once.](#)
[J- riding horse for first time.](#)
[J- previously won on horse.](#)
[J- rides since win.](#)
[Female Jockeys](#)
[J- Track strike rate.](#)

Trainer Specific

[T- with only 1 runner at track.](#)
[T- with 1 runner on day.](#)
[T- with 2 runners on day.](#)
[T- with 3 runners on day.](#)
[T- with runners at 2 or more tracks.](#)
[T- with 2 or more runners in a race.](#)
[T- Having First Runner At Track.](#)
[T-runners since win.](#)
[T- 14 day strike rate.](#)
[T- 30 day strike rate.](#)
[T- Track strike rate.](#)
[T- with entry in race won last year](#)
[T- 14Day% double or better than 2yr%.](#)
[T-Furthest Travellers \(Miles\)](#)
[Trainers/Owners link \(potentially!\)](#)

Jockey/Trainer Combination

[Jockeys/Trainers with same surname.](#)
[Jockeys/Trainers Win% \(last 730 days\)](#)
[Jockey/Trainer - 2 or more rides.](#)
[Jockey/Trainer - 2 or more rides <= 6/1.](#)
[Jockeys 1 ride/Trainers 1 runner at track \(combined\).](#)
[Jockeys 1 ride/Trainers 1 runner all day \(combined\).](#)

Mixed/Other Shortcuts

These shortcuts hold a variety of information as described.

[Ratings Top Rated & Points Clear](#)

[View Yesterdays Results](#)

[Race by Race Summary \(Min OR, Max OR\)](#)

[Race by Race Summary \(Competitiveness\)](#)

[Odds Difference between Fav and 2nd Fav](#)

[Current Trend Races](#)

[Horses who have changed Trainer since last run](#)

[Horses Running First Time for Trainer on the AW](#)

[Trainers/Jockeys/Horses having first ever runner/ride/run in UK/IRE](#)

I won't go into detail now but taking a couple of examples.

There's just one horse racing under a penalty.

Horses carrying a penalty

Time	Track	Race Type	Dist	Cls	Run	No.	Horse	Jockey	Trainer	Owner	Odds	Pos	Penalty
7.00	Leicester	Handicap	1m2f	C6	12	9	Camouflaged (IRE)	Elliott, Jane	Johnston, M	Sheikh Hamdan Bin Mohammed Al Maktoum	100/30	??	6

If you want to find those horses who have switched trainer since their last run.

Horses who have changed Trainer since last run

Time	Track	Horse	TRAINER TODAY	PREV TRAINER
8.00	Leicester	Alonso Cano (IRE)	Keightley, S L	Hughes, Jo
5.45	Curragh	Annabelle Rock (IRE)	Lupini, Miss Natalia	McGuinness, Adrian
4.00	Curragh	Buckman Tavern (FR)	Martin, A J	Prescott, Sir Mark
2.15	Doncaster	Clockers Comer (IRE)	Watson, Archie	Oxx, John M
4.20	Sandown	Cogital	Llewellyn, B J	Perrett, Mrs A J
1.15	Newbury	Employer (IRE)	Newland, Dr R D P	Goldie, J S
4.45	Newbury	Enigmatic (IRE)	Parr, Joseph	Bailey, A
7.15	Curragh	Fancy Blue (IRE)	O'Brien, Donnacha	O'Brien, A P
2.50	Doncaster	Fanzone (IRE)	Williams, Jan	Watson, Archie
4.00	Curragh	Formal Order	Smith, Matthew J	Murtagh, J P
2.15	Doncaster	Glenamoy Lad	Candlish, Jennie	Wigham, M
4.00	Curragh	Graceland (FR)	Elliott, Gordon	McCain, Jnr, D
2.15	Doncaster	Hajjam	Bailey, Liam	O'Meara, D
6.15	Curragh	Lariat	McGuinness, Adrian	Balding, A M
4.20	Sandown	Leoncavallo (IRE)	Pipe, D E	Newland, Dr R D P
4.45	Newbury	Love Dreams (IRE)	Blake, Michael	Osborne, J A
6.15	Curragh	Machine Learner	Roche, Pdraig	Tuite, Joseph
3.15	Sandown	Modern Millie	Beckett, R M	Channon, M R
2.40	Sandown	Orlaith (IRE)	Cox, C G	Jardine, I
8.00	Leicester	Power Player	Carr, Mrs R A	Burke, K R
4.20	Sandown	Seaborn (IRE)	Moore, G L	Chamings, P R
12.15	Newbury	Showmolina	Knight, W J	Lanigan, D R
5.45	Curragh	Sundance Star (IRE)	Hogan, Denis Gerard	Condon, K J
2.40	Sandown	Sunday Sovereign	Varian, Roger	Twomey, P
3.55	Doncaster	Tadreej	Meade, M	Suroor, Saeed Bin
12.30	Doncaster	Trevie Fountain	Carr, Mrs R A	Fahey, R A
7.00	Leicester	Vertice (IRE)	Waggott, Miss Tracy	Botti, M
6.15	Curragh	War Diary	Halford, M	Murphy, John Joseph

Well I hope I have given you a bit of a flavour as to the awesome power of HRB that's available at your fingertips. I have merely scratched the surface so far.

In part two, I will be looking at Hot and Cold Races, how you can use the site to profile a horse and find big race trends.

If you would like a free trial of HRB visit this page -

<http://www.horseracebase.com/extended.php>

If you've got a question about HorseRaceBase that you would like my help with, use the Suggestion Box link to send it in and I'll get back to you - [Suggestion Box](#)

Until next time

John Burke

Your Ad Here

If you would like to advertise in On Course Profits

[Click Here to view our rate card](#)



(CC BY 4.0) - <https://www.flickr.com/photos/colinsite>

Derby and Oaks

What a tough year it's been so far. But if you're as happy as I am that racing has been able to resume, albeit under very trying circumstances, it's providing a very welcome tonic at this difficult time.

There has been a major restructuring of this season's flat programme, particularly with the Derby and Oaks moved to the first weekend of July. It's made the waters a little murkier than usual as to who we could see turn up at Epsom, especially as the Ribblesdale and King Edward VII Stakes at Royal Ascot will act as trial races.

Derby

The Ballydoyle battalion will likely be formidable once more, but in terms of who Aidan O'Brien's leading contender could be at this stage is very much up in the air, to us outsiders at least.

He saddled the first three home in the Derrinstown Derby Trial, but the shortest price of those runners for the Derby is the winner, Cormorant, at 40/1.

I can't say I was particularly taken by the win and would imagine O'Brien has a few more cards up his sleeve.

At the time of writing the Irish 2,000 Guineas hasn't been run, so I'm intrigued to see how Armory gets on (4th in Irish 2,000 Guineas. Ed). I really liked him as a juvenile and his final run when well beaten by Alson can easily be dismissed on the fact of the heavy ground and he'd had a pretty tough season. Other than that, he'd barely put a foot wrong. He's a Galileo so has every chance of staying the Derby trip and if shaping promisingly at the Curragh, I wouldn't be ruling him out.

Mogul and Innisfree were very good last year and both definitely look like they'll appreciate this sort of distance as they develop. But I feel the 3.4m Guineas price tag on Mogul has done more for his reputation than what he's shown on the track. Innisfree had a setback and if making the Derby, it'll be his seasonal reappearance. It would be a monumental effort to win first time up, to say the least.

Last year's winner, Anthony Van Dyck, won the Derby Trial at Lingfield before his Epsom success, which is exactly what English King has done for Ed Walker this season. It was hard not to be impressed with how the son of Camelot readily dispatched his rivals, travelling all over the field before asserting under a minimum of fuss in the closing stages. It was a very likeable performance but I just feel he's got to step it up a gear again to be involved in the finish at Epsom. He'll be facing much classier opposition and while I like him, I believe the market has caught up.

The key piece of form, currently, I'd say is the 2,000 Guineas. Kameko provided Oisin Murphy with a very much deserved first Classic winner and is now favourite to double his Classic tally. I can certainly see why and because of his ownership and Sire, comparisons have been made to the exceptional Roaring Lion. Whether he's that good remains to be seen.

In terms of the Derby, I'm not sure he's this year's winner. To my eyes, he doesn't look like he's crying out for a mile and a half. He possesses plenty of speed, as demonstrated by the furious gallop they went at Newmarket and the fact he posted the fastest 2,000 Guineas winning time ever, is a testament to that. But Military March on the other hand, looks an ideal Derby type.

He posted a whopping RPR of 115 on just his second start when winning the Autumn Stakes back in October. He performed slightly below that in the 2,000 Guineas with an RPR of 113, but I don't think that tells the whole story.

The way the races had been panning out at Newmarket over the four days, the stands rail was the place to be. Kameko was drawn in stall 15, directly on the rail, but Military March was stuck out in the centre of the track in stall 3. Hector Crouch couldn't do any more than he did but he wasn't ideally positioned.

He travelled well enough, but didn't look completely comfortable at the pace and was beginning to be shoved along a good three furlongs from home.

Military March continued to find plenty for pressure and finished a staying on, but outpaced, fourth. To be honest I think that was a cracking trial for Epsom. His pedigree promises that he'll be suited by the step up in trip with his Sire a Derby winner and Dam a Ribblesdale winner.

His handler, Saeed bin Suroor, has spoken extremely positively about his charge and the Derby was seemingly always the number one target, as opposed to the mile Classic. He's won on Good and Soft ground, with his Guineas effort coming on Good to Firm, so there are no preferences ground wise. He's going to relish the step up in trip and looks a really solid bet.

Recommended Bet: - Back Military March @ 6/1

Alex Pepperell

For the Gold and Platinum members Alex shares his analysis of the Oaks where he has a very strong fancy for a 33/1 shot.

If you'd like to upgrade your account you can do so here -

<https://www.oncourseprofits.com/on-course-profits-upgrade/>

Suggest a System

Have you got an idea for a system that you would like researched?

Click Here to Make a Suggestion



Follow these Under the Radar Progressive Horses for Guaranteed Winners in 2020

Brett Love's 2019 To Follow Horses Returned a Very Strong 36% ROI at Betfair SP

Register your email address and we will share with you the full 2020 list with notes and notify you every time they are entered to run



Having reviewed the 2019 campaign the pro-gambler behind the highly profitable Loves Racing tipping service, Brett Love, has identified a number of horses that have the scope to progress and win races this year, mostly on the flat turf, but also on the All Weather and National Hunt.

We'd like to give you the full list of these horses which are guaranteed to supply you with a lot of wins.

Plus we will notify you by email when the selections are entered to run.

The 2019 list has produced a very healthy 36% ROI at Betfair SP for those that followed along.

Hopefully 2020 will beat that.

All the best

Brett Love

[**Click Here Now**](#)



Image by [Jan-martijn Verlaan](#) from [Pixabay](#)

July Acorns – Jockeys and Course and Distances

Well racing has just resumed in Britain & Ireland. July should be the height of the flat season. If it's anything like last year we should be enjoying long hot sunny days and quick going across all racecourses.

Sadly, this year is going to be different.

Yes, we might have long hot sunny days and quick ground but we won't be at a racecourse enjoying all the action and we'll have to settle with watching it on TV.

There's plenty of high-class horse racing for us to enjoy during the month. We begin this year with the Epsom Derby & Oaks and the Coral Eclipse, unfortunately this year the latter race won't see the first meeting of the Classic generation and the older horses.

During the middle of the month it's the July Festival at Newmarket and at the end of the month it's one of the great races of the flat racing calendar the King George VI and Queen Elizabeth Stakes.

In last months ‘Acorns’ I looked at some profitable angles for just one trainer William Haggas. This month I’m focusing in on two jockeys who seem to excel over certain courses & distances.

Some of the first words of advice I received when I took an interest in horse racing was this:

“Don’t expect to make money following jockeys”.

Those words have stood the test of time but we cannot get away from the fact that jockeys are an integral part of the form of a horse race and they have to be taken into account.

You will often hear people say a horse ran a poor race when in fact the jockey gave it little chance to do anything else.

The booking of a good jockey should always make you sit up and take notice. So it’s worth analysing jockeys in regard to their strike rates at certain racecourses, their success rates with certain trainers, on particular going and over certain distances.

To get a decent sample size and also to keep the stats as relevant as possible, I have concentrated on those jockeys who have had at least 20 rides during the period under research and also taken into consideration only the results since the start of 2015.

As ever the excellent www.horseracebase.com with its mine of detailed information and stats is the starting point for this month’s investigation.

Flat and All Weather

William Buick

Here’s the jockey’s overall record on the flat since the start of 2015.

Performance of System Based on Below Set Criteria.																							
Bets	Wins	Win%	P/L(SP)	Places	Place%	Races	Race%	ROI(SP)	P/L(BF)	ROI(BF)	Lay(BF)	Pic%(BF)	MxOdd	MaxWINOdds	AvgOdd	AvgOddBF	A/E	chl	ExpWins	BF A/E	BF chl	BFExpWins	AvgBFWinOdd
1701	335	19.69	-36.6	726	42.68	1701	19.69	-2.15	222.41	13.08	-374.31	44.66	67.00	41.00	8.16	11.21	0.95	0.99	351.58	1.05	1.14	317.86	6.02

You currently have 3 categories with specifications in your system.

Race Data - All of these categories specify only the types of races included.

Race Code

Date (Year)

Jockey Data - These categories specify characteristics for the jockey riding the analysed horse.

Jockey

And here's his record by individual track:

Criteria	Bets	Wins	Win%	P/L(SP)	Places	Place%	Races	Rate%	ROI(SP)	P/L(BF)	ROI(BF)	Lay(BF)	Pic%(BF)	MxOdd	MaxWINOdds	AvgOdd	AvgOddBF	A/E	chi	ExpWins	BF A/E	BF chi	BFExpWins	AvgBFWinOdd
Ascot	226	39	17.26	-13.34	87	38.5	226	17.26	-5.9	16.07	7.11	-36.11	41.15	67	21	10.97	16.84	1.07	0.2	36.55	1.21	1.63	32.28	6.48
Bath	3	0	0	-3	1	33.33	3	0	-100	-3	-100	2.85	33.33	6.5	0	5.17	6.25	0	0.75	0.6	0	0.6	0.5	0
Beverley	4	2	50	1.91	2	50	4	50	47.75	2.03	50.7	-2.34	50	6	4	4.35	4.88	1.79	0.96	1.12	1.94	1.23	1.03	3.12
Brighton	1	0	0	-1	0	0	1	0	-100	-1	-100	0.95	0	1.83	0	1.83	1.94	0	1.22	0.55	0	1.08	0.52	0
Catterick	2	1	50	-0.83	2	100	2	50	-41.5	-0.83	-41.45	0.77	100	2.2	1.17	1.69	1.78	0.77	0.2	1.3	0.79	0.16	1.27	1.18
Chester	25	3	12	-13.25	12	48	25	12	-53	-13.01	-52.05	11.44	48	17	5	6.61	7.75	0.56	1.33	5.37	0.62	0.87	4.84	4.15
Curragh	26	6	23.08	7.12	13	50	26	23.08	27.38	26.04	100.14	-29.46	53.85	17	15	6.08	9.42	0.9	0.1	6.7	0.98	0	6.13	9.08
Doncaster	122	23	18.85	-7.41	50	40.98	122	18.85	-6.07	18.33	15.03	-29.46	43.44	67	26	7.39	9.45	0.87	0.58	26.47	0.97	0.03	23.79	6.37
Epsom	40	6	15	-8.58	15	37.5	40	15	-21.45	-6.48	-16.2	3.33	35.9	21	17	7.7	9.64	0.72	0.8	8.29	0.82	0.3	7.35	5.83
Goodwood	99	22	22.22	31.16	46	46.46	99	22.22	31.47	49.03	49.52	-59.51	48.48	51	21	9.09	11.94	1.25	1.34	17.6	1.41	3.09	15.62	7.11
Haydock	76	16	21.05	-13.25	36	47.37	76	21.05	-17.43	-9.29	-12.22	3.62	48.68	34	9	6.67	8.13	0.91	0.17	17.51	1.01	0	15.83	4.34
Leicester	54	11	20.37	-17.04	21	38.89	54	20.37	-31.56	-14.66	-27.15	11.02	38.89	34	6	6.87	9.16	0.83	0.49	13.22	0.92	0.11	12	3.71
Leopardstown	4	0	0	-4	0	0	4	0	-100	-4	-100	3.8	0	34	0	17	32.35	0	0.36	0.33	0	0.21	0.2	0
Lingfield	27	3	11.11	8	11	40.74	27	11.11	29.63	21.15	78.35	-24.73	44.44	21	17	7.34	9.25	0.53	1.62	5.7	0.59	1.07	5.11	16.84
Naas	5	2	40	4	2	40	5	40	80	4.52	90.48	-5.07	40	34	5	11.7	21.44	2.7	2.52	0.74	2.99	3.05	0.67	4.96
Newbury	93	21	22.58	32.75	36	38.71	93	22.58	35.22	75.05	80.7	-86.39	39.78	29	26	8.12	10.48	1.21	0.97	17.31	1.37	2.54	15.3	8.37
Newmarket (July)	159	30	18.87	-46.84	67	42.14	159	18.87	-29.46	-35.85	-22.55	24.5	46.2	67	13	6.73	10.44	0.8	1.92	37.42	0.87	0.7	34.35	4.36
Newmarket (Rowley)	309	69	22.33	53.59	138	44.66	309	22.33	17.34	101.82	32.95	-131.81	44.98	67	41	8.71	11.69	1.16	1.95	59.34	1.28	5.26	53.72	6.21
Nottingham	55	13	23.64	5.33	28	50.91	55	23.64	9.69	12.33	22.42	-17.29	54.55	21	15	6.78	8.3	1.03	0.01	12.65	1.14	0.29	11.39	5.4
Pontefract	31	9	29.03	-6.61	16	51.61	31	29.03	-21.32	-5.49	-17.71	3.52	51.61	26	5	5.17	6.39	0.88	0.22	10.22	0.95	0.04	9.52	2.93
Redcar	2	2	100	1.7	2	100	2	100	85	1.92	95.95	-2.02	100	2.2	2.2	1.85	2.01	1.79	1.57	1.12	1.92	1.85	1.04	2.01
Ripon	1	0	0	-1	1	100	1	0	-100	-1	-100	0.95	100	1.5	0	1.5	1.55	0	2.03	0.67	0	1.86	0.65	0
Salisbury	20	3	15	0.05	8	40	20	15	0.25	-0.88	-4.39	-0.82	45	17	15	6.42	7.37	0.61	1.01	4.94	0.68	0.59	4.43	6.66
Sandown	119	18	15.13	-30.81	48	40.34	119	15.13	-25.89	-18.47	-15.52	9.08	42.86	34	17	8.16	11.6	0.77	1.55	23.39	0.85	0.57	21.15	6.05
Windsor	53	13	24.53	5.11	23	43.4	53	24.53	9.64	11.01	20.77	-15.69	47.17	13	9	5.06	6.04	0.96	0.03	13.57	1.05	0.04	12.37	5.13
Yarmouth	41	9	21.95	-9.74	23	56.1	41	21.95	-23.76	-7.62	-18.59	4.74	60.98	23	8	5.13	6.09	0.71	1.52	12.64	0.74	1.15	12.14	3.85
York	104	14	13.46	-10.62	38	36.54	104	13.46	-10.21	4.7	4.52	-14.18	38.61	67	17	10.54	14	0.86	0.37	16.26	0.96	0.03	14.66	8.12

Newmarket (Rowley Course)

Given Buick's profit and strike rate at Newmarket that's one track that needs looking at more in detail.

Here's a breakdown of his Newmarket record by distance:

Breakdown of Race Distance

The distance over which the race was ran

To add in criteria, select as appropriate and press Go. Otherwise click any tab to continue with this system unchanged.

Min	Max	Criteria	Bets	Wins	Win%	P/L(SP)	Places	Place%	Races	Rate%	ROI(SP)	P/L(BF)	ROI(BF)	Lay(BF)	Pic%(BF)	MxOdd	MaxWINOdds	AvgOdd	AvgOddBF	A/E	chi	ExpWins	BF A/E	BF chi	BFExpWins	AvgBFWinOdd
<input type="radio"/>	<input type="radio"/>	5f	22	8	36.36	11.38	13	59.09	22	36.36	51.73	13.81	62.76	-15.97	59.09	34.00	8.00	7.06	9.52	1.62	2.42	4.95	1.76	3.3	4.55	4.66
<input type="radio"/>	<input type="radio"/>	6f	36	7	19.44	-4.8	19	52.78	36	19.44	-13.33	-4.86	-13.5	2.14	52.78	67.00	8.00	9.26	14.83	0.96	0.01	7.27	1.04	0.01	6.73	4.63
<input type="radio"/>	<input type="radio"/>	7f	81	12	14.81	-20.21	28	34.57	81	14.81	-24.95	-14.55	-17.96	8.23	37.04	34.00	13.00	10.02	13.8	0.89	0.18	13.43	1	0	11.97	5.78
<input type="radio"/>	<input type="radio"/>	1m	72	13	18.06	-12.4	32	44.44	72	18.06	-17.22	-7.45	-10.35	1.79	44.44	34.00	11.00	8.26	10.4	0.92	0.12	14.15	1.03	0.01	12.67	5.17
<input type="radio"/>	<input type="radio"/>	1m1f	21	5	23.81	41.91	11	52.38	21	23.81	199.57	62.91	299.56	-67.86	52.38	41.00	41.00	10.4	13.72	1.51	1.01	3.32	1.74	1.83	2.87	17.61
<input type="radio"/>	<input type="radio"/>	1m2f	41	12	29.27	15.38	17	41.46	41	29.27	37.51	24.69	60.23	-28.97	41.46	34.00	15.00	6.72	8.38	1.35	1.4	8.88	1.48	2.33	8.11	5.71
<input type="radio"/>	<input type="radio"/>	1m4f	27	9	33.33	15.83	14	51.85	27	33.33	58.63	20.28	75.09	-23.19	48.15	41.00	13.00	8.55	10.72	1.53	2.12	5.88	1.64	2.8	5.5	5.48
<input type="radio"/>	<input type="radio"/>	1m6f	2	2	100	7	2	100	2	100	350	7.41	370.5	-7.8	100	6.50	6.50	4.5	4.9	3.64	5.27	0.55	3.77	5.55	0.53	4.9
<input type="radio"/>	<input type="radio"/>	2m	1	0	0	-1	0	0	1	0	-100	-1	-100	0.95	0	8.00	0.00	8	8.07	0	0.15	0.13	0	0.14	0.12	0
<input type="radio"/>	<input type="radio"/>	2m2f	6	1	16.67	0.5	2	33.33	6	16.67	8.33	0.59	9.77	-1.13	33.33	15.00	6.50	8.83	10.88	1.28	0.07	0.78	1.49	0.18	0.67	6.88

A few distances stand out from the rest. Buick is a good judge of pace so not surprisingly he does well over the minimum distance.

Digging a bit further by trainer.

Breakdown of Trainer

The trainer of the horse

To add in criteria, select as appropriate and press Go. Otherwise click any tab to continue with this system unchanged.

Add	Criteria	Bets	Wins	Win%	P/L(SP)	Places	Place%	Races	Race%	ROI(SP)	P/L(BF)	ROI(BF)	Lay(BF)	Pic%(BF)	MxOdd	MaxWINOdds	AvgOdd	AvgOddBF	A/E	chi	ExpWins	BF A/E	BF chi	BFExpWins	AvgBFWinOdd
<input type="checkbox"/>	Alston, E J	1	1	100	7	1	100	1	100	700	7.41	7.41	-7.8	100	8	8	8	8.8	7.69	6.69	0.13	9.09	8.09	0.11	8.8
<input type="checkbox"/>	Appleby, Charlie	12	5	41.67	8.94	8	66.67	12	41.67	74.5	10.7	89.15	-11.98	66.67	9	6	5.02	5.69	1.68	1.82	2.98	1.82	2.39	2.75	4.73
<input type="checkbox"/>	Hills, Charles	1	0	0	-1	1	100	1	0	-100	-1	-100	0.95	100	7	0	7	8.46	0	0.16	0.14	0	0.14	0.12	0
<input type="checkbox"/>	Hughes, Richard	1	0	0	-1	0	0	1	0	-100	-1	-100	0.95	0	34	0	34	68.16	0	0.03	0.03	0	0.01	0.01	0
<input type="checkbox"/>	Johnston, M	4	1	25	-2.56	2	50	4	25	-6.4	-2.58	-64.55	2.41	50	13	1.44	6.86	8.32	0.93	0.01	1.08	0.95	0	1.05	1.44
<input type="checkbox"/>	Varian, Roger	1	1	100	2	1	100	1	100	200	2.28	2.28	-2.4	100	3	3	3.4	3.03	2.03	0.33	3.45	2.45	0.29	3.4	
<input type="checkbox"/>	Wall, C F	1	0	0	-1	0	0	1	0	-100	-1	-100	0.95	0	7	0	7	8.4	0	0.16	0.14	0	0.14	0.12	0
<input type="checkbox"/>	Williams, Ian	1	0	0	-1	0	0	1	0	-100	-1	-100	0.95	0	8.5	0	8.5	10.5	0	0.14	0.12	0	0.11	0.1	0

As you would expect Charlie Appleby has provided him with most of the winners at the distance. But his record when riding away from the Godolphin operation is also good with 3 winners from 10 rides 30% + 2.44 5 placed 50%.

With such runners performing 52% better than market expectations.

Although you could probably back his 5f rides blind and make a profit.

It's worth noting all of his eight winners came in field sizes nine or less. In field sizes 10+ he's 0 winners from 8 runners 3 placed 38%

Performance of System Based on Below Set Criteria.																								
Bets	Wins	Win%	P/L(SP)	Places	Place%	Races	Race%	ROI(SP)	P/L(BF)	ROI(BF)	Lay(BF)	Pic%(BF)	MxOdd	MaxWINOdds	AvgOdd	AvgOddBF	A/E	chi	ExpWins	BF A/E	BF chi	BFExpWins	AvgBFWinOdd	
14	8	57.14	19.38	10	71.43	14	57.14	138.43	21.81	155.76	-23.57	71.43	13.00	8.00	5.41	6.27	2.14	6.62	3.74	2.27	7.62	3.52	4.66	

You currently have 6 categories with specifications in your system.

Race Data - All of these categories specify only the types of races included.

<input checked="" type="checkbox"/>	Race Code	Flat
<input checked="" type="checkbox"/>	Track	Newmarket (Rowley)
<input checked="" type="checkbox"/>	Race Distance	Exactly 5f
<input checked="" type="checkbox"/>	No. of Runners	Between 4 And 9
<input checked="" type="checkbox"/>	Date (Year)	2015 2016 2017 2018 2019 2020

Jockey Data - These categories specify characteristics for the jockey riding the analysed horse.

<input checked="" type="checkbox"/>	Jockey	Buick, William
-------------------------------------	--------	----------------

Even punters backing all his rides each way made a £24.65 profit to a £1 level stake.

System 91: Back William Buick's Newmarket (Rowley) rides over 5f in single figure fields.

Besides 5f, the jockey has also been profitable at all distances between 1m 1f & 1m 6f on the Rowley Course.

This is his overall record between 1m 1f & 1m 6f.

Performance of System Based on Below Set Criteria.																							
Bets	Wins	Win%	P/L(SP)	Places	Place%	Races	Race%	ROI(SP)	P/L(BF)	ROI(BF)	Lay(BF)	Pic% (BF)	MxOdd	MaxWINOdds	AvgOdd	AvgOddBF	A/E	chi	ExpWins	BF A/E	BF chi	BFExpWins	AvgBFWinOdd
91	28	30.77	80.12	44	48.35	91	30.77	88.04	115.29	126.69	-127.82	47.25	41.00	41.00	8.07	10.23	1.5	5.93	18.63	1.65	8.73	17.01	7.7

You currently have 5 categories with specifications in your system.

Race Data - All of these categories specify only the types of races included.

<input checked="" type="checkbox"/>		Race Code	Flat
<input checked="" type="checkbox"/>		Track	Newmarket (Rowley)
<input checked="" type="checkbox"/>		Race Distance	Between 1m1f And 1m6f
<input checked="" type="checkbox"/>		Date (Year)	2015 2016 2017 2018 2019 2020

Jockey Data - These categories specify characteristics for the jockey riding the analysed horse.

<input checked="" type="checkbox"/>		Jockey	Buick, William
-------------------------------------	--	--------	----------------

Once again breaking down those results by trainer:

Add	Criteria	Bets	Wins	Win%	P/L(SP)	Places	Place%	Races	Race%	ROI(SP)	P/L(BF)	ROI(BF)	Lay(BF)	Pic% (BF)	MxOdd	MaxWINOdds	AvgOdd	AvgOddBF	A/E	chi	ExpWins	BF A/E	BF chi	BFExpWins	AvgBFWinOdd
<input type="checkbox"/>	Appleby, Charlie	50	20	40	40.87	26	52	50	40	81.74	55.38	110.75	-61.37	52	15	15	5.42	6.29	1.65	6.78	12.11	1.79	9.04	11.15	5.49
<input type="checkbox"/>	Arbutnot, D W P	1	0	0	-1	0	0	1	0	-100	-1	-100	0.95	0	4.5	0	4.5	4.89	0	0.28	0.22	0	0.25	0.2	0
<input type="checkbox"/>	Balding, A M	3	0	0	-3	1	33.33	3	0	-100	-3	-100	2.85	0	26	0	18.83	29.9	0	0.33	0.3	0	0.25	0.23	0
<input type="checkbox"/>	Barron, T D	1	0	0	-1	0	0	1	0	-100	-1	-100	0.95	0	15	0	15	17.92	0	0.08	0.07	0	0.06	0.06	0
<input type="checkbox"/>	Beckett, R M	1	1	100	1.5	1	100	1	100	150	1.5	150.1	-1.58	100	2.5	2.5	2.5	2.58	2.5	1.5	0.4	2.56	1.56	0.39	2.58
<input type="checkbox"/>	Brittain, C E	2	0	0	-2	0	0	2	0	-100	-2	-100	1.9	0	8	0	7.5	8.68	0	0.31	0.27	0	0.27	0.24	0
<input type="checkbox"/>	Burke, K R	1	0	0	-1	0	0	1	0	-100	-1	-100	0.95	0	11	0	11	14	0	0.1	0.09	0	0.08	0.07	0
<input type="checkbox"/>	Channon, M R	1	1	100	5.5	1	100	1	100	550	5.91	590.9	-6.22	100	6.5	6.5	6.5	7.22	6.67	5.67	0.15	7.14	6.14	0.14	7.22
<input type="checkbox"/>	Chapple-Hyam, Jane	1	1	100	40	1	100	1	100	4000	57.71	5771.25	-60.75	100	41	41	41	61.75	50	49	0.02	50	49	0.02	61.75
<input type="checkbox"/>	Cox, C G	1	0	0	-1	0	0	1	0	-100	-1	-100	0.95	0	11	0	11	13.31	0	0.1	0.09	0	0.09	0.08	0
<input type="checkbox"/>	Cumani, L M	1	0	0	-1	0	0	1	0	-100	-1	-100	0.95	0	3.25	0	3.25	3.48	0	0.45	0.31	0	0.41	0.29	0
<input type="checkbox"/>	Dunlop, E A L	1	0	0	-1	0	0	1	0	-100	-1	-100	0.95	0	9	0	9	12.33	0	0.12	0.11	0	0.09	0.08	0
<input type="checkbox"/>	Fanshawe, J R	1	0	0	-1	0	0	1	0	-100	-1	-100	0.95	0	21	0	21	45.8	0	0.05	0.05	0	0.02	0.02	0
<input type="checkbox"/>	Gosden, J H M	7	1	14.29	-3	2	28.57	7	14.29	-42.86	-3.03	-43.24	2.57	28.57	17	4	6.36	7.74	0.57	0.42	1.74	0.62	0.3	1.61	4.13
<input type="checkbox"/>	Halford, M	1	0	0	-1	0	0	1	0	-100	-1	-100	0.95	0	5.5	0	5.5	7	0	0.22	0.18	0	0.16	0.14	0
<input type="checkbox"/>	Johnston, M	5	1	20	-0.5	3	60	5	20	-10	-0.65	-12.93	0.27	60	34	4.5	14.8	19.97	1.75	0.37	0.57	1.89	0.47	0.53	4.53
<input type="checkbox"/>	King, A	1	1	100	6.5	1	100	1	100	650	7.43	742.9	-7.82	100	7.5	7.5	7.5	8.82	7.69	6.69	0.13	9.09	8.09	0.11	8.82
<input type="checkbox"/>	Mohammed, Ismail	1	0	0	-1	1	100	1	0	-100	-1	-100	0.95	100	6.5	0	6.5	7.31	0	0.18	0.15	0	0.16	0.14	0
<input type="checkbox"/>	Stoute, Sir Michael	3	2	66.67	11.25	2	66.67	3	66.67	375	13.03	434.38	-13.82	66.67	11	11	5.75	6.72	2.74	2.92	0.73	3.03	3.49	0.66	8.39
<input type="checkbox"/>	Suroor, Saeed Bin	5	0	0	-5	3	60	5	0	-100	-5	-100	4.75	60	21	0	11.4	12.75	0	0.62	0.55	0	0.57	0.51	0
<input type="checkbox"/>	Varian, Roger	2	0	0	-2	2	100	2	0	-100	-2	-100	1.9	100	10	0	6.88	8.63	0	0.45	0.37	0	0.38	0.32	0
<input type="checkbox"/>	Williams, Ian	1	0	0	-1	0	0	1	0	-100	-1	-100	0.95	0	41	0	41	48.1	0	0.02	0.02	0	0.02	0.02	0

Like at 5f it's Charlie Appleby who has provided him with the big majority of his winners.

However, he's also profitable when riding outside the Appleby stable with **- 8 winners from 41 runners 20% +39.25 A/E 1.23 18 placed 44%.**

Digging further into the stats.

Breakdown of Headgear

Headgear worn by the horse

To add in criteria, select as appropriate and press Go. Otherwise click any tab to continue with this system unchanged.

Add	Criteria	Bets	Wins	Win%	P/L(SP)	Places	Place%	Races	Race%	ROI(SP)	P/L(BF)	ROI(BF)	Lay(BF)	Pic% (BF)	MxOdd	MaxWINOdds	AvgOdd	AvgOddBF	A/E	chi	ExpWins	BF A/E	BF chi	BFExpWins	AvgBFWinOdd
<input type="checkbox"/>	Cheekpieces	13	3	23.08	-2.34	5	38.46	13	23.08	-18	-0.49	-3.77	-0.51	38.46	15.00	5.00	6.17	7.11	1.04	0.01	2.88	1.14	0.07	2.63	4.34
<input type="checkbox"/>	Blinkers	1	0	0	-1	0	0	1	0	-100	-1	-100	0.95	0	5.50	0.00	5.5	6.2	0	0.22	0.18	0	0.19	0.16	0
<input type="checkbox"/>	Visor	2	0	0	-2	1	50	2	0	-100	-2	-100	1.9	0	26.00	0.00	23.5	39.11	0	0.09	0.09	0	0.06	0.06	0
<input type="checkbox"/>	None	75	25	33.33	85.46	38	50.67	75	33.33	113.95	118.78	158.37	-130.16	50.67	41.00	41.00	8.02	10.05	1.62	7.38	15.48	1.77	10.23	14.16	8.11

Those of his rides not wearing headgear are worth noting.

Performance of System Based on Below Set Criteria.																							
Bets	Wins	Win%	P/L(SP)	Places	Place%	Races	Race%	ROI(SP)	P/L(BF)	ROI(BF)	Lay(BF)	Plc%(BF)	MxOdd	MaxWINOdds	AvgOdd	AvgOddBF	A/E	chi	ExpWins	BF A/E	BF chi	BFExpWins	AvgBFWinOdd
75	25	33.33	85.46	38	50.67	75	33.33	113.95	118.78	158.37	-130.16	50.67	41.00	41.00	8.02	10.05	1.62	7.38	15.48	1.77	10.23	14.16	8.11

You currently have 6 categories with specifications in your system.

Race Data - All of these categories specify only the types of races included.

Race Code **Flat**

Track **Newmarket (Rowley)**

Race Distance **Between 1m1f And 1m6f**

Date (Year) **2015 2016 2017 2018 2019 2020**

Horse Data - These categories specify the individual traits of each horse in THIS race.

Headgear **None**

Jockey Data - These categories specify characteristics for the jockey riding the analysed horse.

Jockey **Buick, William**

Breaking those stats down by year:

Performance of System Overall and By Year																								
	Bets	Wins	Win%	P/L(SP)	Places	Place%	Races	Race%	ROI(SP)	P/L(BF)	ROI(BF)	Lay(BF)	Plc%(BF)	MxOdd	MaxWINOdds	AvgOdd	AvgOddBF	A/E	chi	ExpWins	BF A/E	BF chi	BFExpWins	AvgBFWinOdd
ALL	75	25	33.33	85.46	38	50.67	75	33.33	113.95	118.78	158.37	-130.16	50.67	41.00	41.00	8.02	10.05	1.62	7.38	15.48	1.77	10.23	14.16	8.11
2020	8	3	37.5	2.6	4	50	8	37.5	32.5	2.85	35.59	-3.51	50	41.00	4.50	9.01	10.16	1.63	0.95	1.84	1.75	1.24	1.71	3.75
2019	10	2	20	0.38	5	50	10	20	3.8	1.23	12.34	-2.12	50	10.00	7.50	6.49	7.76	1.13	0.04	1.77	1.3	0.16	1.54	5.86
2018	12	4	33.33	-1.25	6	50	12	33.33	-10.42	-1.08	-9.03	0.32	50	21.00	3.50	6.8	9.67	1.26	0.3	3.17	1.35	0.49	2.96	2.82
2017	11	4	36.36	23.5	4	36.36	11	36.36	213.64	28.26	256.95	-30.47	36.36	26.00	13.00	9.14	11.72	2.47	4.1	1.62	2.74	5.1	1.45	10.28
2016	16	5	31.25	14.13	9	56.25	16	31.25	88.31	23.14	144.64	-25.49	56.25	34.00	15.00	9.21	11.34	1.53	1.15	3.27	1.66	1.62	3.01	8.19
2015	18	7	38.89	46.1	10	55.56	18	38.89	256.11	64.37	357.63	-68.89	55.56	41.00	41.00	7.5	9.38	1.84	3.39	3.81	2.01	4.41	3.48	12.33

A profit made in four of the last five seasons and he recently had three winners at the Guineas Meeting.

System 83: Back William Buick's Newmarket (Rowley) rides (No Headgear) in races between 1m 1f & 1m 6f.

Newbury

Another track that has been kind to the jockey is Newbury.

Performance of System Based on Below Set Criteria.																							
Bets	Wins	Win%	P/L(SP)	Places	Place%	Races	Race%	ROI(SP)	P/L(BF)	ROI(BF)	Lay(BF)	Plc%(BF)	MxOdd	MaxWINOdds	AvgOdd	AvgOddBF	A/E	chi	ExpWins	BF A/E	BF chi	BFExpWins	AvgBFWinOdd
93	21	22.58	32.75	36	38.71	93	22.58	35.22	75.05	80.7	-86.39	39.78	29.00	26.00	8.12	10.48	1.21	0.97	17.31	1.37	2.54	15.3	8.37

You currently have 4 categories with specifications in your system.

Race Data - All of these categories specify only the types of races included.

Race Code **Flat**

Track **Newbury**

Date (Year) **2015 2016 2017 2018 2019 2020**

Jockey Data - These categories specify characteristics for the jockey riding the analysed horse.

Jockey **Buick, William**

A near 23%-win strike rate, a good profit with his rides at the track and they have been performing 21% better than market expectations.

Let's look if there is any distance that the jockey excels at.

Breakdown of Race Distance

The distance over which the race was ran

To add in criteria, select as appropriate and press Go. Otherwise click any tab to continue with this system unchanged.

Min	Max	Criteria	Bets	Wins	Win%	P/L(SP)	Places	Place%	Races	Race%	ROI(SP)	P/L(BF)	ROI(BF)	Lay(BF)	Pic%(BF)	MxOdd	MaxWINOdds	AvgOdd	AvgOddBF	A/E	chi	ExpWins	BF A/E	BF chi	BFExpWins	AvgBFWinOdd
<input type="radio"/>	<input type="radio"/>	5f	4	2	50	2.96	3	75	4	50	74	3.18	79.44	-3.55	75	5.00	4.33	4.12	4.77	1.94	1.23	1.03	2.2	1.69	0.91	3.73
<input type="radio"/>	<input type="radio"/>	5f	22	4	18.18	-4.62	5	22.73	22	18.18	-21	-2.89	-13.12	1.19	27.27	21.00	6.00	7.27	8.42	1.06	0.01	3.79	1.22	0.18	3.29	4.98
<input type="radio"/>	<input type="radio"/>	6.5f	3	0	0	-3	2	66.67	3	0	-100	-3	-100	2.85	66.67	15.00	0.00	8.17	8.95	0	0.6	0.5	0	0.55	0.47	0
<input type="radio"/>	<input type="radio"/>	7f	14	2	14.29	13.73	7	50	14	14.29	98.07	40.01	285.8	-43.35	50	29.00	26.00	9.6	14.81	0.66	0.43	3.01	0.75	0.21	2.67	28.38
<input type="radio"/>	<input type="radio"/>	1m	21	7	33.33	30.33	11	52.38	21	33.33	144.43	42.48	202.27	-46.15	52.38	26.00	17.00	9.85	12.79	2.28	5.89	3.07	2.68	8.43	2.61	9.49
<input type="radio"/>	<input type="radio"/>	1m2f	15	3	20	-1.75	5	33.33	15	20	-11.67	-0.55	-3.68	-0.65	33.33	17.00	5.50	7.54	9.7	1.1	0.04	2.72	1.25	0.18	2.4	5.02
<input type="radio"/>	<input type="radio"/>	1m4f	9	2	22.22	-2.9	2	22.22	9	22.22	-32.22	-2.42	-26.9	1.83	22.22	26.00	4.00	8.16	10.26	1.04	0	1.93	1.14	0.04	1.76	3.41
<input type="radio"/>	<input type="radio"/>	1m5.5f	2	1	50	1	1	50	2	50	50	1.24	62.1	-1.41	50	6.50	3.00	4.75	5.64	2.08	0.74	0.48	2.33	0.96	0.43	3.36
<input type="radio"/>	<input type="radio"/>	2m	1	0	0	-1	0	0	1	0	-100	-1	-100	0.95	0	3.50	0.00	3.5	3.33	0	0.41	0.29	0	0.43	0.3	0
<input type="radio"/>	<input type="radio"/>	2m.5f	1	0	0	-1	0	0	1	0	-100	-1	-100	0.95	0	11.00	0.00	11	12	0	0.1	0.09	0	0.09	0.08	0
<input type="radio"/>	<input type="radio"/>	2m2f	1	0	0	-1	0	0	1	0	-100	-1	-100	0.95	0	2.50	0.00	2.5	2.62	0	0.67	0.4	0	0.61	0.38	0

Looking at trainers:

Breakdown of Trainer

The trainer of the horse

To add in criteria, select as appropriate and press Go. Otherwise click any tab to continue with this system unchanged.

Add	Criteria	Bets	Wins	Win%	P/L(SP)	Places	Place%	Races	Race%	ROI(SP)	P/L(BF)	ROI(BF)	Lay(BF)	Pic%(BF)	MxOdd	MaxWINOdds	AvgOdd	AvgOddBF	A/E	chi	ExpWins	BF A/E	BF chi	BFExpWins	AvgBFWinOdd
<input type="checkbox"/>	Appleby, Charlie	21	9	42.86	15.66	12	57.14	21	42.86	74.57	20.5	97.62	-22.81	61.9	9.00	9.00	3.92	4.49	1.4	1.46	6.45	1.53	2.27	5.9	4.8
<input type="checkbox"/>	Gooden, J H M	15	3	20	5.33	7	46.67	15	20	35.53	8.61	57.37	-10.29	46.67	17.00	11.00	7.92	10.09	1.24	0.17	2.41	1.44	0.47	2.08	8.23
<input type="checkbox"/>	Hills, Charles	12	3	25	-0.12	3	25	12	25	-1	0.86	7.18	-1.83	25	26.00	6.00	9.28	12.79	1.55	0.69	1.94	1.79	1.21	1.68	4.46
<input type="checkbox"/>	King, A	2	2	100	18	2	100	2	100	900	23.71	1165.6	-24.96	100	17.00	17.00	10	13.48	5.13	8.26	0.39	5.88	9.76	0.34	13.48
<input type="checkbox"/>	Meehan, B J	7	2	28.57	21.63	3	42.86	7	28.57	309	48.09	686.94	-51.13	42.86	26.00	26.00	11.88	17.87	2.06	1.27	0.97	2.5	2.03	0.8	28.94
<input type="checkbox"/>	Johnston, M	8	1	12.5	-2.5	1	12.5	8	12.5	-31.25	-1.87	-23.38	1.25	12.5	29.00	5.50	10.81	12.93	0.93	0.01	1.07	1	0	1	6.4
<input type="checkbox"/>	Fahey, R A	1	1	100	1.75	1	100	1	100	175	2.16	215.65	-2.27	100	2.75	2.75	2.75	3.27	2.78	1.78	0.36	3.23	2.23	0.31	3.27

Once again Charlie Appleby has provided him with most winners and most of his profit.

Looking at going.

Breakdown of Going

The official going description

To add in criteria, select as appropriate and press Go. Otherwise click any tab to continue with this system unchanged.

Add	Criteria	Bets	Wins	Win%	P/L(SP)	Places	Place%	Races	Race%	ROI(SP)	P/L(BF)	ROI(BF)	Lay(BF)	Pic%(BF)	MxOdd	MaxWINOdds	AvgOdd	AvgOddBF	A/E	chi	ExpWins	BF A/E	BF chi	BFExpWins	AvgBFWinOdd
<input type="checkbox"/>	Heavy	3	1	33.33	0	1	33.33	3	33.33	0	0.24	8.07	-0.46	33.33	29.00	3.00	12.67	16.65	1.89	0.51	0.53	2.08	0.67	0.48	3.36
<input type="checkbox"/>	Soft	22	3	13.64	-10.92	8	36.36	22	13.64	-49.64	-9.89	-44.95	8.46	36.36	26.00	4.33	7.24	8.92	0.69	0.51	4.33	0.78	0.23	3.85	4.2
<input type="checkbox"/>	Good To Soft	41	6	14.63	-2.52	12	29.27	41	14.63	-5.15	5.04	12.3	-8.9	29.27	26.00	17.00	8.95	11.58	0.89	0.1	6.74	1.03	0.01	5.8	8.03
<input type="checkbox"/>	Good	8	2	25	7	5	62.5	8	25	87.5	10.22	127.71	-11.37	62.5	17.00	11.00	9.44	12.16	1.82	0.85	1.1	2.13	1.35	0.94	9.54
<input type="checkbox"/>	Good To Firm	19	9	47.37	39.19	10	52.63	19	47.37	206.26	69.44	365.47	-74.12	57.89	26.00	26.00	6.08	8.22	1.95	5.52	4.61	2.13	6.92	4.23	10.29

His rides on going good to softer or worse are performing 18% below market expectations and you would have lost £13.44 to a £1 level stake.

Performance of System Based on Below Set Criteria.																									
Bets	Wins	Win%	P/L(SP)	Places	Place%	Races	Race%	ROI(SP)	P/L(BF)	ROI(BF)	Lay(BF)	Pic%(BF)	MxOdd	MaxWINOdds	AvgOdd	AvgOddBF	A/E	chi	ExpWins	BF A/E	BF chi	BFExpWins	AvgBFWinOdd		
27	11	40.74	46.19	15	55.56	27	40.74	171.07	79.66	295.02	-85.49	59.26	26.00	26.00	7.06	9.39	1.93	6.22	5.71	2.13	8.13	5.17	10.15		

You currently have 5 categories with specifications in your system.

Race Data - All of these categories specify only the types of races included.

<input checked="" type="checkbox"/>	Race Code	Flat
<input checked="" type="checkbox"/>	Track	Newbury
<input checked="" type="checkbox"/>	Going	Good Good To Firm
<input checked="" type="checkbox"/>	Date (Year)	2015 2016 2017 2018 2019 2020

Jockey Data - These categories specify characteristics for the jockey riding the analysed horse.

<input checked="" type="checkbox"/>	Jockey	Buick, William
-------------------------------------	--------	----------------

Rather than focus on distance I would be most interested in his rides on good or good to firm ground.

System 82: Back William Buick's rides at Newbury on good or good to firm going only.

Jim Crowley

The second jockey I'm looking at is Jim Crowley.

This is his overall record on both flat & all weather.

Performance of System Based on Below Set Criteria.																							
Bets	Wins	Win%	P/L(SP)	Places	Place%	Races	Race%	ROI(SP)	P/L(BF)	ROI(BF)	Lay(BF)	Pic%(BF)	MxOdd	MaxWINOdds	AvgOdd	AvgOddBF	A/E	chi	ExpWins	BF A/E	BF chi	BFExpWins	AvgBFWinOdd
4051	729	18	-308.89	1555	38.39	4051	18	-7.63	321.93	7.95	-679.82	40.02	151.00	51.00	10.2	15.5	0.98	0.42	745.07	1.1	7.73	663.53	6.28

You currently have 3 categories with specifications in your system.

Race Data - All of these categories specify only the types of races included.

Race Code **Flat All Weather**

Date (Year) **2015 2016 2017 2018 2019 2020**

Jockey Data - These categories specify characteristics for the jockey riding the analysed horse.

Jockey **Crowley, Jim**

Breaking his results down by track:

Breakdown of Track

The track the race was competed at

To add in criteria, select as appropriate and press Go. Otherwise click any tab to continue with this system unchanged.

Add	Criteria	Bets	Wins	Win%	P/L(SP)	Places	Place%	Races	Race%	ROI(SP)	P/L(BF)	ROI(BF)	Lay(BF)	Pic%(BF)	MxOdd	MaxWINOdds	AvgOdd	AvgOddBF	A/E	chi	ExpWins	BF A/E	BF chi	BFExpWins	AvgBFWinOdd
<input type="checkbox"/>	Lingfield	420	93	22.14	-10.1	192	45.71	420	22.14	-2.4	68.2	16.24	-105.35	47.62	67.00	34.00	8.2	11.61	1.07	0.55	86.83	1.21	4.04	77.05	5.52
<input type="checkbox"/>	Kempton	554	89	16.07	-120.28	200	36.1	554	16.07	-21.71	-64.94	-11.72	20.63	37.43	101.00	17.00	11.26	18.45	0.94	0.42	94.71	1.06	0.4	83.7	5.73
<input type="checkbox"/>	Chelmsford City	317	74	23.34	33.42	146	46.06	317	23.34	10.54	84.57	26.68	-113.96	47.15	51.00	21.00	7.14	10.71	1.02	0.05	72.26	1.15	1.71	64.61	5.69
<input type="checkbox"/>	Goodwood	242	37	15.29	-68.62	85	35.12	242	15.29	-28.36	-49.87	-20.61	31.46	36.78	101.00	21.00	11.59	17.71	0.96	0.09	38.72	1.08	0.28	34.12	5.54
<input type="checkbox"/>	Brighton	141	35	24.82	-0.66	53	37.59	141	24.82	-0.47	11.92	8.46	-23.43	39.01	34.00	13.00	7.07	8.7	1.11	0.49	31.54	1.23	1.86	28.49	4.55
<input type="checkbox"/>	Nottingham	101	35	34.65	82.64	55	54.46	101	34.65	81.82	109.39	108.31	-121.92	54.46	67.00	21.00	7.35	9.77	1.54	8.56	22.72	1.7	12.67	20.59	6.27
<input type="checkbox"/>	Newbury	252	34	13.49	9.85	85	33.73	252	13.49	3.91	89.31	35.44	-116.38	35.32	101.00	51.00	12.1	17.4	0.94	0.18	36.34	1.07	0.19	31.73	10.53
<input type="checkbox"/>	Newmarket (Rowley)	246	31	12.6	-49.02	76	30.89	246	12.6	-19.93	-23.08	-9.38	2.23	34.15	151.00	41.00	13.34	22.41	0.84	1.06	36.76	0.95	0.1	32.64	7.52
<input type="checkbox"/>	Wolverhampton	115	28	24.35	-7.78	61	53.04	115	24.35	-6.77	-5.27	-4.58	-3.38	53.04	67.00	15.00	7.54	12.2	0.9	0.41	31.06	0.99	0.01	28.36	4.23
<input type="checkbox"/>	Sandown	197	26	13.2	-22.13	64	32.49	197	13.2	-11.23	16.7	8.48	-35.13	33.5	67.00	26.00	10.9	15.19	0.83	1.02	31.18	0.94	0.1	27.56	8.6
<input type="checkbox"/>	Leicester	127	25	19.69	19.51	51	40.16	127	19.69	15.36	35.9	28.27	-48.26	41.73	101.00	17.00	10.63	17.36	1.15	0.62	21.65	1.31	2.14	19.11	6.81
<input type="checkbox"/>	Newmarket (July)	118	22	18.64	-15.26	35	29.66	118	18.64	-12.93	-11.46	-9.71	2.21	31.36	67.00	9.00	10.43	16.13	1.12	0.33	19.68	1.26	1.41	17.43	5.05
<input type="checkbox"/>	Haydock	94	21	22.34	8.13	41	43.62	94	22.34	8.65	13.84	14.72	-22.06	46.81	34.00	15.00	7.64	10.06	1.1	0.25	19.04	1.22	0.99	17.26	5.35
<input type="checkbox"/>	Windsor	127	21	16.54	-27.41	48	37.8	127	16.54	-21.58	-18.02	-14.19	8.09	40.94	51.00	12.00	10.92	15.55	0.97	0.03	21.71	1.09	0.2	19.19	5.41
<input type="checkbox"/>	Salisbury	155	20	12.9	-42.7	61	39.35	155	12.9	-27.55	-31.45	-20.29	19.25	41.94	67.00	17.00	9.32	13.95	0.67	4.15	30.02	0.74	2.12	26.86	6.45
<input type="checkbox"/>	Doncaster	114	19	16.67	-29.2	46	40.35	114	16.67	-25.61	-19.96	-17.51	11.26	44.74	81.00	21.00	10.36	15.77	0.9	0.28	21.19	1	0	19.08	5.16
<input type="checkbox"/>	Yarmouth	83	17	20.48	-15.78	30	36.14	83	20.48	-19.01	-8.34	-10.05	2.01	36.14	29.00	9.00	6.7	8.48	0.87	0.46	19.62	0.95	0.06	17.89	4.57
<input type="checkbox"/>	Newcastle	43	16	37.21	13.52	23	53.49	43	37.21	31.44	17.01	39.57	-20.68	53.49	41.00	15.00	7.46	9.06	1.34	1.87	11.98	1.44	2.94	11.08	3.9
<input type="checkbox"/>	York	114	15	13.16	36.5	34	29.82	114	13.16	32.02	128.7	112.89	-145.63	30.7	67.00	41.00	13.3	20.46	1	0	14.96	1.15	0.34	13.01	16.98
<input type="checkbox"/>	Ascot	215	14	6.51	-79.25	55	25.58	215	6.51	-36.86	-38.28	-17.81	19.67	25.58	81.00	34.00	16.37	28.06	0.59	4.45	23.69	0.7	2.03	20.08	13.23
<input type="checkbox"/>	Epsom	73	12	16.44	-12.09	25	34.25	73	16.44	-16.56	-4.17	-5.71	-1.87	35.62	41.00	17.00	9.51	12.8	0.94	0.06	12.78	1.06	0.05	11.33	5.99
<input type="checkbox"/>	Bath	45	12	26.67	-1.95	22	48.89	45	26.67	-4.33	5.18	11.51	-8.84	52.27	26.00	10.00	5.76	7.08	1.05	0.04	11.39	1.16	0.34	10.35	4.35
<input type="checkbox"/>	Chepstow	36	9	25	28.65	16	44.44	36	25	79.58	46.3	128.62	-51.51	47.22	81.00	26.00	9.77	14.97	1.11	0.14	8.08	1.23	0.48	7.32	9.57
<input type="checkbox"/>	Ripon	13	6	46.15	2.7	11	84.62	13	46.15	20.77	2.89	22.23	-3.76	84.62	12.00	4.50	4.27	4.91	1.45	1.23	4.14	1.54	1.63	3.89	2.74

I will begin by looking at his record at the track where he's had most of his winners:

Lingfield

Performance of System Based on Below Set Criteria.																							
Bets	Wins	Win%	P/L(SP)	Places	Place%	Races	Race%	ROI(SP)	P/L(BF)	ROI(BF)	Lay(BF)	Pic% (BF)	MxOdd	MaxWINOdds	AvgOdd	AvgOddBF	A/E	chi	ExpWins	BF A/E	BF chi	BFExpWins	AvgBFWinOdd
420	93	22.14	-10.1	192	45.71	420	22.14	-2.4	68.2	16.24	-105.35	47.62	67.00	34.00	8.2	11.61	1.07	0.55	86.83	1.21	4.04	77.05	5.52

You currently have 4 categories with specifications in your system.

Race Data - All of these categories specify only the types of races included.

Race Code: Flat All Weather

Track: Lingfield

Date (Year): 2015 2016 2017 2018 2019 2020

Jockey Data - These categories specify characteristics for the jockey riding the analysed horse.

Jockey: Crowley, Jim

Breakdown of Race Code

The code of racing

To add in criteria, select as appropriate and press Go. Otherwise click any tab to continue with this system unchanged.

Add	Criteria	Bets	Wins	Win%	P/L(SP)	Places	Place%	Races	Race%	ROI(SP)	P/L(BF)	ROI(BF)	Lay(BF)	Pic% (BF)	MxOdd	MaxWINOdds	AvgOdd	AvgOddBF	A/E	chi	ExpWins	BF A/E	BF chi	BFExpWins	AvgBFWinOdd
<input type="checkbox"/>	Flat	81	23	28.4	3.03	44	54.32	81	28.4	3.74	12.61	15.57	-19.23	58.02	34.00	9.00	6.93	8.92	1.24	1.39	18.54	1.4	3.26	16.46	4.23
<input type="checkbox"/>	All Weather	339	70	20.65	-13.13	148	43.66	339	20.65	-3.87	55.59	16.4	-86.12	45.13	67.00	34.00	8.5	12.26	1.03	0.05	68.29	1.16	1.78	60.59	5.94

Looking at his flat rides by distance:

Breakdown of Race Distance

The distance over which the race was ran

To add in criteria, select as appropriate and press Go. Otherwise click any tab to continue with this system unchanged.

Min	Max	Criteria	Bets	Wins	Win%	P/L(SP)	Places	Place%	Races	Race%	ROI(SP)	P/L(BF)	ROI(BF)	Lay(BF)	Pic% (BF)	MxOdd	MaxWINOdds	AvgOdd	AvgOddBF	A/E	chi	ExpWins	BF A/E	BF chi	BFExpWins	AvgBFWinOdd
<input type="radio"/>	<input type="radio"/>	5f	8	0	0	-8	2	25	8	0	-100	-8	-100	7.6	25	15.00	0.00	5.83	7.8	0	2.41	1.85	0	2.09	1.66	0
<input type="radio"/>	<input type="radio"/>	6f	23	6	26.09	6.08	10	43.48	23	26.09	26.43	10.39	45.17	-12.68	47.83	34.00	9.00	8.88	11.44	1.45	1.03	4.13	1.69	2.02	3.54	5.81
<input type="radio"/>	<input type="radio"/>	7f	17	9	52.94	12.68	13	76.47	17	52.94	74.59	16.06	94.49	-17.73	76.47	11.00	7.00	4.55	5.65	1.81	4.59	4.98	2.02	6.3	4.45	3.81
<input type="radio"/>	<input type="radio"/>	7.5f	14	4	28.57	-5.23	8	57.14	14	28.57	-37.36	-4.96	-35.4	4.19	57.14	15.00	3.00	7.47	9.2	1.2	0.17	3.34	1.32	0.4	3.03	2.33
<input type="radio"/>	<input type="radio"/>	1m1f	3	0	0	-3	1	33.33	3	0	-100	-3	-100	2.85	33.33	34.00	0.00	15.5	25.15	0	0.4	0.35	0	0.35	0.31	0
<input type="radio"/>	<input type="radio"/>	1m2f	4	1	25	1.5	2	50	4	25	37.5	1.23	30.69	-1.6	100	7.00	5.50	5	5.58	1.16	0.03	0.86	1.27	0.07	0.79	5.45
<input type="radio"/>	<input type="radio"/>	1m3.5f	9	3	33.33	2	6	66.67	9	33.33	22.22	3.89	43.22	-4.71	66.67	11.00	4.00	5.63	6.78	1.42	0.48	2.12	1.61	0.88	1.86	4.47
<input type="radio"/>	<input type="radio"/>	1m6f	2	0	0	-2	1	50	2	0	-100	-2	-100	1.9	50	5.50	0.00	4.75	5.5	0	0.55	0.43	0	0.47	0.38	0
<input type="radio"/>	<input type="radio"/>	2m	1	0	0	-1	1	100	1	0	-100	-1	-100	0.95	100	2.10	0.00	2.1	2.27	0	0.92	0.48	0	0.79	0.44	0

All of his profit at Lingfield on the turf has come from his rides over 6f to 7 1/2 f.

Performance of System Based on Below Set Criteria.																							
Bets	Wins	Win%	P/L(SP)	Places	Place%	Races	Race%	ROI(SP)	P/L(BF)	ROI(BF)	Lay(BF)	Pic% (BF)	MxOdd	MaxWINOdds	AvgOdd	AvgOddBF	A/E	chi	ExpWins	BF A/E	BF chi	BFExpWins	AvgBFWinOdd
40	15	37.5	18.76	23	57.5	40	37.5	46.9	26.45	66.13	-30.41	60	34.00	9.00	7.04	8.98	1.65	4.93	9.11	1.88	7.69	7.99	4.61

You currently have 5 categories with specifications in your system.

Race Data - All of these categories specify only the types of races included.

Race Code: Flat

Track: Lingfield

Race Distance: Between 6f And 7f

Date (Year): 2015 2016 2017 2018 2019 2020

Jockey Data - These categories specify characteristics for the jockey riding the analysed horse.

Jockey: Crowley, Jim

System 81: Back Jim Crowley riding at Lingfield (Turf) in races between 6f & 7 1/2f.

Turning to the all-weather track and looking at race distance.

Breakdown of Race Distance

The distance over which the race was ran

To add in criteria, select as appropriate and press Go. Otherwise click any tab to continue with this system unchanged.

Min	Max	Criteria	Bets	Wins	Win%	P/L(SP)	Places	Place%	Races	Race%	ROI(SP)	P/L(BF)	ROI(BF)	Lay(BF)	Pic%(BF)	MxOdd	MaxWINOdds	AvgOdd	AvgOddBF	A/E	chi	ExpWins	BF A/E	BF chi	BFExpWins	AvgBFWinOdd
<input type="radio"/>	<input type="radio"/>	5f	18	2	11.11	-11.09	7	38.89	18	11.11	-61.61	-11.05	-61.39	9.99	38.89	15.00	9.00	6.63	8.14	0.48	1.49	4.19	0.52	1.11	3.83	5.76
<input type="radio"/>	<input type="radio"/>	6f	43	7	16.28	-11.75	19	44.19	43	16.28	-27.33	-8.63	-20.07	5.39	48.84	26.00	7.00	7	8.67	0.75	0.74	9.33	0.84	0.26	8.33	5.12
<input type="radio"/>	<input type="radio"/>	7f	72	12	16.67	-31.63	26	36.11	72	16.67	-43.93	-28.47	-39.54	23.81	36.11	34.00	6.00	9.59	14.15	0.88	0.25	13.65	0.99	0	12.13	3.77
<input type="radio"/>	<input type="radio"/>	1m	92	28	30.43	23.72	42	45.65	92	30.43	25.78	40.75	44.29	-49.46	47.83	51.00	11.00	8.54	13.69	1.41	4.25	19.86	1.59	7.65	17.57	4.94
<input type="radio"/>	<input type="radio"/>	1m2f	50	9	18	30.75	19	38	50	18	61.5	70.92	141.84	-78.86	38	34.00	34.00	9.94	14.16	1.11	0.11	8.12	1.29	0.68	6.98	14.09
<input type="radio"/>	<input type="radio"/>	1m4f	38	3	7.89	-26.37	19	50	38	7.89	-69.39	-25.49	-67.08	23.24	50	67.00	6.00	8.09	10.55	0.4	3.27	7.42	0.46	2.36	6.58	4.34
<input type="radio"/>	<input type="radio"/>	1m5f	6	1	16.67	-1.5	4	66.67	6	16.67	-25	-1.3	-21.58	0.85	66.67	34.00	4.50	11.54	20.04	1.08	0.01	0.93	1.25	0.06	0.8	4.9
<input type="radio"/>	<input type="radio"/>	1m7.5f	10	4	40	2.83	6	60	10	40	28.3	4.49	44.88	-5.34	70	15.00	6.00	6.18	7.16	1.68	1.45	2.38	1.85	2	2.16	3.75
<input type="radio"/>	<input type="radio"/>	2m	10	4	40	11.91	6	60	10	40	119.1	14.37	143.68	-15.74	60	8.00	8.00	5.03	5.6	1.66	1.38	2.41	1.81	1.86	2.21	6.36

Unlike on the grass, he's had a better record in races over 1m+ on the all-weather.

His rides between 5f & 7f have performed 23% below market expectations and if you backed all his rides over those distances you would have lost £54.47 to a £1 level stake.

Looking in more detail.

Breakdown of Race Distance

The distance over which the race was ran

To add in criteria, select as appropriate and press Go. Otherwise click any tab to continue with this system unchanged.

Min	Max	Criteria	Bets	Wins	Win%	P/L(SP)	Places	Place%	Races	Race%	ROI(SP)	P/L(BF)	ROI(BF)	Lay(BF)	Pic%(BF)	MxOdd	MaxWINOdds	AvgOdd	AvgOddBF	A/E	chi	ExpWins	BF A/E	BF chi	BFExpWins	AvgBFWinOdd
<input type="radio"/>	<input type="radio"/>	1m	92	28	30.43	23.72	42	45.65	92	30.43	25.78	40.75	44.29	-49.46	47.83	51.00	11.00	8.54	13.69	1.41	4.25	19.86	1.59	7.65	17.57	4.94
<input type="radio"/>	<input type="radio"/>	1m2f	50	9	18	30.75	19	38	50	18	61.5	70.92	141.84	-78.86	38	34.00	34.00	9.94	14.16	1.11	0.11	8.12	1.29	0.68	6.98	14.09
<input type="radio"/>	<input type="radio"/>	1m4f	38	3	7.89	-26.37	19	50	38	7.89	-69.39	-25.49	-67.08	23.24	50	67.00	6.00	8.09	10.55	0.4	3.27	7.42	0.46	2.36	6.58	4.34
<input type="radio"/>	<input type="radio"/>	1m5f	6	1	16.67	-1.5	4	66.67	6	16.67	-25	-1.3	-21.58	0.85	66.67	34.00	4.50	11.54	20.04	1.08	0.01	0.93	1.25	0.06	0.8	4.9
<input type="radio"/>	<input type="radio"/>	1m7.5f	10	4	40	2.83	6	60	10	40	28.3	4.49	44.88	-5.34	70	15.00	6.00	6.18	7.16	1.68	1.45	2.38	1.85	2	2.16	3.75
<input type="radio"/>	<input type="radio"/>	2m	10	4	40	11.91	6	60	10	40	119.1	14.37	143.68	-15.74	60	8.00	8.00	5.03	5.6	1.66	1.38	2.41	1.81	1.86	2.21	6.36

And breaking those results down by horse's age:

Breakdown of Horse Age

The age of the horse

To add in criteria, select as appropriate and press Go. Otherwise click any tab to continue with this system unchanged.

Min	Max	Criteria	Bets	Wins	Win%	P/L(SP)	Places	Place%	Races	Race%	ROI(SP)	P/L(BF)	ROI(BF)	Lay(BF)	Pic%(BF)	MxOdd	MaxWINOdds	AvgOdd	AvgOddBF	A/E	chi	ExpWins	BF A/E	BF chi	BFExpWins	AvgBFWinOdd
<input type="radio"/>	<input type="radio"/>	2	14	4	28.57	6.8	7	50	14	28.57	48.57	9.97	71.21	-11.52	50	51.00	8.00	11.12	21.1	1.32	0.4	3.03	1.47	0.75	2.72	6.26
<input type="radio"/>	<input type="radio"/>	3	76	25	32.89	68.98	43	56.58	76	32.89	90.76	121.14	159.39	-132.75	56.58	67.00	34.00	8.22	12.74	1.51	5.42	16.61	1.72	9.35	14.52	8.25
<input type="radio"/>	<input type="radio"/>	4	47	10	21.28	-7.19	16	34.04	47	21.28	-15.3	-3.3	-7.03	-0.32	34.04	34.00	8.00	8.06	10.8	1.01	0	9.92	1.12	0.17	8.9	4.55
<input type="radio"/>	<input type="radio"/>	5	22	2	9.09	-15.3	7	31.82	22	9.09	-69.55	-14.99	-68.15	13.73	36.36	34.00	4.50	7.65	11.37	0.48	1.42	4.2	0.55	0.9	3.66	3.64
<input type="radio"/>	<input type="radio"/>	6	16	3	18.75	-0.75	8	50	16	18.75	-4.69	1	6.27	-2.39	56.25	21.00	6.50	11.02	14.31	1.43	0.44	2.1	1.65	0.86	1.82	5.91
<input type="radio"/>	<input type="radio"/>	7	15	4	26.67	-1.2	10	66.67	15	26.67	-8	-0.71	-4.74	-0.38	66.67	21.00	6.00	7.92	9.72	1.39	0.54	2.88	1.54	0.91	2.6	3.71
<input type="radio"/>	<input type="radio"/>	8	13	0	0	-13	4	30.77	13	0	-100	-13	-100	12.35	30.77	17.00	0.00	7.54	9.57	0	2.49	2.09	0	2.14	1.84	0
<input type="radio"/>	<input type="radio"/>	9	1	0	0	-1	0	0	1	0	-100	-1	-100	0.95	0	34.00	0.00	34	77.85	0	0.03	0.03	0	0.01	0.01	0
<input type="radio"/>	<input type="radio"/>	10	2	1	50	4	1	50	2	50	200	4.63	231.68	-4.98	100	11.00	6.00	8.5	9.03	3.85	2.42	0.26	4.35	2.91	0.23	6.93

So, let's concentrate on his rides on horses aged two to three and racing between 1m to 1m 2f.

Performance of System Based on Below Set Criteria.																							
Bets	Wins	Win%	P/L(SP)	Places	Place%	Races	Race%	ROI(SP)	P/L(BF)	ROI(BF)	Lay(BF)	Pic%(BF)	MxOdd	MaxWINOdds	AvgOdd	AvgOddBF	A/E	chi	ExpWins	BF A/E	BF chi	BFExpWins	AvgBFWinOdd
70	25	35.71	77.12	38	54.29	70	35.71	110.17	130.61	186.58	-142.1	54.29	51.00	34.00	8.52	14.43	1.61	7.5	15.49	1.84	11.86	13.6	8.39

You currently have 6 categories with specifications in your system.

Race Data - All of these categories specify only the types of races included.

<input checked="" type="checkbox"/>	<input type="checkbox"/>	Race Code	All Weather
<input checked="" type="checkbox"/>	<input type="checkbox"/>	Track	Lingfield
<input checked="" type="checkbox"/>	<input type="checkbox"/>	Race Distance	Between 1m And 1m2f
<input checked="" type="checkbox"/>	<input type="checkbox"/>	Date (Year)	2015 2016 2017 2018 2019 2020

Horse Data - These categories specify the individual traits of each horse in THIS race.

<input checked="" type="checkbox"/>	<input type="checkbox"/>	Horse Age	Between 2 And 3
-------------------------------------	--------------------------	-----------	-----------------

Jockey Data - These categories specify characteristics for the jockey riding the analysed horse.

<input checked="" type="checkbox"/>	<input type="checkbox"/>	Jockey	Crowley, Jim
-------------------------------------	--------------------------	--------	--------------

Breaking those results by year.

Performance of System Overall and By Year																								
Bets	Wins	Win%	P/L(SP)	Places	Place%	Races	Race%	ROI(SP)	P/L(BF)	ROI(BF)	Lay(BF)	Pic%(BF)	MxOdd	MaxWINOdds	AvgOdd	AvgOddBF	A/E	chi	ExpWins	BF A/E	BF chi	BFExpWins	AvgBFWinOdd	
ALL	70	25	35.71	77.12	38	54.29	70	35.71	110.17	130.61	186.58	-142.1	54.29	51.00	34.00	8.52	14.43	1.61	7.5	15.49	1.84	11.86	13.6	8.39
2020	1	0	0	-1	0	0	1	0	-100	-1	-100	0.95	0	21.00	0.00	21	30.22	0	0.05	0.05	0	0.03	0.03	0
2019	7	3	42.86	2.56	6	85.71	7	42.86	36.57	2.88	41.11	-3.44	85.71	17.00	4.33	6.62	9.42	1.76	1.31	1.7	2.03	1.98	1.48	3.41
2018	11	5	45.45	12.5	8	72.73	11	45.45	113.64	15.77	143.4	-17.22	72.73	9.00	6.50	4.77	6.01	1.71	2.02	2.92	1.98	3.17	2.52	5.58
2017	11	3	27.27	1.88	5	45.45	11	27.27	17.09	3.15	28.66	-4.14	45.45	13.00	8.00	6.32	8.08	1.28	0.24	2.34	1.49	0.6	2.01	4.91
2016	14	5	35.71	5.21	7	50	14	35.71	37.21	6.67	47.61	-7.94	50	15.00	8.00	6.13	8.35	1.35	0.62	3.7	1.5	1.1	3.33	4.3
2015	26	9	34.62	55.97	12	46.15	26	34.62	215.27	103.14	396.68	-110.31	46.15	51.00	34.00	12.35	24.7	1.88	4.66	4.78	2.13	6.42	4.23	15.05

A near 36%-win strike rate and excellent profit to Industry SP an even better one to Betfair SP and a profit made for the last five years. Granted not many bets during a year but not much damage done to the betting bank should the jockey have a poor year either.

System 80: Back Jim Crowley riding at Lingfield (All-Weather) horses aged 2 or 3 in races between 1m & 1m2f.

The other two tracks that the jockey's record looks worthy of further inspection are Chelmsford & Nottingham.

Chelmsford

Starting with Chelmsford and breaking his rides down by distance.

Breakdown of Race Distance

The distance over which the race was ran

To add in criteria, select as appropriate and press Go. Otherwise click any tab to continue with this system unchanged.

Min	Max	Criteria	Bets	Wins	Win%	P/L(SP)	Places	Place%	Races	Race%	ROI(SP)	P/L(BF)	ROI(BF)	Lay(BF)	Pic%(BF)	MxOdd	MaxWINOdds	AvgOdd	AvgOddBF	A/E	chi	ExpWins	BF A/E	BF chi	BFExpWins	AvgBFWinOdd
<input type="radio"/>	<input type="radio"/>	5f	27	2	7.41	-21.67	9	33.33	27	7.41	-80.26	-21.18	-78.45	19.73	40.74	26.00	4.00	7.41	9.42	0.36	2.8	5.5	0.41	2.06	4.87	3.01
<input type="radio"/>	<input type="radio"/>	6f	55	12	21.82	13.82	26	47.27	55	21.82	25.13	23.95	43.54	-29.62	47.27	34.00	9.00	7.31	9.91	1.05	0.03	11.47	1.19	0.45	10.08	6.87
<input type="radio"/>	<input type="radio"/>	7f	52	6	11.54	-34.16	23	44.23	52	11.54	-65.69	-33.69	-64.78	30.74	44.23	51.00	5.00	7.35	15.16	0.48	4.43	12.48	0.53	3.16	11.28	3.16
<input type="radio"/>	<input type="radio"/>	1m	93	26	27.96	26.49	45	48.39	93	27.96	28.48	39	41.94	-47.93	47.83	51.00	17.00	7.49	11.26	1.25	1.64	20.85	1.41	3.87	18.44	5.37
<input type="radio"/>	<input type="radio"/>	1m1f	1	0	0	-1	0	0	1	0	-100	-1	-100	0.95	0	3.75	0.00	3.75	3.9	0	0.37	0.27	0	0.35	0.26	0
<input type="radio"/>	<input type="radio"/>	1m2f	52	17	32.69	44.24	27	51.92	52	32.69	85.08	66.5	127.88	-73.59	53.85	29.00	21.00	7.52	10.05	1.48	3.39	11.49	1.66	5.52	10.26	7.28
<input type="radio"/>	<input type="radio"/>	1m5.5f	12	4	33.33	7.1	6	50	12	33.33	59.17	11.62	96.81	-13.05	50	17.00	9.00	5.72	8.54	1.32	0.42	3.03	1.44	0.71	2.77	6.16
<input type="radio"/>	<input type="radio"/>	1m6f	11	1	9.09	-7	1	9.09	11	9.09	-63.64	-6.58	-59.82	5.9	18.18	13.00	4.00	5.91	6.84	0.43	0.93	2.3	0.49	0.64	2.03	4.6
<input type="radio"/>	<input type="radio"/>	2m	14	6	42.86	5.6	9	64.29	14	42.86	40	5.96	42.54	-7.09	64.29	8.00	8.00	3.78	4.02	1.23	0.4	4.87	1.3	0.62	4.62	3.45

Like at Lingfield it looks best to concentrate on those of his runners racing at distances between 1m & 2m.

Performance of System Based on Below Set Criteria.																											
Bets	Wins	Win%	P/L(SP)	Places	Place%	Races	Rate%	ROI(SP)	P/L(BF)	ROI(BF)	Lay(BF)	Pic%(BF)	MxOdd	MaxWINOdds	AvgOdd	AvgOddBF	A/E	chi	ExpWins	BF A/E	BF chi	BFExpWins	AvgBFWinOdd				
183	54	29.51	75.43	88	48.09	183	29.51	41.22	115.49	63.11	-134.81	48.9	51.00	21.00	6.98	9.88	1.26	3.82	42.81	1.41	8.04	38.38	5.8				

You currently have 5 categories with specifications in your system.

Race Data - All of these categories specify only the types of races included.

<input checked="" type="checkbox"/>	Race Code	All Weather
<input checked="" type="checkbox"/>	Track	Chelmsford City
<input checked="" type="checkbox"/>	Race Distance	Between 1m And 2m
<input checked="" type="checkbox"/>	Date (Year)	2015 2016 2017 2018 2019 2020

Jockey Data - These categories specify characteristics for the jockey riding the analysed horse.

<input checked="" type="checkbox"/>	Jockey	Crowley, Jim
-------------------------------------	--------	--------------

Digging further by race class.

Breakdown of Race Class

The class of race (UK Only)

To add in criteria, select as appropriate and press Go. Otherwise click any tab to continue with this system unchanged.

Add	Criteria	Bets	Wins	Win%	P/L(SP)	Places	Place%	Races	Rate%	ROI(SP)	P/L(BF)	ROI(BF)	Lay(BF)	Pic%(BF)	MxOdd	MaxWINOdds	AvgOdd	AvgOddBF	A/E	chi	ExpWins	BF A/E	BF chi	BFExpWins	AvgBFWinOdd
<input type="checkbox"/>	Class 2	12	4	33.33	18	6	50	12	33.33	150	22.36	186.35	-24.36	50	34.00	17.00	10.03	13.86	1.89	2.02	2.12	2.14	2.87	1.87	8.99
<input type="checkbox"/>	Class 3	17	5	29.41	18.88	8	47.06	17	29.41	111.06	30.13	177.25	-32.95	43.75	21.00	21.00	6.46	8.82	1.2	0.21	4.18	1.3	0.45	3.84	9.87
<input type="checkbox"/>	Class 4	55	18	32.73	21.12	26	47.27	55	32.73	38.4	30.59	55.62	-36	47.27	51.00	13.00	7.82	12.6	1.43	3.03	12.58	1.59	5.02	11.29	5.06
<input type="checkbox"/>	Class 5	58	16	27.59	20.83	31	53.45	58	27.59	35.91	32.54	56.1	-38.56	55.17	29.00	13.00	6.5	8.69	1.16	0.47	13.78	1.31	1.46	12.24	5.9
<input type="checkbox"/>	Class 6	41	11	26.83	-3.4	17	41.46	41	26.83	-8.29	-0.13	-2.94	43.9	21.00	7.00	5.88	7.17	1.08	0.09	10.15	1.2	0.49	9.14	3.86	

Concentrating on those of his rides in Class 2 to Class 5 gives the following results:

Performance of System Based on Below Set Criteria.																											
Bets	Wins	Win%	P/L(SP)	Places	Place%	Races	Rate%	ROI(SP)	P/L(BF)	ROI(BF)	Lay(BF)	Pic%(BF)	MxOdd	MaxWINOdds	AvgOdd	AvgOddBF	A/E	chi	ExpWins	BF A/E	BF chi	BFExpWins	AvgBFWinOdd				
142	43	30.28	78.83	71	50	142	30.28	55.51	115.62	81.43	-131.87	50.35	51.00	21.00	7.3	10.66	1.32	4.25	32.66	1.47	8.15	29.24	6.3				

You currently have 6 categories with specifications in your system.

Race Data - All of these categories specify only the types of races included.

<input checked="" type="checkbox"/>	Race Code	All Weather
<input checked="" type="checkbox"/>	Track	Chelmsford City
<input checked="" type="checkbox"/>	Race Distance	Between 1m And 2m
<input checked="" type="checkbox"/>	Race Class	Class 2 Class 3 Class 4 Class 5
<input checked="" type="checkbox"/>	Date (Year)	2015 2016 2017 2018 2019 2020

Jockey Data - These categories specify characteristics for the jockey riding the analysed horse.

<input checked="" type="checkbox"/>	Jockey	Crowley, Jim
-------------------------------------	--------	--------------

Breaking those results down further by year:

Performance of System Overall and By Year																											
Bets	Wins	Win%	P/L(SP)	Places	Place%	Races	Rate%	ROI(SP)	P/L(BF)	ROI(BF)	Lay(BF)	Pic%(BF)	MxOdd	MaxWINOdds	AvgOdd	AvgOddBF	A/E	chi	ExpWins	BF A/E	BF chi	BFExpWins	AvgBFWinOdd				
ALL	142	43	30.28	78.83	71	50	142	30.28	55.51	115.62	81.43	-131.87	50.35	51.00	21.00	7.3	10.66	1.32	4.25	32.66	1.47	8.15	29.24	6.3			
2019	21	8	38.1	6.98	8	38.1	21	38.1	33.24	9.76	46.49	-11.61	35	21.00	6.00	6.52	8.25	1.6	2.38	4.99	1.79	3.54	4.47	4			
2018	24	6	25	12	12	50	24	25	50	15.84	66	-18.52	50	34.00	17.00	9.05	12.92	1.31	0.54	4.59	1.5	1.19	4.01	6.94			
2017	30	7	23.33	-9.33	12	40	30	23.33	-31.1	-8.61	-28.69	6.7	43.33	51.00	6.00	6.24	11.65	0.84	0.3	8.35	0.9	0.11	7.8	3.45			
2016	43	15	34.88	43.48	24	55.81	43	34.88	101.12	57.4	133.48	-63.29	55.81	29.00	13.00	7.15	9.46	1.55	3.81	9.66	1.78	6.34	8.44	6.99			
2015	24	7	29.17	25.7	15	62.5	24	29.17	107.08	41.24	171.81	-45.15	62.5	21.00	21.00	7.83	11.39	1.38	0.93	5.07	1.55	1.68	4.52	9.76			

A profit made in four of the last five years, with just a small blip in 2017.

System 79: Back Jim Crowley's rides at Chelmsford in Class 2 to 5 over distances between 1m & 2m.

Nottingham

Nottingham is a track he clearly rides well with a near 35%-win strike rate with all his rides at the track since the start of 2015.

Performance of System Based on Below Set Criteria.																							
Bets	Wins	Win%	P/L(SP)	Places	Place%	Races	Race%	ROI(SP)	P/L(BF)	ROI(BF)	Lay(BF)	Pic%(BF)	MxOdd	MaxWINOdds	AvgOdd	AvgOddBF	A/E	chi	ExpWins	BF A/E	BF chi	BFExpWins	AvgBFWinOdd
101	35	34.65	82.64	55	54.46	101	34.65	81.82	109.39	108.31	-121.92	54.46	67.00	21.00	7.35	9.77	1.54	8.56	22.72	1.7	12.67	20.59	6.27

You currently have 3 categories with specifications in your system.

Race Data - All of these categories specify only the types of races included.

Track: Nottingham

Date (Year): 2015 2016 2017 2018 2019 2020

Jockey Data - These categories specify characteristics for the jockey riding the analysed horse.

Jockey: Crowley, Jim

Looking at those results by handicap and non-handicap races.

Breakdown of Handicap/Non

Was the race a handicap or non-handicap

To add in criteria, select as appropriate and press Go. Otherwise click any tab to continue with this system unchanged.

Add	Criteria	Bets	Wins	Win%	P/L(SP)	Places	Place%	Races	Race%	ROI(SP)	P/L(BF)	ROI(BF)	Lay(BF)	Pic%(BF)	MxOdd	MaxWINOdds	AvgOdd	AvgOddBF	A/E	chi	ExpWins	BF A/E	BF chi	BFExpWins	AvgBFWinOdd
<input type="checkbox"/>	Non Handicap	38	13	34.21	27.06	21	55.26	38	34.21	71.21	42.14	110.89	-46.92	55.26	67.00	21.00	9.01	13.87	1.41	2.03	9.23	1.56	3.35	8.33	6.44
<input type="checkbox"/>	Handicap	63	22	34.92	55.58	34	53.97	63	34.92	88.22	67.25	106.75	-75	53.97	21.00	21.00	6.35	7.3	1.63	5.83	13.49	1.79	9.61	12.26	6.18

There's no real difference between the two race types although handicaps have provided most of his winners.

Looking at race distance, nothing really stands out on the stats front.

Breakdown of Race Distance

The distance over which the race was ran

To add in criteria, select as appropriate and press Go. Otherwise click any tab to continue with this system unchanged.

Min	Max	Criteria	Bets	Wins	Win%	P/L(SP)	Places	Place%	Races	Race%	ROI(SP)	P/L(BF)	ROI(BF)	Lay(BF)	Pic%(BF)	MxOdd	MaxWINOdds	AvgOdd	AvgOddBF	A/E	chi	ExpWins	BF A/E	BF chi	BFExpWins	AvgBFWinOdd
<input type="radio"/>	<input type="radio"/>	5f	14	7	50	42.26	10	71.43	14	50	301.86	54.89	392.09	-58.5	71.43	67.00	21.00	11.51	18.78	2.36	6.99	2.96	2.61	8.61	2.68	10.31
<input type="radio"/>	<input type="radio"/>	6f	22	6	27.27	4.33	11	50	22	27.27	19.68	7.2	32.72	-9.22	50	21.00	6.00	6.19	7.2	1.04	0.01	5.78	1.12	0.11	5.34	5.07
<input type="radio"/>	<input type="radio"/>	1m.5f	32	7	21.88	-3.5	16	50	32	21.88	-10.94	0.98	3.07	-3.6	50	34.00	6.00	7.48	10.23	1.08	0.06	6.46	1.23	0.37	5.68	4.91
<input type="radio"/>	<input type="radio"/>	1m2f	7	1	14.29	6	1	14.29	7	14.29	85.71	6.35	90.71	-7.3	14.29	21.00	13.00	11.14	13.44	1.06	0	0.94	1.16	0.03	0.86	14
<input type="radio"/>	<input type="radio"/>	1m2.5f	11	6	54.55	11.43	7	63.64	11	54.55	103.91	13.16	119.67	-14.37	63.64	8.00	6.00	4.49	4.99	2.05	4.38	2.93	2.25	5.48	2.67	4.19
<input type="radio"/>	<input type="radio"/>	1m6f	11	7	63.64	20.62	8	72.73	11	63.64	187.45	25.05	227.74	-26.78	72.73	11.00	8.00	4.9	5.6	2.37	7.6	2.95	2.57	8.95	2.72	5.37
<input type="radio"/>	<input type="radio"/>	2m	4	1	25	1.5	2	50	4	25	37.5	1.75	43.75	-2.15	50	8.00	5.50	6.13	6.88	1.43	0.16	0.7	1.56	0.24	0.64	6

I'm fairly happy to go with all his rides at Nottingham. Especially as his mounts have been profitable for the last five years.

Performance of System Overall and By Year																								
	Bets	Wins	Win%	P/L(SP)	Places	Place%	Races	Race%	ROI(SP)	P/L(BF)	ROI(BF)	Lay(BF)	Pic%(BF)	MxOdd	MaxWINOdds	AvgOdd	AvgOddBF	A/E	chi	ExpWins	BF A/E	BF chi	BFExpWins	AvgBFWinOdd
ALL	101	35	34.65	82.64	55	54.46	101	34.65	81.82	109.39	108.31	-121.92	54.46	67.00	21.00	7.35	9.77	1.54	8.56	22.72	1.7	12.67	20.59	6.27
2019	14	7	50	5.55	10	71.43	14	50	39.64	6.84	48.87	-7.92	71.43	8.00	3.75	4.25	4.82	1.67	2.67	4.2	1.83	3.61	3.83	3.08
2018	29	11	37.93	17.71	17	58.62	29	37.93	61.07	26.15	90.16	-29.37	58.62	21.00	8.00	6.13	7.31	1.65	3.63	6.68	1.83	5.23	6.01	5.22
2017	20	6	30	13.75	11	55	20	30	68.75	17.41	87.04	-19.76	55	34.00	13.00	7.21	10.15	1.46	1.09	4.11	1.66	1.93	3.61	6.51
2016	27	8	29.63	44.88	14	51.85	27	29.63	166.22	57.76	213.93	-62.75	51.85	67.00	21.00	9.86	14.45	1.41	1.22	5.66	1.53	1.8	5.24	11.1
2015	11	3	27.27	0.75	3	27.27	11	27.27	6.82	1.23	11.22	-2.12	27.27	21.00	5.50	8.65	10.4	1.45	0.51	2.07	1.58	0.77	1.9	4.24

System 78: Back all Jim Crowley's rides at Nottingham.

Finally, it's also worth noting the following three jockey's rides at Wolverhampton and Kempton respectively:

Jack Mitchell
Wolverhampton
1m 4f
11 winners from 27 rides 41% +36.71 A/E 2.02 17 placed 63%

Martin Harley
Wolverhampton
5f & 5 ½ f
14 winners from 40 rides 35% +38.85 A/E 1.73 20 placed 50%

James Doyle
Kempton
1m
28 winners from 85 rides 33% +70.18 A/E 1.48 44 placed 52%

Summary: An examination of individual jockey stats can be a really enlightening experience. I have focused on two top jockey's William Buick and Jim Crowley. But there are others who excel at certain tracks, distances and going.

Clearly if you want to improve your betting results then you should consider the jockey in your decision-making process. However, it goes without saying, other primary factors must also support the horse as a good betting proposition.

There will be times that inferior jockeys do win on your fancied horse, but in the long run they are a losing proposition.

Your aim should always be to only make good bets and that requires both a good horse and good jockey.

Like many methods. The above figures are based on historic data and whilst history has a good habit of repeating itself, it often doesn't.

Until next time.

John Burke

Make Consistent Profits from Horses with Proven Form Running Under Ideal Conditions

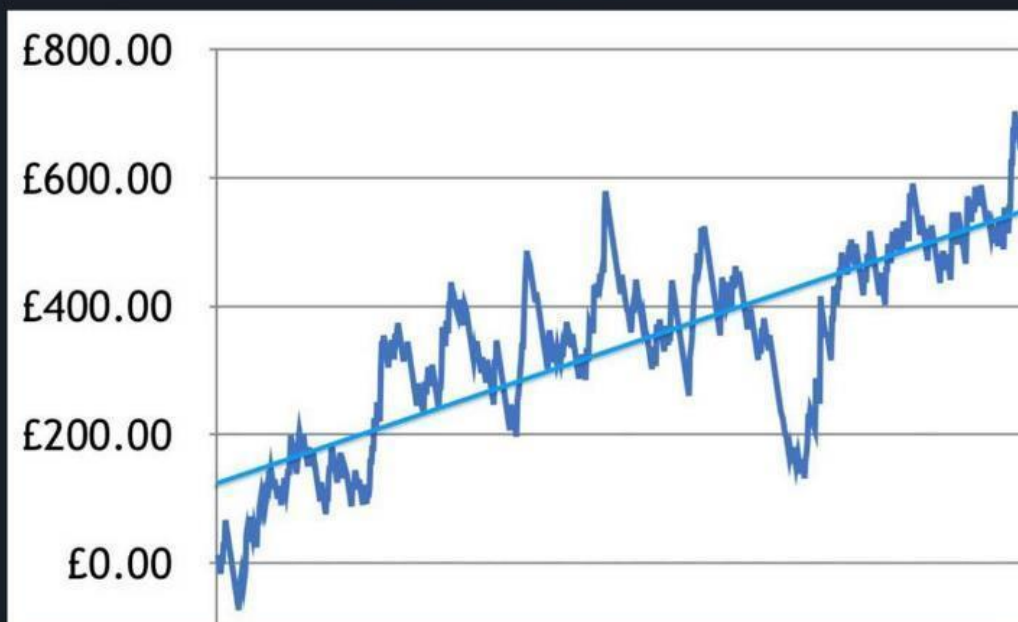
With Proven Pro Punter John Burke as Your Guide

[Click to Secure your place - £1 Trial](#)

If you want Regular Winners and Long Term Profit from a Proven Expert

All at a Budget Price then John Burke's Consistent Profits is the Service For You

LATEST RESULTS



December 2018 - January 2020 to £10 stakes

[Click to Secure your place - £1 Trial](#)



Image by [Calvin Tatum](#) from [Pixabay](#)

How to Bounce Back From Long Losing Runs

It was ex-footballer Iain Dowie that coined the phrase – or rather, mangled several words to create the phrase ‘bouncebackability’, after his team came back to win from a losing position.

In this article, I want to give a few practical ways in which we, as punters, can adopt more of that into our betting – especially after experiencing long losing runs.

No one likes losing, and it’s made even worse when you are caught in the middle of a slump that continues past your previous losing averages.

You know the feeling when...

You hit 9 or 10 losses in a row and although you get slight wobbles you have been there before and are confident of a winner arriving soon.

Then... you hit 14 or 15 and the nerves start to kick in but you carry on anyway as you feel you’re closer to a winning run after such a lengthy bad spell.

Next... you are now into an unprecedented run of 16 consecutive losers and your faith in the service or strategy is severely shaken.

You're left puzzled as it's the first time you've experienced a down period lasting so long.

And it's made all the more puzzling by the fact you're following a high strike rate method/service with typical losing runs of no more than 7, 8 or 9 at most.

You reluctantly decide to call it a day despite still having an adequate betting bank to cope with the downturn and instead sit on the side lines and continue to watch results.

... only that's when the inevitable happens...

If you had carried on betting for real you would have won the next four bets in a row! ... followed by a few losers... then another good winning run that not only would have cleared your losses but have swung you back into profit, too. Damn!

Of course these Win/Lose patterns will depend on your method/service strike rate.

If it is a high strike rate method then losing 7 or 8 in a row would be commonplace. If it's a low strike rate and high-priced winner service then losing runs of 20+ should be the norm and not be treated as unexpected. Yet in knowing these upfront forecasts, many bettors still get the jitters when they occur and we need to address this to be successful in the long term.

For most people, 8 losses in a row appears to be their psychological limit. At this point they start to feel that they need to 'fix' something, leaving them to wonder whether more filters or a tweak here and there may work.

It's a very familiar pattern by many punters who decide to stop when the going gets tough, and one that's hard to shake.

The only option if this rings true with you is to find practical ways of breaking this cycle once and for all, as this is the single biggest hurdle in punters making a profit or not – full stop!

A predictable knee-jerk reaction to failure is to look for someone or something to blame. In most cases, it is the strategy or service provider – when in actual fact it could be a perfectly sound strategy/service, proven over many years and operated by vendors who work very hard to deliver profits for their paying clientele.

The crucial point is always at the start: if subscribers experience early losers they can quickly go into a nervy downward spiral, wondering whether they are in for another big drawdown before getting off the ground.

All is not lost, however.

There are a few ways in which we can trick the mind into giving us that comfort-blanket feeling in order to help us stay in the game and reap the benefits of any upturn. This is especially crucial after being knocked for six after a bad spell.

First and foremost, you have to make sure you still have belief in the service or method you are following. This belief can only be formed if you have access to reliable past data. After all, we don't want to be throwing good money after bad.

Now this may sound a little crazy but bear with me as it worked for me in the early days, and for many more since.

Let's say you join a service that advises a 100-point betting bank, and you decide on £10 per point as your stake.

Having put aside £1,000, you start betting and very shortly hit a prolonged drawdown that sees your bank drop to around the £600 mark, or to a psychological low that finds you on the verge of giving up.

Instead of stopping, our next move would be to top your bank (if you can) back to your original £1,000 starting bank (remember ONLY do this if you have faith in the service going forward and based on reliable historical strike rates and price of winners).

What we are trying to do here is return to the financial comfort zone we originally started with, helping us carry on betting to take advantage of the upswing when the average strike rate returns. Remember, we can always withdraw the added money later.

What if you haven't got the funds to top up?

Here we can switch to betting a set percentage of bank at all times. For example: if your starting bank is £1,000 and you were betting 1% of bank (£10 level stakes) and your bank has now reduced to £600, then instead of carrying on with £10 level stakes simply stake 1% of your new bank total of £600.

In this example, that would mean £6 on each selection and this stake would go up or down depending on your new bank total.

This is a very popular staking plan used by many professionals from the outset and is designed to mitigate the bad times and take advantage of the upswings.

Another option you can try is to simply half your stakes. So instead of starting with the prescribed stake, actually half it! If you are happy with £10, then start on £5 units. If you are happy originally with £10 stakes, then £5 stakes are going to place you firmly in the financial comfort zone

This can do wonders for your mind set and it's why this option has worked for many readers that I've put this idea to.

So there you have it. You now have a few alternative Jedi mind tricks that you can try adopting to solve one of the main obstacles standing between you and long term betting profits.


For more betting/trading related articles and systems please take a look at this link below.

<https://www.quickfirebettingprofits.co.uk/end-of-lockdown-offer/>

Until Next time.

All the best
Andrew David

MATHEMATICIAN BETTING



A Q and A with Guy of Mathematician Betting

Hi Guy, and many thanks for joining us this month, first off would you start by telling our readers a little about yourself and your background?

Thanks I appreciate the interest.

Knocking on a bit now aged 54.

Now in my 20th year of the service.

Have to see myself as a veteran.

London born now out in the sticks.

Haven't decided if I like this or not.

Lots of spreading pig muck up here.

The wife can't put her washing out.

They don't tell us that on Emmerdale.

As you get older you change a lot.

Bit of a loner partially by choice.

We rarely go out or see any friends.

Working alone and being around here.

Makes you quite eccentric at times.

Like to sit back and watch the world.

Rather than participate in it these days.

Would you say that you have a “typical” working day, and how would you describe it?

My routine is extremely strange.

I get up every day around 3am to do final preparations on my 10 am racing analysis message for clients.

Not being heroic but I love doing this.

I often take a few half hour cat naps too. When I'm tired I roll from office to bed.

Some days I nip out for bits and bobs but lockdown has taken away the joy of that of late.

I spend the day working on the racing whilst researching other topics I like.

The standard answer is "finding winners"

But the main priority in this household, don't get the house dirty before she's home as any domestic drama is not a good idea.

Keep myself out of harm's way then study, if she is happy I can do anything I need to.

Not having kids allows me lots of freedom.

What do you think of the world of sports tipping in general and what do you think people are in search of when it comes to their hunt for a successful tipster?

Sports Tipping is growing all the time. And I don't know what's out there now I don't follow the industry much these days.

I know experience is extremely important and having no kids has helped me a lot.

Anyone who has kids and little experience will struggle to survive in this industry.

Don't want to say my competitors are rip offs. There may be some much smarter than me! If they survive then good luck to them all.

When searching for a tipster, some say a Profit is all they want.

Most say that and all tipsters claim that but each member will have different ideals.

Some like to receive a strong opinion that is based on evidence and facts but they also like to have enough room to take a different view if they choose and to develop their own bets and style.

People want an honest service.

For some it is as simple as companionship.

When the message comes in their mailbox it may be the only thing they have to enjoy.

They often want to belong to something.

We win together, we lose together.

Win and celebrate, lose and mourn together

All losers softened and winners sweetened just because we did them all together.

Do you regularly bet yourself? What style of approach do you take to your betting? What do you think of staking plans, loss retrieval systems etc.?

Complicated question.

Whatever I tip in the message takes priority over everything else. Even if I have backed something else. Because it drifted or I missed the price.

The service bet is the only thing I want.

I have a lot of small stake boredom bets.

I really don't care if these win or lose.

Do not enjoy watching racing anyway.

The bets I like best personally? Ante Post multiples playing up stakes, I love picking a bet a few months away. Spend weeks building money up on them.

I like to stake much harder on these bets.

Did that last year, Spain in the Davis Cup

Told clients I was doing it 6 months before. Because of a rule change few knew about. Big important win for me so treated myself. Now have 2 Rafa Nadal mugs in the kitchen!

Did the same the year before as well. Backed Salford City each way when 3rd

I got more enjoyment out of both bets than any other bet I had in those years.

Find pleasure in these longer term bets. They buy hope and allow you to dream.

Where else in life can you purchase hope?

Staking plans do not interest me, I feel they are flawed and over promoted. Taught to us by people who don't win. Find they just restrict people's progress. Anything in the "must do" book is wrong.

Most people don't know what's important. And have no idea how to price a race up.

Unless you know the most important factor. You are picking fruits off a poisonous tree. Could be wrong but don't waste your time

What attracted you to the world of horse racing and what do you enjoy most about the sport?

My dad took me as a kid. My first bet also won back in 1984. That's often what hooks a lot of people. I don't enjoy much about it these days.

It is an intellectual challenge little more. No better feeling than winning for others, but the day the service does not exist I would happily go weeks without a bet.

I don't get much pleasure out of racing

What led you into the world of racing tipsters and what do you feel you can offer racing enthusiasts and punters that other tipsters can't?

Spent many hours in betting shops. Enjoying life as a kid with no ambition.

My best mate was a very smart punter. Then got a chance to work for a tipster I learnt from the mistakes they made.

I won a few internet tipping competitions

Started a service with just 12 members, Mick my admin partner was watching us. Offered to professionalise the service.

Probably about 1992 and I agreed to it. Then all of a sudden you are 20yrs older.

Ours is a detailed and honest service, Does not need to be the detail it is. But it proves the work has been done.

If a member isn't happy and he leaves he knows I'm not on some golf course.

One thing we do offer that others do not is produce statistics that nobody else does.

These are all historically accurate. Can be checked and proven by anyone. Nobody else in the industry does this. We offer angles nobody has thought of.

Sounds a bold claim but it really isn't. It is not hard you just think differently.

I take great pleasure from finding these and it happens regularly each week.

The secret is a partner who graces me with the free time to study.

Not having any children or family helps.

I'm paid to toil to find these angles for clients who can then enjoy a more normal life themselves.

What traits do you think a good racing tipster should possess and what do you think the average punter is looking for from a tipping service?

Already answered some of this. Just work hard and be honest. Understand why you make mistakes. Be prepared to admit to the members.

Experience is a vital ingredient. If you are assessing a horse you don't know. Look at it like meeting a stranger in the street.

You have first impressions on that first meeting but if you originally knew their parents well and you also knew their grandparents too, you will have a better understanding of the stranger.

I can do that now after 20 years doing this job. I remember the career of a horse's sire and dam. And the Sires and Dams that produced them too.

New and old punters alike can struggle to make a success of their betting. If you could give them just one piece of advice to improve their profitability what would it be?

Hard to say there is one piece of advice, Watch as many races as you can stomach. Work hard at developing your own research.

Depends on how people want to stake. If you are serious about it then do it properly. Cut back in your private spending to bet. Why waste money on that morning coffee. Stop buying the daily propaganda paper.

These things can subsidise your betting.

But you have asked for one bit of advice. Understand there are vested interests, who have an interest in you not winning.

Market movers are very often dishonest.

Most industry lifers are incapable of winning.

Pundits, journalists, jockeys and trainers.

Beware the tipster industrial complex. Half are crooks, many more are incapable

But there are a few good ones out there. Don't believe the trade paper is your friend. It is a big club and we are not any part of it.

What would you consider to be a highlight of your racing experience to date? Do you have any personal racing / betting experiences which when reflecting back brings a smile, or for that matter any which bring a grimace; you can share with our readers?

My highlight is that I have a job from racing. As I am otherwise simply unemployable.

Dancing Brave in the Derby. Was probably my first real grimace.

Syndicating a horse once was horrible. Told me how little I knew about racing.

Like I said earlier my best enjoyment comes from longer term ante post bets I rarely officially tip them but regularly tell members of how and why I have invested personal cash.

Spain in the Davis Cup last year was a big win.

I cannot describe the pleasure that gave me

Took a train down to London had the bet

Never once regretted it and now the wife has fallen truly madly deeply with Rafa Nadal.

Rule The World at 50/1 in the Grand National was one of my favourite ever winning tips.

Assuming all things are normal next year and the season does not get compromised, Salford City each way might be another.

Bindaree's Welsh National victory was a huge part of the service's success.

The membership trebled overnight. We went from a small venue service to a big stadium service overnight

As a kid I was a burglar.

What I am about to say is very true.

There was a betting office in Derbyshire run by a man who was just clueless.

We went in there before the 5 Nations Rugby. England were only 5/4 to win the Grand Slam. We had doubles and a treble on England.

England to win the Grand Slam - England to win the Triple Crown - England to win the Championship

Obviously if they won the Grand Slam they had won all the others by default.

Won plenty of money and felt so smart, but it was a dirty trick and we were young.

Nowadays I would not do that to the bloke!

You go from being a burgling wide boy to being an older, wiser, kinder person but working for myself and from home has to be the main highlight of all of it.

What about the gambling industry, is there anything you like to see changed there? Many website forums are full of criticisms of the bookmakers and their treatment of their customers? Is this something you have an opinion on?

I don't care about racing politics.

Keep the whip or ban the whip

Get on with it and don't bore me.

Why bother criticising the bookmakers.

Better off doing that to central bankers.

Save your sympathy for the homeless I say.

I only have so much ram in my head.

I am not wasting it on things I can't change.

If a member read the epitaph at my funeral and said the standard of bets went downhill but that I was a great advocate for racing, I would be turning in my grave I'd rather he said the last bet won and I didn't care about the industry.

Fight the battles you know you can win

What do you do to relax and unwind? What interests have you outside the world of horse racing?

Not many interests. Very few friends and a quiet life. I hate going out and detest holidays.

The Duchess hates it when I tell her that I am at my happiest in a deep sleep.

I do the cooking, she does the cleaning. Really enjoy any high class television/

I love watching Bitcoin's progress.

Twitter is one of my great pleasures, I never ever tweet just follow people. Mainly in Racing and financial matters.

I like to upset friends and family with bits of propaganda on WhatsApp. It pains me they can't see what I can.

Mind you they could say the same to me, I am on Trump to win in November at 11/8.
Thinking it was money for old rope!

Now it's turned into a Black Swan year

Corona

Lockdown

Recession

Depressions

Financial Markets on the brink!

Identity politics

Riots

Didn't see all that coming

And if he loses after all that I won't look as clever as I hoped!

If you would like to join Guy at Mathematician Betting we have a special offer for On
Course Profits readers - <https://www.oucourseprofits.com/mathoffer>

Racing Consultants

Value Tips for Top Class Racing From Irish Field Naps Correspondent and Radio Pundit Rory Delargy

Big Value Selections at Readily Available Prices for Long Term Profit



Rory Delargy is the chief British racing correspondent for the Irish Field newspaper, and also writes a daily column for the Irish Daily Star, having previously been a regular pundit on Timeform Radio and William Hill Racing Radio.

He is a regular contributor to the Weatherby's Cheltenham Festival Guide, Attheraces and the Sporting Life among others.

A Good Honest Service with no Advised Price Shenanigans Value Bets at Prices Available to All

"The aim is to provide selections which can easily be backed at the advised prices, and standout prices are never quoted. As a rule, the price must be available with at least two of the bookmakers included in the oddschecker price grid, and ideally with two of the recognised big firms.

The bets don't go out until after 11am to ensure that the market is big enough and that prices aren't disappearing – again, the goal is satisfied subscribers, not mythical profits. At least half the bets are where the price is available with most firms, although late non-runners can make this tricky at times.

I'd like to think that most subscribers could get matched on the exchanges at similar or bigger prices."

Rory Delargy

“ Nice one, Rory. Was screaming at Mr Orr to stop looking behind him on the run-in, but did it pretty comfortably to be fair. Pity the sods at Unibet refused the bet, so I had to take "only" 28s elsewhere.

Paul P

[Click Here - Half Price Trial](#)



(CC BY 4.0) - <https://www.flickr.com/photos/113417287@N08> (Florian Christoph)

Naas Racecourse

History and Location

Last month, on this tour of Irish Racecourses I looked at Navan racecourse, the home of the Irish Flat, this month I'm taking a trip to Naas.

As before, I will begin by looking briefly at the track's location, history, configuration before highlighting some significant track stats.

Naas racecourse is located just outside the town of Naas, in County Kildare, about 20 miles from Dublin.

Racing takes place throughout the year and the course is home to both flat and National Hunt racing. The course hosts several Graded races during the winter, including the Grade 1 Slaney Novice Hurdle., which was won this year by subsequent Cheltenham Supreme Novices Hurdle Winner Envoi Allen.

On the flat the most valuable races are the Group 3 Lacken Stakes & Blue Wind Stakes.

During the recent refurbishment of the Curragh racecourse a number of Group races were moved to Naas.

In 1922 a group of local businessmen and farmers teamed up to create the Naas Race Company. The first race meeting was held in June 1924 and racing has taken place at the venue ever since.

The racecourse is conveniently located on the edge of Naas town, just off the M7 motorway linking Dublin with Cork, Limerick, Kilkenny and Waterford.

For those coming by public transport there are plenty of options from Dublin. JJ Kavanagh & Sons have 24 daily bus services from Dublin City Centre to Naas and Dublin Coach provide a direct service to the races on all race days from Dublin Airport to Naas.

A train service is available from Dublin Heuston station, to Sallins, located just outside the town of Naas, which is the closest railway station to Naas Racecourse.

The racecourse provide a shuttle bus service on all race's days from Sallins Train Station to the track before and after racing to coincide with arriving and departing train times on the day.

Track Configuration

Naas racecourse in an undulating galloping, left-handed, one mile and four furlongs circuit with a fairly long, stiff uphill climb to the finish.

A two-furlong chute at the entrance of the challenging home straight allows for five & six-furlong sprints to take place on a straight course

Flat Course

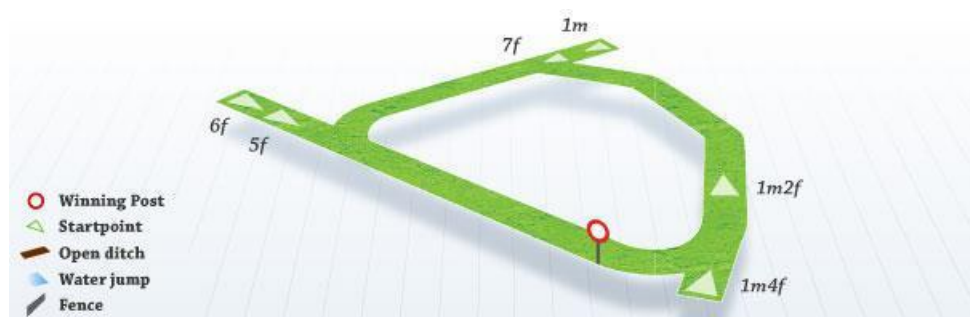


Image source: <https://images.racingpost.com>

Work has been carried out on the sprint course to attempt to even out the track. There have only been 85 races over 5 & 5 ½ f in the past five years but looking at the stats it seems that there is a very slight bias to lower drawn runners over the minimum trip.

Over 6f which has seen more races (261), there doesn't seem to be much of a bias.

Granted runners tend to congregate towards the middle of the course, partly due to the narrowing of the track.

There does, however, tend to be bias when the going is soft or heavy when a low draw is favoured.

Breakdown of Draw Segment

The quarter of the draw the stall that the horse is placed in

To add in criteria, select as appropriate and press Go. Otherwise click any tab to continue with this system unchanged.

Add	Criteria	Bets	Wins	Win%	P/L(SP)	Places	Place%	Races	Rate%	ROI(SP)	P/L(BF)	ROI(BF)	Lay(BF)	Pic%(BF)	MxOdd	MaxWINOdds	AvgOdd	AvgOddBF	A/E	chl	ExpWins	BF A/E	BF chl	BFExpWins	AvgBFWinOdd
<input type="checkbox"/>	Quarter 1	55	6	10.91	-7.5	16	29.09	17	35.29	-13.64	-1.95	-3.54	-2.98	29.09	34.00	11.00	14.37	31.12	1.13	0.09	5.33	1.53	1.17	3.93	9.26
<input type="checkbox"/>	Quarter 2	61	6	9.84	-8.5	18	29.51	17	35.29	-13.93	2.89	4.74	-8.69	29.51	34.00	15.00	14.7	32.4	1.03	0	5.84	1.33	0.52	4.52	11.16
<input type="checkbox"/>	Quarter 3	60	1	1.67	-55	6	10	17	5.88	-91.67	-55.16	-91.94	52.01	13.33	67.00	5.00	15.68	41.97	0.16	4.78	6.13	0.22	3.09	4.64	5.04
<input type="checkbox"/>	Quarter 4	51	4	7.84	-10	15	29.41	17	23.53	-19.61	-0.62	-1.22	-4.17	29.41	34.00	13.00	13.24	25.3	0.77	0.29	5.17	1.02	0	3.94	13.21

Races over 7f & 1m begin from a chute at the top of the course and there is a long run which allows jockeys to get a good position at the home turn.

Looking at handicap races over 7f & 1m, runners drawn in the first or last quarter are very slightly favoured.

Breakdown of Draw Segment

The quarter of the draw the stall that the horse is placed in

To add in criteria, select as appropriate and press Go. Otherwise click any tab to continue with this system unchanged.

Add	Criteria	Bets	Wins	Win%	P/L(SP)	Places	Place%	Races	Rate%	ROI(SP)	P/L(BF)	ROI(BF)	Lay(BF)	Pic%(BF)	MxOdd	MaxWINOdds	AvgOdd	AvgOddBF	A/E	chl	ExpWins	BF A/E	BF chl	BFExpWins	AvgBFWinOdd
<input type="checkbox"/>	Quarter 1	473	47	9.94	-39.92	130	27.48	150	31.33	-8.44	115.49	24.42	-165.29	28.54	51.00	21.00	14.04	26.8	0.95	0.16	49.65	1.2	1.63	39.33	13.13
<input type="checkbox"/>	Quarter 2	540	32	5.93	-263.42	137	25.37	150	21.33	-48.78	-162.2	-30.04	118.6	26.3	51.00	29.00	14.76	29.87	0.58	10.68	54.96	0.74	3.13	43.15	12.38
<input type="checkbox"/>	Quarter 3	515	31	6.02	-265.49	108	20.97	150	20.67	-51.55	-194.82	-37.83	155.4	22.33	67.00	17.00	14.82	31.85	0.61	8.36	50.51	0.81	1.54	38.4	10.82
<input type="checkbox"/>	Quarter 4	440	40	9.09	-18.55	108	24.55	150	26.67	-4.22	209.71	47.66	-261.8	25	81.00	51.00	16.01	36.08	0.96	0.07	41.61	1.3	3.06	30.66	17.05

The draw does seem to have a much bigger impact in the longer distance races.

Looking at handicap races from 1m 2f+.

Breakdown of Draw Segment

The quarter of the draw the stall that the horse is placed in

To add in criteria, select as appropriate and press Go. Otherwise click any tab to continue with this system unchanged.

Add	Criteria	Bets	Wins	Win%	P/L(SP)	Places	Place%	Races	Rate%	ROI(SP)	P/L(BF)	ROI(BF)	Lay(BF)	Pic%(BF)	MxOdd	MaxWINOdds	AvgOdd	AvgOddBF	A/E	chl	ExpWins	BF A/E	BF chl	BFExpWins	AvgBFWinOdd
<input type="checkbox"/>	Quarter 1	189	22	11.64	-25.54	57	30.16	58	37.93	-13.51	24.43	12.93	-42.86	30.16	67.00	23.00	15.17	35.4	1.13	0.36	19.49	1.42	3.02	15.45	10.16
<input type="checkbox"/>	Quarter 2	199	14	7.04	-95.87	57	28.64	58	24.14	-48.18	-74.7	-37.54	59.64	30.15	51.00	15.00	14.91	37.13	0.66	2.84	21.36	0.83	0.55	16.92	9.29
<input type="checkbox"/>	Quarter 3	195	16	8.21	-50.67	45	23.08	58	27.59	-25.98	35.37	18.14	-55.6	24.1	51.00	26.00	14.66	39.99	0.77	1.2	20.71	1.01	0	15.88	15.1
<input type="checkbox"/>	Quarter 4	177	6	3.39	-96.5	34	19.21	58	10.34	-54.52	-72.62	-41.03	58.89	20.34	51.00	21.00	16.43	42.25	0.41	5.65	14.74	0.59	1.77	10.1	18.26

You do need to be wary of horses with a high draw. Horses drawn in the first quarter have been favoured and have actually performed 15% better than market expectations.

Hurdles Course

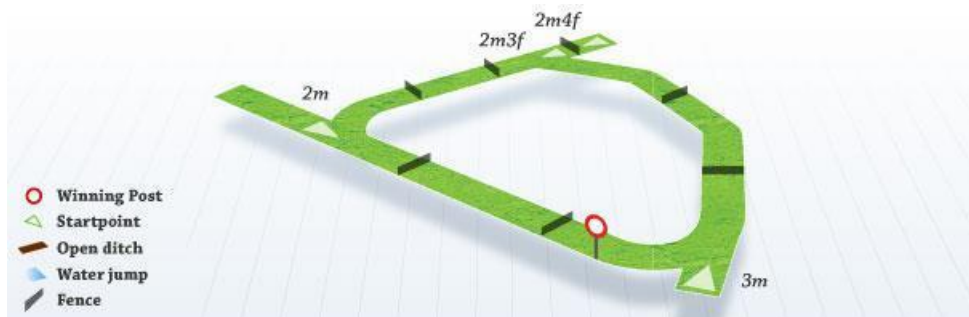


Image source: <https://images.racingpost.com>

Chase Course

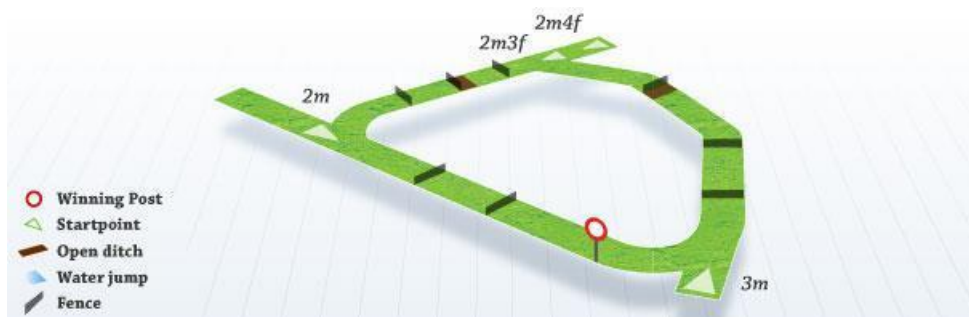


Image source: <https://images.racingpost.com>

The chase course is outside the hurdles course. It has eight fences on the circuit, two of which are in the 4f long home straight. There's a run in of about a furlong to the finish.

Just like the flat track. The jumps course is galloping in character, with a stiff uphill finish, and it suits horses that stay well. Stamina really comes to the fore over jumps when the ground gets very testing during the winter.

Despite the stiff finish it tends to pay for a horse to be handy, as it can be hard to make up too much ground from off the pace. The Naas fences are fairly stiff in nature but there are no awkward fences which can catch out novices.

Naas Key Stats

Let's begin by looking at some general stats at the racecourse including clear favourites, winning odds and course winners.

Once again, I am using the ever reliable www.horseracebase.com for the stats.

The stats below are from Jan 1st, 2015 to the time of writing (10/06/20). Let's begin by looking at the flat.

Flat

The results below contain 431 winners from 5193 runners 1269 placed

Favourites:

Clear favourites have produced the following set of results:

125 winners from 381 runners 33% -42.98 A/E 0.91 229 placed 60%

Breaking those results down into handicap & non-handicap races gives us:

1. **Non-handicaps** – 97 winners from 240 runners 40% -8.31 A/E 0.97 163 placed 68%.
2. **Handicaps** – 28 winners from 141 runners 20% -34.67 A/E 0.76 66 placed 47%

Summary:

Clear favourites in non-handicaps are performing well enough but handicap favourites are performing well below market expectations.

General Stats

1. **Odds SP:** 12/1 & above

70 winners from 2448 runners 3% -1149 A/E 0.64 289 placed 12%

Summary:

Runners sent off 11/1 & under are favoured.

Yes, there are big priced winners to be found at Navan but as at most tracks the pool is a small one to be fishing in and they don't offer much in the way of value either.

2. **Wins at Track:** 1+

47 winners from 384 runners 12% -81.03 A/E 0.86 122 placed 32%

Summary:

The track is fair & galloping in character so it's not surprising to see that the flat track doesn't really produce too many course specialists.

National Hunt

Now switching to the jumps.

The results below contain 272 winners from 3062 runners 721 placed.

Favourites

Clear favourites have produced the following set of results:

100 winners from 251 runners 40% -26.24 A/E 0.92 116 placed 66%

Breaking those results down into handicap & non-handicap races gives us:

1. **Non-handicaps** – 81 winners from 178 runners 46% -20.95 A/E 0.91 131 placed 74%
2. **Handicaps** – 19 winners from 73 runners 26% -5.29 A/E 0.98 35 placed 48%

Summary:

Although the win strike rate for National Hunt clear favourites is better than on the flat the A/E stat still shows they don't provide much in the way of value.

Clear favourites in handicaps do much better than their flat counterparts.

General Stats

1. **Odds SP: 12/1 & above**

33 winners from 1804 runners 2% -1175 A/E 0.53 143 placed 8%

Summary:

Those runners sent off 12/1 & bigger are performing even worse against market expectations than their flat counterparts.

2. **Wins at Track: 1+**

36 winners from 215 runners 16% -32.94 A/E 0.97 75 placed 35%

Summary:

Previous course winners over jumps have done better than those on the flat and a bit better than average when compared to all National Hunt tracks in Ireland.

Trainers to Note

I like to finish off these course guides by looking at some trainer stats that hopefully will be worth following at the course.

Here are three trainers to note.

Flat

Aidan O'Brien
Race Type: Handicaps
Horses Age: 3yo+
Last Time Out Placing: Not First
Odds SP: 9/1 & Under
7 winners from 17 runners 41% +21.08 A/E 2.23 9 placed 53%

Summary: All bar one of Aidan O'Brien's handicap winners didn't meet the above criteria.

Edward Lynam
Race Type: Handicap
Race Distance: 5f & 6F only
7 winners from 25 runners 28% +37.38 A/E 2 12 placed 48%

Summary: The trainer is **1 winner from 18 runners 6% -12.5 A/E 0.47 2 placed 11%** with his Naas handicap runners in races beyond 6f.

National Hunt

Henry De Bromhead
NH Race Type: Chase
Highest Class Run: Not Grade 1
7 winners from 20 runners 35% + 10.07 A/E 1.62 9 placed 45%

Summary: Henry De Bromhead is **3 winners from 19 runners 16% -3 A/E 0.65 9 placed 47%** with his chase runners that had run at Grade 1 level.

I hope you enjoyed this brief look at the Naas racecourse. Next month, I will be heading over to Killarney.

Until next time.

John Burke



Image by [bertholdbrodersen](#) from [Pixabay](#)

Product Reviews

NHL Betting Master

Your Expert NHL Tipster Who Averages **£198.44 Per Month**

Cost: £1.99 for 15 days and then £37.00 per month thereafter.

The Trial: With the continued absence of North American ice hockey, Robert of Betting Gods continued to give his selections for the Russian game with 20 tips for the month of May.

He had 9 winners for a strike rate of 45.00% at recommended odds between 2.00 and 2.40 and the recommended stakes being from 1 to 10 points for a loss of 21.25 points.

However, he advises the stake between 1 and 10 for each bet – during the month these stakes totalled 110 points, an average of 5.5 points per bet, which if used as a level stake, the loss would have been more than halved to 10.44 points.

So, for this sequence level stakes were better.

Conclusion: Will continue to monitor. Find out more [here](#).



Cost: £1.99 for 15 days and then £27.00 per month thereafter.

The Trial: A recent addition to the Betting Gods stable, Steven has been emailing his tips since the 18th May and as the name suggests it's all about basketball.

In the 14 days until the end of the month he gave 39 tips with advised odds and suggested level 1-point stakes.

He also advises which bookies are offering the odds and generally these are fairly easy to find.

Twenty-three of the tips won a strike rate of 58.97% with advised odds between 1.66 and 7.75, average 2.26 to give an overall profit of 13.00 points, an ROI of 33.33%.

The longest winning run was 6 and longest losing 3.

Conclusion: A promising start - [more details here](#)