

# ON COURSE PROFITS

A photograph of two jockeys racing horses on a track. The jockey on the left is wearing a blue and white outfit with a white helmet, riding a dark horse. The jockey on the right is wearing a yellow and blue outfit with a yellow helmet, riding a light grey horse. The background shows a green fence and trees.

**Bet Less - Win More  
With This Income  
Replacer**

**This Class 1 System  
Has a 98% ROI**

**70% of Betting  
Success Down to  
This One Skill**

**Issue 62 January 2020**



Photo by [Philippe Oursel](#) on [Unsplash](#)

## Editor's Welcome

This month's sponsor is Bet Less Win More!

I love this service as all I have to do is focus on one race a day and it gives a nice little boost to my income and apparently for some followers it is now their main income source!

Places for 2020 are only available until January 31st when membership will be closed for the year, so if you want to join in check it out now - [Click Here](#)

We have interviewed Gary Boswell who is the brains behind the service before back in issue 43, but now that we have used the BLWM service ourselves we decided to have another chat and you can read what Gary has to say inside.

Elsewhere inside we investigate how to profit from Beginner and Novice races.

John looks at how we can win at Fakenham, provides us some systems for profiting from the top trainers in the best races and in his improve your punting column he writes about mindset which he claims is considerably more important than the selection process.

We also have a chat with Steve G the tipster behind the Racing Expert service and finally James Pacheco shares a couple of bets for the upcoming South Africa v England series.

**For Gold members** we have extra systems along with a comprehensive guide to Paddock Watching, which can be profitable even for arm chair spectators.

If you want to upgrade to Gold you can do that here - <https://www.oncourseprofits.com/upgradetogold> at just £24.99/year it is surely a bargain.

I hope you enjoy this months issue.

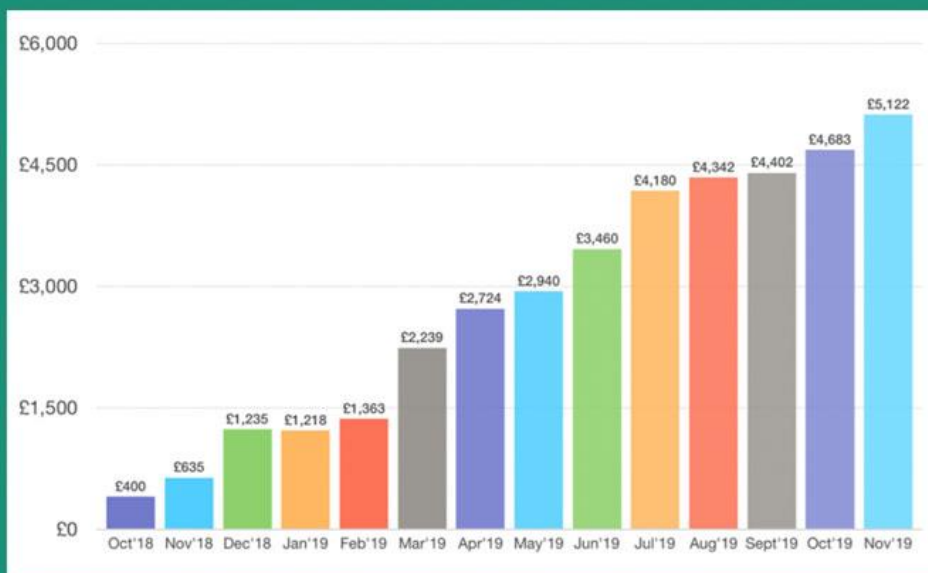
All the best  
**Darren Power**

P.S. If you've picked up this issue from a friend and would like to subscribe - [Click Here](#)

# BET LESS WIN MORE

Get On Board with this Income Replacer before the Doors  
Close for 2020  
Slow and steady wins the betting race - the tortoise makes  
long term consistent profits not the hare

## Bet Less Win More Profit Chart



### Big Price Reduction for Annual Membership

*For the first time in 2019 Gary took on monthly members and the price was £24.99/month.*

*Monthly memberships cause problems because Gary's bank management and low risk strategies rely on all players being at the same point in the profit journey*

*So for 2020 only annual memberships will be accepted, everybody will start from the same day on February 1st (January is a no bet month) and everybody will end the year on the same points profit*

*The 2020 Price is a Single One Time Payment of £199*

**Bet Less Win More 2020 - Just £199**

**Follow This One Race a Day Service and Boost Your Income in 2020**



Image by [Clarence Alford](#) from [Pixabay](#)

## Beginners, Novices and A Small Field

There is no doubt that when we try to piece together a method or system which can turn a profit we always find ourselves heading back to the statistics, and look back at what has happened before as an indicator to what “may” happen in the future.

Such an approach can be productive from time to time, but it can also have its drawbacks. We can have a habit of making the statistics fit to our will.

Both methods, *particular procedures for accomplishing or approaching something, especially a systematic or established one*, and systems, *a set of things working together as parts of a mechanism or an interconnecting network; a complex whole*, are difficult to produce without some form of live data to follow.

If it were that simple we’d all be doing it and doing it well!

We can see a bunch of figures and think; I have a cracking idea, on occasions we may be right, but in the main reality does not portray our reality as the following will demonstrate.

Our initial thought was to try and take a step away from the Boom and Bust approaches we often see and try to start the New Year with a slow and steady approach which would hopefully give us a solid foundation.

The approach may seem way too simple for the more seasoned racing enthusiasts among our readers, but it highlights how easily we can be drawn in by a single number and think that we are on to something.

To begin with we are going to take a look at Novice and Beginners Chases as on occasions we do get asked “what is the difference”.

According to the British Horse Racing Association the definitions are as follows:

Novice Chasers: “... a novice chaser is a horse which has not won a chase race before the end of the previous season (30<sup>th</sup> April).

Beginners Chasers.” Conditions races restricted to horses which have never won a steeple chase before”, they may have won at Point to Point” or in a “match” race – where two horses go off in a head to head. It is worth noting that they may have won a hurdle race.

## Novice Chasers

We will go to [www.horseracebase.com](http://www.horseracebase.com) for our starting point at taking a look at the statistics.

We use this regularly for one simple reason; it is a mine of statistics updated daily and with a little time spent can be relatively easy to use once you get your head around the numerous options available.

We are going to choose a time period to look at of 2016-date (11<sup>th</sup> Dec 2019). This will give us a more “current” view of the statistics.

Performance of System Based on Below Set Criteria.																			
Bets	Wins	Win%	P/L(SP)	Places	Place%	Races	Race%	ROI(SP)	P/L(BF)	ROI(BF)	Lay(BF)	ROI(L)	Pic(BF)	Pic%(BF)	P/L(Pic)	Lay(Pic)	MxOdd	A/E	
3035	627	20.66	-590.55	994	32.75	627	100	-19.46	-203.97	-6.72	-32.33	-0.01	1207	41.58	-223.05	60.01	501.00	0.91	

You currently have 4 categories with specifications in your system.

**Race Data** - All of these categories specify only the types of races included.

<input checked="" type="checkbox"/>		UK/Ireland	<b>United Kingdom</b>
<input checked="" type="checkbox"/>		Race Code	<b>National Hunt</b>
<input checked="" type="checkbox"/>		Race Type	<b>Novices Chase</b>
<input checked="" type="checkbox"/>		Date (Year)	<b>2016</b> <b>2017</b> <b>2018</b> <b>2019</b>

### Breakdown of Favouritism Status

Was the horse favourite (shortest priced in the race). Joint means shared favouritism with 1 other horse. Co means shared with 2 or more others

To add in criteria, select as appropriate and press Go. Otherwise click any tab to continue with this system unchanged.

Add	Criteria	Bets	Wins	Win%	P/L(SP)	Places	Place%	Races	Race%	ROI(SP)	P/L(BF)	ROI(BF)	Lay(BF)	ROI(L)	Pic(BF)	Pic%(BF)	P/L(Pic)	Lay(Pic)	MxOdd	A/E
<input type="checkbox"/>	Non-Favs	2392	305	12.75	-531.5	588	24.58	627	48.64	-22.22	-157.08	-6.57	-48.74	-0.02	767	33.13	-199.62	51.25	501.00	0.9
<input type="checkbox"/>	Favourites	612	313	51.14	-56.68	390	63.73	612	51.14	-9.26	-44.8	-7.32	16.47	2.45	423	75.94	-21.89	8.57	6.00	0.92
<input type="checkbox"/>	J-Favs	28	8	28.57	-4.37	14	50	14	57.14	-15.61	-4.05	-14.46	2.21	3.42	15	53.57	-2.37	1.16	4.00	0.83
<input type="checkbox"/>	Co Favs	3	1	33.33	2	2	66.67	1	100	66.67	1.96	65.38	-2.27	-16.73	2	66.67	0.82	-0.97	5.00	1.67

From the above we can see that of those that won their race, nearly half of the races were won by those runners which went off as the outright favourite in the betting.

This statistic in itself can bring a problem.

A number of methods may suggest that we look specifically at those runners which go off favourite in their race, and in principle this is fine, the problem though is, how do we know who will go off favourite?

Markets are notoriously volatile within the final 10 minutes before a race. You could very easily place your bet and then find yourself on the 2<sup>nd</sup> favourite or even the 3<sup>rd</sup> in a blink of an eye.

Some of the best methods are those where you are able to place your bets in the morning and walk away.

We don't all have the time to be watching betting markets and taking a chance on our selection actually going off favourite. But given the statistic above it is clear that there is very little point looking too far away from the head of the market.

So, what if we look at the FORECAST favourite, after all the people that pull these forecasts together are supposed to be the professionals aren't they. They put together these forecasts as a guide for the novices amongst us.

### Breakdown of Fcast Favism Status

Was the horse forecast favourite (shortest priced in the race). Joint means shared favouritism with 1 other horse. Co means shared with 2 or more others

To add in criteria, select as appropriate and press Go. Otherwise click any tab to continue with this system unchanged.

Add	Criteria	Bets	Wins	Win%	P/L(SP)	Places	Place%	Races	Race%	ROI(SP)	P/L(BF)	ROI(BF)	Lay(BF)	ROI(L)	Pic(BF)	Pic%(BF)	P/L(Pic)	Lay(Pic)	MxOdd	A/E
<input type="checkbox"/>	Non-Favs	2408	321	13.33	-550.67	609	25.29	627	51.2	-22.87	-188.34	-7.82	-15.84	-0.01	783	33.59	-220.72	73.36	501.00	0.88
<input type="checkbox"/>	Favourites	627	306	48.8	-39.88	385	61.4	627	48.8	-6.36	-15.63	-2.49	-16.49	-1.76	424	74.13	-2.33	-13.35	9.00	0.94

The FORECAST favourites seem to be pretty well...forecast and bear similar results to those runners which actually went off favourite. So, why don't we use those forecast favourites as are starting point.

Performance of System Based on Below Set Criteria.																		
Bets	Wins	Win%	P/L(SP)	Places	Place%	Races	Race%	ROI(SP)	P/L(BF)	ROI(BF)	Lay(BF)	ROI(L)	P/c(BF)	P/c%(BF)	P/L(P/c)	Lay(P/c)	MxOdd	A/E
627	306	48.8	-39.88	385	61.4	627	48.8	-6.36	-15.63	-2.49	-16.49	-1.76	424	74.13	-2.33	-13.35	9.00	0.94

You currently have 5 categories with specifications in your system.

**Race Data** - All of these categories specify only the types of races included.

<input checked="" type="checkbox"/>		UK/Ireland	<b>United Kingdom</b>
<input checked="" type="checkbox"/>		Race Code	<b>National Hunt</b>
<input checked="" type="checkbox"/>		Race Type	<b>Novices Chase</b>
<input checked="" type="checkbox"/>		Date (Year)	<b>2016</b> <b>2017</b> <b>2018</b> <b>2019</b>

**Horse Data** - These categories specify the individual traits of each horse in THIS race.

<input checked="" type="checkbox"/>		Fcast Favism Status	<b>Favourites</b>
-------------------------------------	--	---------------------	-------------------

You will hear us mention many times that trainers are “creatures of habit” and often will follow a pattern in how they bring their runners to the field. This has proven in the past to be true, but will it always? With the National Hunt season running all year round these days it is difficult to see these patterns to the same effect.

Interestingly though if we look at those trainers who have had at least 10 runners over the period in question and success in Novice Chasers over the sample period, over two thirds of the winners have come from just 12 stables, and have a hefty 50.85% strike rate. Now that sounds good doesn't it?

But look closer? Would you have made a profit?

Performance of System Based on Below Set Criteria.																		
Bets	Wins	Win%	P/L(SP)	Places	Place%	Races	Race%	ROI(SP)	P/L(BF)	ROI(BF)	Lay(BF)	ROI(L)	P/c(BF)	P/c%(BF)	P/L(P/c)	Lay(P/c)	MxOdd	A/E
413	210	50.85	-6.62	256	61.99	413	50.85	-1.6	6.3	1.53	-27.47	-4.75	285	75.4	2.13	-12.3	8.00	0.97

You currently have 6 categories with specifications in your system.

**Race Data** - All of these categories specify only the types of races included.

<input checked="" type="checkbox"/>		UK/Ireland	<b>United Kingdom</b>
<input checked="" type="checkbox"/>		Race Code	<b>National Hunt</b>
<input checked="" type="checkbox"/>		Race Type	<b>Novices Chase</b>
<input checked="" type="checkbox"/>		Date (Year)	<b>2016</b> <b>2017</b> <b>2018</b> <b>2019</b>

**Horse Data** - These categories specify the individual traits of each horse in THIS race.

<input checked="" type="checkbox"/>		Fcast Favism Status	<b>Favourites</b>
-------------------------------------	--	---------------------	-------------------

**Trainer Data** - These categories specify characteristics of the trainer of the analysed horse.

<input checked="" type="checkbox"/>		Trainer	<b>Bailey, K C</b> <b>Ellison, B</b> <b>Fry, Harry</b> <b>Greatrex, W J</b> <b>Henderson, N J</b>
			<b>Hobbs, P J</b> <b>King, A</b> <b>Mulholland, N P</b> <b>Nicholls, P F</b> <b>Skelton, Daniel</b>
			<b>Tizzard, C L</b> <b>Twiston-Davies, N A</b>

If you had backed all 413 selections over the past 3 years, and taken the Betfair Starting Price you would have made a whopping 6.30points profit. Now we know we often say a profit is a profit, but that level of return is of little use to us and had you backed at ISP you would have made a very small loss.

But whatever you say, year on year, that strike rate is pretty consistent, and in the worst year, 2017, you would have lost less than £20 for a £1 stake to win on every selection.

### Breakdown of Date (Year)

The year the race was ran in

To add in criteria, select as appropriate and press Go. Otherwise click any tab to continue with this system unchanged.

Add	Criteria	Bets	Wins	Win%	P/L(SP)	Places	Place%	Races	Race%	ROI(SP)	P/L(BF)	ROI(BF)	Lay(BF)	ROI(L)	Pic(BF)	Pic%(BF)	P/L(Pic)	Lay(Pic)	MxOdd	A/E
<input type="checkbox"/>	2016	114	65	57.02	14.32	74	64.91	114	57.02	12.56	17.6	15.44	-23.56	-15.66	85	77.98	2.28	-4.86	7.00	1.04
<input type="checkbox"/>	2017	134	63	47.01	-17.69	79	58.96	134	47.01	-13.2	-12.4	-9.26	5.77	3.2	90	70.87	-6.3	2.83	8.00	0.87
<input type="checkbox"/>	2018	92	44	47.83	-4.96	54	58.7	92	47.83	-5.39	-2.05	-2.23	-2.77	-1.98	60	75.95	-2.66	0.34	7.00	0.96
<input type="checkbox"/>	2019	73	38	52.05	1.71	49	67.12	73	52.05	2.34	3.15	4.32	-6.91	-6.46	50	79.37	8.81	-10.61	5.50	1.04

Those trainers are all pretty familiar we are sure to even a novice punter and in the main we generally assume that finding a profit from such trainers is difficult, or profitable angles have already been found and used up.

### Kim Bailey

Of the above 210 winners, Kim Bailey's yard has found 13 of them from 22 runners over the period in question

11 of those 13 winners have come when running over 2m5-3m.5f.

Take a look at the Return On Investment to ISP. 37.80%. We'd be happy with that, and that very steady profit would have been accrued each year.

Performance of System Based on Below Set Criteria.																				
Bets	Wins	Win%	P/L(SP)	Places	Place%	Races	Race%	ROI(SP)	P/L(BF)	ROI(BF)	Lay(BF)	ROI(L)	Pic(BF)	Pic%(BF)	P/L(Pic)	Lay(Pic)	MxOdd	A/E		
15	11	73.33	5.67	11	73.33	15	73.33	37.8	6.54	43.57	-7.29	-45.68	9	75	-1.69	1.37	2.63	1.37		

You currently have 7 categories with specifications in your system.

**Race Data** - All of these categories specify only the types of races included.

<input checked="" type="checkbox"/>		UK/Ireland	<b>United Kingdom</b>
<input checked="" type="checkbox"/>		Race Code	<b>National Hunt</b>
<input checked="" type="checkbox"/>		Race Distance	Between <b>2m5f</b> And <b>3m.5f</b>
<input checked="" type="checkbox"/>		Race Type	<b>Novices Chase</b>
<input checked="" type="checkbox"/>		Date (Year)	<b>2016</b> <b>2017</b> <b>2018</b> <b>2019</b>

**Horse Data** - These categories specify the individual traits of each horse in THIS race.

<input checked="" type="checkbox"/>		Fcast Favism Status	<b>Favourites</b>
-------------------------------------	--	---------------------	-------------------

**Trainer Data** - These categories specify characteristics of the trainer of the analysed horse.

<input checked="" type="checkbox"/>		Trainer	<b>Bailey, K C</b>
-------------------------------------	--	---------	--------------------

**System 7: Back Kim Bailey Novice Chasers running over 2m5f-3m.5f when the FORECAST favourite.**

## Brian Ellison

Over the period Brian Ellison has 8 winners from 11 runners and a 72% strike rate and a 34.73% ROI to ISP.

2019 so far is running at a very small loss of 0.80 points, but interestingly of those 8 winners only 2 were in the 4<sup>th</sup> quarter of the calendar year.

It's worth putting a pound or two on from January 2020 onwards if Brian Ellison has a FORECAST favourite running.

## Harry Fry

Performance of System Based on Below Set Criteria.																		
Bets	Wins	Win%	P/L(SP)	Places	Place%	Races	Race%	ROI(SP)	P/L(BF)	ROI(BF)	Lay(BF)	ROI(L)	Pic(BF)	Pic%(BF)	P/L(Pic)	Lay(Pic)	MxOdd	A/E
19	7	36.84	-2.45	8	42.11	19	36.84	-12.89	-1.56	-8.21	0.41	1.19	9	56.25	-3.21	2.56	5.00	0.84

You currently have 6 categories with specifications in your system.

**Race Data** - All of these categories specify only the types of races included.

<input checked="" type="checkbox"/>		UK/Ireland	<b>United Kingdom</b>
<input checked="" type="checkbox"/>		Race Type	<b>Novices Chase</b>
<input checked="" type="checkbox"/>		NH Race Type	<b>Chase</b>
<input checked="" type="checkbox"/>		Date (Year)	<b>2016</b> <b>2017</b> <b>2018</b> <b>2019</b>

**Horse Data** - These categories specify the individual traits of each horse in THIS race.

<input checked="" type="checkbox"/>		Fcast Favism Status	<b>Favourites</b>
-------------------------------------	--	---------------------	-------------------

**Trainer Data** - These categories specify characteristics of the trainer of the analysed horse.

<input checked="" type="checkbox"/>		Trainer	<b>Fry, Harry</b>
-------------------------------------	--	---------	-------------------

There are not a lot of positives here.

Significantly lower strike rate to the other trainers we have seen so far and a sizeable negative ROI.

4 of the 7 winners had had a previous run in a Novice Chase, but backing them blindly would see you just break even.

No system for us here.

## Warren Greatrex

Performance of System Based on Below Set Criteria.																		
Bets	Wins	Win%	P/L(SP)	Places	Place%	Races	Rate%	ROI(SP)	P/L(BF)	ROI(BF)	Lay(BF)	ROI(L)	Pic(BF)	Pic%(BF)	P/L(Pic)	Lay(Pic)	MxOdd	A/E
13	4	30.77	-4.92	7	53.85	13	30.77	-37.85	-4.69	-36.05	4.01	16.29	8	66.67	-1.02	0.66	6.00	0.67

You currently have 6 categories with specifications in your system.

**Race Data** - All of these categories specify only the types of races included.

<input checked="" type="checkbox"/>		UK/Ireland	<b>United Kingdom</b>
<input checked="" type="checkbox"/>		Race Code	<b>National Hunt</b>
<input checked="" type="checkbox"/>		Race Type	<b>Novices Chase</b>
<input checked="" type="checkbox"/>		Date (Year)	<b>2016 2017 2018 2019</b>

**Horse Data** - These categories specify the individual traits of each horse in THIS race.

<input checked="" type="checkbox"/>		Fcast Favism Status	<b>Favourites</b>
-------------------------------------	--	---------------------	-------------------

**Trainer Data** - These categories specify characteristics of the trainer of the analysed horse.

<input checked="" type="checkbox"/>		Trainer	<b>Greatrex, W J</b>
-------------------------------------	--	---------	----------------------

He may be in the top 12 when it comes to Novice Chasers (according to the BHA there are currently some 600 licensed trainers in the UK covering both National Hunt and Flat racing), but 4 winners from 13 and a negative ROI of 37.85% mean we will step away from this one.

Of those 12 trainers above 5 of them are currently the Top 5 Jumps Trainers according to the BHA based on prize money.

Rank	Trainer	Wins	Prizes	Runs	Prize Money
1	Dan Skelton	86	248	450	£871,067.03
2	Nicky Henderson	56	97	207	£838,249.85
3	Paul Nicholls	40	117	203	£811,847.14
4	Colin Tizzard	35	138	235	£681998.13
5	Nigel Twiston-Davies	48	130	241	£665,486.99

So we will look at those together a little later on.

First let's take a look at Philip Hobbs.

## Philip Hobbs

A well-known name, but as with Harry Fry, Hobbs may be in our Top 12 but just 5 winners from 20 runners and a negative ROI of 43.35% means we'll leave his runners alone.

Performance of System Based on Below Set Criteria.																		
Bets	Wins	Win%	P/L(SP)	Places	Place%	Races	Race%	ROI(SP)	P/L(BF)	ROI(BF)	Lay(BF)	ROI(L)	P/c(BF)	P/c%(BF)	P/L(P/c)	Lay(P/c)	MxOdd	A/E
20	5	25	-8.67	7	35	20	25	-43.35	-7.88	-39.42	6.76	15.94	12	60	-3.19	2.54	5.00	0.61

You currently have 6 categories with specifications in your system.

**Race Data** - All of these categories specify only the types of races included.

<input checked="" type="checkbox"/>		UK/Ireland	<b>United Kingdom</b>
<input checked="" type="checkbox"/>		Race Code	<b>National Hunt</b>
<input checked="" type="checkbox"/>		Race Type	<b>Novices Chase</b>
<input checked="" type="checkbox"/>		Date (Year)	<b>2016</b> <b>2017</b> <b>2018</b> <b>2019</b>

**Horse Data** - These categories specify the individual traits of each horse in THIS race.

<input checked="" type="checkbox"/>		Fcast Favism Status	<b>Favourites</b>
-------------------------------------	--	---------------------	-------------------

**Trainer Data** - These categories specify characteristics of the trainer of the analysed horse.

<input checked="" type="checkbox"/>		Trainer	<b>Hobbs, P J</b>
-------------------------------------	--	---------	-------------------

## Alan King

Another racing stalwart and well-known name is Alan King.

A 53% strike rate and a positive ROI% lead us to hope that there may be a little more worth looking at here.

Performance of System Based on Below Set Criteria.																		
Bets	Wins	Win%	P/L(SP)	Places	Place%	Races	Race%	ROI(SP)	P/L(BF)	ROI(BF)	Lay(BF)	ROI(L)	P/c(BF)	P/c%(BF)	P/L(P/c)	Lay(P/c)	MxOdd	A/E
28	15	53.57	1.41	19	67.86	28	53.57	5.04	2.71	9.69	-4.19	-12.44	19	76	-0.21	-0.4	5.50	0.94

You currently have 6 categories with specifications in your system.

**Race Data** - All of these categories specify only the types of races included.

<input checked="" type="checkbox"/>		UK/Ireland	<b>United Kingdom</b>
<input checked="" type="checkbox"/>		Race Type	<b>Novices Chase</b>
<input checked="" type="checkbox"/>		NH Race Type	<b>Chase</b>
<input checked="" type="checkbox"/>		Date (Year)	<b>2016</b> <b>2017</b> <b>2018</b> <b>2019</b>

**Horse Data** - These categories specify the individual traits of each horse in THIS race.

<input checked="" type="checkbox"/>		Fcast Favism Status	<b>Favourites</b>
-------------------------------------	--	---------------------	-------------------

**Trainer Data** - These categories specify characteristics of the trainer of the analysed horse.

<input checked="" type="checkbox"/>		Trainer	<b>King, A</b>
-------------------------------------	--	---------	----------------

14 of those 15 winners have come in **Class 3 and Class 4** races.

Performance of System Based on Below Set Criteria.																		
Bets	Wins	Win%	P/L(SP)	Places	Place%	Races	Race%	ROI(SP)	P/L(BF)	ROI(BF)	Lay(BF)	ROI(L)	Pic(BF)	Pic%(BF)	P/L(Pic)	Lay(Pic)	MxOdd	A/E
23	14	60.87	4.91	16	69.57	23	60.87	21.35	6.21	27	-7.46	-29.06	16	80	0.84	-1.29	5.50	1.03

You currently have 7 categories with specifications in your system.

**Race Data** - All of these categories specify only the types of races included.

<input checked="" type="checkbox"/>		UK/Ireland	<b>United Kingdom</b>
<input checked="" type="checkbox"/>		Race Code	<b>National Hunt</b>
<input checked="" type="checkbox"/>		Race Class	<b>Class 3</b> <b>Class 4</b>
<input checked="" type="checkbox"/>		Race Type	<b>Novices Chase</b>
<input checked="" type="checkbox"/>		Date (Year)	<b>2016</b> <b>2017</b> <b>2018</b> <b>2019</b>

**Horse Data** - These categories specify the individual traits of each horse in THIS race.

<input checked="" type="checkbox"/>		Fcast Favism Status	<b>Favourites</b>
-------------------------------------	--	---------------------	-------------------

**Trainer Data** - These categories specify characteristics of the trainer of the analysed horse.

<input checked="" type="checkbox"/>		Trainer	<b>King, A</b>
-------------------------------------	--	---------	----------------

And all of them had run last time out in a **Novice Chase, Handicap Novice Chase or Handicap Hurdle.**

Performance of System Based on Below Set Criteria.																			
Bets	Wins	Win%	P/L(SP)	Places	Place%	Races	Race%	ROI(SP)	P/L(BF)	ROI(BF)	Lay(BF)	ROI(L)	Pic(BF)	Pic%(BF)	P/L(Pic)	Lay(Pic)	MxOdd	A/E	
20	14	70	7.91	15	75	20	70	39.55	9.21	46.05	-10.31	-47.45	15	88.24	2.47	-2.81	5.50	1.16	

You currently have 8 categories with specifications in your system.

**Race Data** - All of these categories specify only the types of races included.

<input checked="" type="checkbox"/>		UK/Ireland	<b>United Kingdom</b>
<input checked="" type="checkbox"/>		Race Class	<b>Class 3</b> <b>Class 4</b>
<input checked="" type="checkbox"/>		Race Type	<b>Novices Chase</b>
<input checked="" type="checkbox"/>		NH Race Type	<b>Chase</b>
<input checked="" type="checkbox"/>		Date (Year)	<b>2016</b> <b>2017</b> <b>2018</b> <b>2019</b>

**Horse Data** - These categories specify the individual traits of each horse in THIS race.

<input checked="" type="checkbox"/>		Fcast Favism Status	<b>Favourites</b>
-------------------------------------	--	---------------------	-------------------

**Trainer Data** - These categories specify characteristics of the trainer of the analysed horse.

<input checked="" type="checkbox"/>		Trainer	<b>King, A</b>
-------------------------------------	--	---------	----------------

**Horse Last Race Data** - Categories relating to the most recent run of the analysed horse.

<input checked="" type="checkbox"/>		(LR) Race Type	<b>Novices Chase</b> <b>Handicap Hurdle</b> <b>Handicap Novices Chase</b>
-------------------------------------	--	----------------	---

And every year under investigation was a positive year.

**System 8: Back Alan King's Novice Chasers when running in Class 3 or Class 4 races and their last run was in a Novice Chase, Handicap Novice Chase or Handicap Hurdle and they are the FORECAST favourite.**

## Neil Mulholland

Although showing a 20% ROI and a very healthy strike rate this is one trainer we will park until the second half of next year.

Performance of System Based on Below Set Criteria.																			
Bets	Wins	Win%	P/L(SP)	Places	Place%	Races	Race%	ROI(SP)	P/L(BF)	ROI(BF)	Lay(BF)	ROI(L)	Pic(BF)	Pic%(BF)	P/L(Pic)	Lay(Pic)	MxOdd	A/E	
16	10	62.5	3.21	11	68.75	16	62.5	20.06	5.71	35.71	-6.63	-27.75	13	100	4.48	-4.82	6.00	1.1	

You currently have 6 categories with specifications in your system.

**Race Data** - All of these categories specify only the types of races included.

<input checked="" type="checkbox"/>		UK/Ireland	United Kingdom
<input checked="" type="checkbox"/>		Race Type	Novices Chase
<input checked="" type="checkbox"/>		NH Race Type	Chase
<input checked="" type="checkbox"/>		Date (Year)	2016 2017 2018 2019

**Horse Data** - These categories specify the individual traits of each horse in THIS race.

<input checked="" type="checkbox"/>		Fcast Favism Status	Favourites
-------------------------------------	--	---------------------	------------

**Trainer Data** - These categories specify characteristics of the trainer of the analysed horse.

<input checked="" type="checkbox"/>		Trainer	Mulholland, N P
-------------------------------------	--	---------	-----------------

That's because of those 10 winners the largest part of them occurred during the months of July through to December.

## The Big Guns

Backing the Forecast Favourite Novice Chasers from the 5 Top Trainers blindly would've seen you just about break even over 2019-to date.

Performance of System Based on Below Set Criteria.																			
Bets	Wins	Win%	P/L(SP)	Places	Place%	Races	Race%	ROI(SP)	P/L(BF)	ROI(BF)	Lay(BF)	ROI(L)	Pic(BF)	Pic%(BF)	P/L(Pic)	Lay(Pic)	MxOdd	A/E	
284	148	52.11	-1.31	182	64.08	284	52.11	-0.46	4.47	1.57	-18.66	-4.93	202	77.1	9.1	-15.94	8.00	0.97	

You currently have 6 categories with specifications in your system.

**Race Data** - All of these categories specify only the types of races included.

<input checked="" type="checkbox"/>		UK/Ireland	United Kingdom
<input checked="" type="checkbox"/>		Race Code	National Hunt
<input checked="" type="checkbox"/>		Race Type	Novices Chase
<input checked="" type="checkbox"/>		Date (Year)	2016 2017 2018 2019

**Horse Data** - These categories specify the individual traits of each horse in THIS race.

<input checked="" type="checkbox"/>		Fcast Favism Status	Favourites
-------------------------------------	--	---------------------	------------

**Trainer Data** - These categories specify characteristics of the trainer of the analysed horse.

<input checked="" type="checkbox"/>		Trainer	Henderson, N J   Nicholls, P F   Skelton, Daniel   Tizzard, C L   Twiston-Davies, N A
-------------------------------------	--	---------	---

Of the 5 trainers though it is **Nigel Twiston-Davies** who appears to have been the only trainer to have generated a positive return consistently.

Performance of System Based on Below Set Criteria.																		
Bets	Wins	Win%	P/L(SP)	Places	Place%	Races	Race%	ROI(SP)	P/L(BF)	ROI(BF)	Lay(BF)	ROI(L)	P/c(BF)	P/c%(BF)	P/L(P/c)	Lay(P/c)	MxOdd	A/E
25	15	60	10.08	21	84	25	60	40.32	10.58	42.31	-12.16	-30.45	21	87.5	7.56	-8.27	5.00	1.3

You currently have 6 categories with specifications in your system.

**Race Data** - All of these categories specify only the types of races included.

<input checked="" type="checkbox"/>		UK/Ireland	<b>United Kingdom</b>
<input checked="" type="checkbox"/>		Race Code	<b>National Hunt</b>
<input checked="" type="checkbox"/>		Race Type	<b>Novices Chase</b>
<input checked="" type="checkbox"/>		Date (Year)	<b>2016 2017 2018 2019</b>

**Horse Data** - These categories specify the individual traits of each horse in THIS race.

<input checked="" type="checkbox"/>		Fcast Favism Status	<b>Favourites</b>
-------------------------------------	--	---------------------	-------------------

**Trainer Data** - These categories specify characteristics of the trainer of the analysed horse.

<input checked="" type="checkbox"/>		Trainer	<b>Twiston-Davies, N A</b>
-------------------------------------	--	---------	----------------------------

### System 9: Back Nigel Twiston Davies Novice Chasers when FORECAST Favourite.

*With little difference between the rate of profit between BFSP and ISP you could look to place your bets either on the exchanges or with a bookmaker and take the benefit of Best Odds Guaranteed.*

## Nicky Henderson

Nicky Henderson is one of the most prolific trainers when it comes to our Top 12 with 86 runners over the period in question and a strike rate of just over 50%.

Performance of System Based on Below Set Criteria.																		
Bets	Wins	Win%	P/L(SP)	Places	Place%	Races	Race%	ROI(SP)	P/L(BF)	ROI(BF)	Lay(BF)	ROI(L)	P/c(BF)	P/c%(BF)	P/L(P/c)	Lay(P/c)	MxOdd	A/E
86	44	51.16	-4.95	51	59.3	86	51.16	-5.76	-3.01	-3.5	-1.14	-1.04	59	73.75	-5.24	3.26	8.00	0.92

You currently have 6 categories with specifications in your system.

**Race Data** - All of these categories specify only the types of races included.

<input checked="" type="checkbox"/>		UK/Ireland	<b>United Kingdom</b>
<input checked="" type="checkbox"/>		Race Code	<b>National Hunt</b>
<input checked="" type="checkbox"/>		Race Type	<b>Novices Chase</b>
<input checked="" type="checkbox"/>		Date (Year)	<b>2016 2017 2018 2019</b>

**Horse Data** - These categories specify the individual traits of each horse in THIS race.

<input checked="" type="checkbox"/>		Fcast Favism Status	<b>Favourites</b>
-------------------------------------	--	---------------------	-------------------

**Trainer Data** - These categories specify characteristics of the trainer of the analysed horse.

<input checked="" type="checkbox"/>		Trainer	<b>Henderson, N J</b>
-------------------------------------	--	---------	-----------------------

50% of those winners have occurred in the first half of the calendar year (Jan – June) so that can bode well for us.

And of those 22 winners 21 have been ridden by resident stable jockeys Nico De Boinville, and Jeremiah McGrath, together with Daryl Jacob.

Performance of System Based on Below Set Criteria.																		
Bets	Wins	Win%	P/L(SP)	Places	Place%	Races	Race%	ROI(SP)	P/L(BF)	ROI(BF)	Lay(BF)	ROI(L)	Pic(BF)	Pic%(BF)	P/L(Pic)	Lay(Pic)	MxOdd	A/E
32	21	65.63	12.19	25	78.13	32	65.63	38.09	13.05	40.79	-14.87	-38.05	26	89.66	5.71	-6.32	5.50	1.16

You currently have 8 categories with specifications in your system.

**Race Data** - All of these categories specify only the types of races included.

<input checked="" type="checkbox"/>		UK/Ireland	<b>United Kingdom</b>
<input checked="" type="checkbox"/>		Race Code	<b>National Hunt</b>
<input checked="" type="checkbox"/>		Race Type	<b>Novices Chase</b>
<input checked="" type="checkbox"/>		Date (Year)	<b>2016</b> 2017 2018 2019
<input checked="" type="checkbox"/>		Date (Month)	<b>January</b> February March April May June

**Horse Data** - These categories specify the individual traits of each horse in THIS race.

<input checked="" type="checkbox"/>		Fast Favism Status	<b>Favourites</b>
-------------------------------------	--	--------------------	-------------------

**Jockey Data** - These categories specify characteristics for the jockey riding the analysed horse.

<input checked="" type="checkbox"/>		Jockey	<b>Boinville, Mr N de</b> Jacob, Daryl McGrath, Jeremiah
-------------------------------------	--	--------	--

**Trainer Data** - These categories specify characteristics of the trainer of the analysed horse.

<input checked="" type="checkbox"/>		Trainer	<b>Henderson, N J</b>
-------------------------------------	--	---------	-----------------------

**System 10: Back Nicky Henderson's Novice Chasers during Jan-June when ridden by Nico de Boinville, Jeremiah McGrath or Daryl Jacob and are shown as the FORECAST Favourite.**

Sometimes, particularly if new to betting, it helps to find a steadier approach, allowing you time to take stock of your actions and settling on and enjoying the pleasure of a winner, while adding a small but steady profit.

At the end of the day there will always be two types of bettors, the outright gamblers and the selective investors.

### Which one will you be in 2020?

For our Gold Members this month we take a look at the remaining 3 of the Top 5 trainers and their novice chasers, together with a look at Beginners Chases, and an angle for the All Weather should the weather in the UK take a turn for the worse.

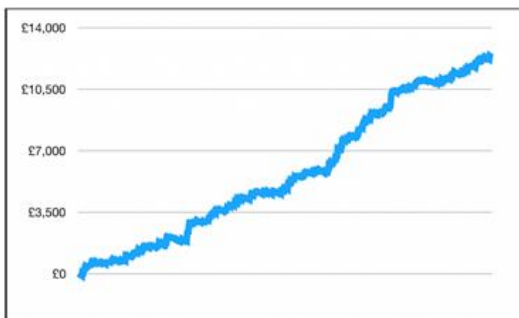
If you would like to upgrade to On Course Profits Gold you can do so for just £24.99 - <https://www.oncourseprofits.com/upgradetogold>

# If You Want to Make a 2nd Income From Betting You Need a **Balanced Portfolio of Top Tipsters, Systems and Strategies**

Betting Insiders is Led by Steve Carter who has Earned 100% of his Income from Betting and Now Along with a Team of Horse Racing Experts He Helps Club Members Achieve Their Betting Goals

## And He Can Help You Achieve Your Betting Goals

The Secret to Consistent Betting Profits is a Balanced Portfolio of Selections



### Portfolio Betting

Everybody, every tipster and every system will have losing runs.

But the biggest reason that punters fail with their betting is because they give up when a long losing run comes along.

That's why we do everything we can to reduce losing runs and the way we do that is by betting the selections from multiple sources, tipsters and systems.

Multiple selection sources mean that when one is losing others will be winning. And we like winning!

Join Today and Get Four Tipping Services +  
Your Weekly Betting Insiders Report from Just  
£23.33 per month

Click Here to Join Betting Insiders  
from just £23.33/month

Register an account on the Betting School site on the next page

# Join the Big Race Value King for this weeks ITV Racing

A Selection in Every ITV Race for £3.80 per Week



Carl Nicholson is Famous for Big Priced Winners & His Biggest Have Come at the Big TV Meetings

Will this week see a repeat of the Vivlos win at 25/1 or Pacha Du Ploder at 22/1

Fountains Windfall at 16/1

Or First Nation, Sands of Maili & Spring Loaded at 14/1

You can find out and join in the Profit with this week's ITV Special

Every Race Analysed and a Bet in Every Race on ITV  
Plus a Nap and Next Best Bet Each Day

[Click Here to Join Carl for this Weeks ITV Bets](#)



Image by [Calvin Tatum](#) from [Pixabay](#)

## Bet Less Win More - A Chat With Gary Boswell

There is an opportunity right now to get involved in a service that is almost guaranteed to make you monthly profits in 2020.

You have probably heard of it but maybe haven't tried it.

The door is only open for a few weeks and after that no new members will be taken. The service is Bet Less Win More from Gary Boswell.

We have interviewed Gary previously in issue 43 but given this big opportunity and the limited time available I wanted to take this opportunity to ask a few more questions about this incredible service.

**Gary thanks for agreeing to answer these questions for our readers. I want to start by asking you to explain the methods you use and the general ethos that sits behind all your betting decisions?**

Cheers Darren. I have been running the multi stranded BOZmail for fourteen years now and have used various methods in my time covering a variety of sports. I was a football and tennis tipster for the newspapers and Betfair.com before that.

Always a student of form with a heart beating on the turf.

The real breakthrough came five years ago following a big win with my shortlist system (which is very ratings based) when I thought it signalled my retirement but in actual fact it triggered instead a new urge to develop a daily horse racing nap system which is what I've been sharing with punters ever since. I call it Less Is More because it was formed quite simply out of my preference for small field races.

I am a staunch believer that every horse must be studied thoroughly to work out the winner – whether or not there is a bet in the race – and where the value might lie. My Dad had always preached the concept of a bet a day keeps the doctor away and that the rhythm and discipline of that is the healthy way to go. Less is More sticks to that.

By backing less I win more. That is a truism I can strongly vouch for and all tipsters I meet these days seem to agree with its ethos. Even the scattergun brigade who tip every horse running every day it sometimes seems to me! That is a temptation in enjoying betting. To practice more rather than less. I do the opposite now as a tipster and have started to become known as steady eddie as a result. Haven't always been this way. Part of the getting older and wiser I suppose.

Always learning.

Methods? Form study. Observation. Analysis and understanding of market.

The latter is the main one these days as the transparency of markets is at our fingertips 24/7.

No excuses for getting a crap price on your fancy any more. Your opportunity to operate as the bookmakers always have is all around you. Buckle up to the form study and reacting to what you see. My method is simply that on Less is More. Of course I have a lifetime's familiarity and back knowledge of racing which also helps. But mostly study the form and study the market. The winners are there.

I get to know horses and I paddock watch (both traits developed more intensely in these past five years since I started publishing Less Is More as the cornerstone of the BOZmail) but all good tipsters do what I do really and maybe the thing that marks me out as different is my attitude to bank management. That would define my general decision making ethos.

I approach it not unlike a banker investing in a new business. Determine guaranteed steady growth. Treat every loser or downturn as a hole to be repaired as quickly as possible (without ever letting the hole or losing streak grow) and most importantly, believe in your ability and never panic if it temporarily deserts you (as it will).

I suppose another way of looking at my approach would be to say that I don't take risks, which seems a ridiculous thing to say about a betting system. But that's what I do. I don't take risks. I know I can pick winners to steady percentages (66% SR with lays in the past 5 years – 25% SR backing winners over same period. That's every day in past five years. Over 1800 days now) and that whilst I shake no foundations of vast wealth, I steadily accrue.

I used the majority of my big win as my stake (from 2013 onwards) and been living that way ever since. I ain't a millionaire (by a long way) but I get by.

And I still like writing about it on a daily basis as you can probably tell from the length of that answer to a simple question!

**I know some of your current members consider your service to be an income replacer. That sounds like a big call for any service! Could you give some real world examples of the level of profit your members are making?**

I don't find it odd that many view it same way as I do and have been round long enough to know that any service purporting to be a successful long term tipping service really has to have that in its possibilities if it's where people want to go. It's not for everybody because of course no matter how confident I come across now after a few years at it; it is always the sort of game that can defy past scores.

I haven't got immune to that yet but I work bloody hard these days at the first sign of trouble and am always reviewing and never afraid to change things when I see something better. That's the great thing of narrowing down to one bet a day all the time. You get to throw out a lot of dead wood all the time.

Of course I have modest requirements from the income earning stakes.

I used to be a full time poet so am used to living on fresh air and when my Audi packed in this year after a solid ten year stint in which I also drove part time for a living prior to 2013 (often ferrying stable lads and lasses around which is a job I still miss) the scrap man who towed the dead Audi away pointed me to a car that runs on fresh air! I've driven it ever since and so now I can live on even less!

The maths is this.

I recommend starting Less Is More with a 20 point bank which at £100 per point means a 2k starting fund.

That grows between 200 & 250% per annum based on last five years' scores (2019 has been one of the lowest scorers but only by just under 10% and there are reasons for that which I'll come back to later) and thus your £2k bank started in December 2019 is now around £6 - 6.5k providing you've kept the discipline and played every day and worked hard at getting best prices that you can. And not spent any of the winnings!

That 6k as a bank for year two can expect to grow to a minimum £18k by end of year two if you have the requisite belief and discipline and work-time to get the bigger bets on. So in two years you clear £16k so I don't expect anyone to necessarily give up the day job immediately based on that and you are basically looking at using year one to fund a stab at going full time in year 2 if you have the personality and the temperament for it.

The key being that I also work very hard to not to go into bank if at all possible (sometimes I need the right race days to come along at the start of a cycle but I practised at that after first two years and have gotten better now so that in 2019 we didn't dip into bank at all after day one. That's a target I'll set every year now).

There have been a few doing that through 2019 for whom 2020 promises to be a new start in life and I'll be working flat out to make sure their success is upheld. I did say I could live on a pittance and I do. 6k per year sees me through these days. I am too busy watching racing to ever go anywhere or spend anything! That won't be everybody's cup of tea I don't suppose.

Think about it. Several people do it differing ways. Depends on your personality and your ability to manage stress levels perhaps. And your patience and your discipline and your ability to handle downturns and not panic. Ideally I see it as you following the BOZmail for a while – two years or three at the most and then branching out on your own with what you've learned. There are several in that boat from my 14 years in the game so far. And it's cumulative. BetLessWinMore already brings the BOZmail too many more than have received it before. That can't really go on for ever.

We may have already reached our ceiling. 2020 will perhaps tell us if that is so.

**There is a big focus on staking and risk versus reward with your bets; could you tell us a bit about how you maintain this balance?**

I see it as common sense really. Same as why gambling per se is not a good way to guarantee a long term income. Fiscal prudence is paramount.

All the things they taught me as a teenager working for the NatWest (and which I ignored as a full time poet!) and what Dickens describes brilliantly in David Copperfield with his Mr Macawber speech (a character based on his feckless gambling Dad – just think, if John Dickens had been my Dad – the books I might have written!!).

Annual income twenty shillings, annual expenditure nineteen shillings and sixpence. Result happiness. Annual expenditure twenty shillings and sixpence. Result misery. Don't risk your hard earned unless you have done the work beforehand.

Both my Mom and Dad drilled that into me and led by example. Fair to say I ignored them for a good fifteen years or so between the ages of 23 and 40. A man has to sow his oats! (My excuse) My years in the bank were before then however and I never forgot what I learned there. I spent some time training on stock exchange trading. Twenty odd years before the invention of Betfair. What comes around goes around.

Risk v reward is everything. Risk v potential loss even more so. Especially on days after a loser. You must steady the ship. Redouble the efforts. Study till your eyes hurt. Make sure your pick is as good as you can get it (that's me here) and the price you take likewise (that's your job).

**Not many services manage to make it through the year without a losing month; I know this is a big focus for you. Could you tell us a bit about how you manage your account to achieve this?**

I think that's the same as the above. Can't think of a better answer anyway. I don't like losing.

I'm a lifelong competitive chess player and maybe that taught me to do all in my powers to avoid the bum feeling that a loser brings with it. I'm determined. It means I take less and less risks as the month goes on to ensure no creep into the red. I practice profit protection whenever the day's fancy isn't mega strong and am totally focussed on the importance of breaking even (short term) so that every good winner I pick doesn't have to pay for any losers. Pure profit. The realisation of that ethos is perhaps my biggest cornerstone born out of many years of finding good winners quite hard to find (value ones I mean). I still do.

60% of the time – perhaps as much as 80% of it with Less Is More – is grinding out the small profit lays and I've gotten more and more content with that as I've gone on. In November 2019 just finished, I had a nine day and a seven day unbroken winning lay streak (punctured by three losing days in the middle and three at the end) and was heading for just a meagre 2 point profit month until I landed only the second actual backed winner of the month at 22/1 (second biggest priced winner of the year – The Jugopolist at 50/1 in March being the biggest) to make it a 4.5 point profit month by the end.

Only fifth most profitable month of the year but the most classic example of LIM in its essence.

Lots of daily grinding consistency (when it's going well) breaking even or close to (when it's not) and then a proper winner (which was the first double figure price winner since August) to boost the gradual annual growth figure nicely. That annual monthly growth figure always goes forward. Sometimes not by much. I'm fixated on that as an ethos and my bank management skills and tipping ability has seemingly developed to allow me to practice it. The rest is patience, temperament and refusal to panic. All of them inbred.

**This year you are only taking members for the full year and won't be taking any members after January 31st, could you explain the reasoning behind this and how it will benefit those that do join?**

We come to the reason 2019 was around 10% less growth figure than previous years which have always been annual subscriber only years. I naturally set the BOZmail up for that. I always knew it wasn't for the get rich quick brigade or the lazy arses either. There is work involved in making LIM pay. Commitment required too. I spoke today to a new member bemoaning missing this month's already posted good winner and thus struggling under a higher number of lay loser week than is normal.

Those committed among us are still ok and ahead (just) as so far this month, the good winner has paid for a few losers. Only a week in. That can always happen.

I don't set the races each day and can only work with what is there. Some spells are less rewarding than others. You fail in commitment and already you are playing catch up. Chasing losses even. Everyone knows that isn't what you want. I don't do chasing losses. You can't. With a spurt of losers – even two days – which is all I've had here, I start pulling in the coat tails. So without the good winner, I'd be looking at perhaps a week or ten days to recover. That has hardly happened at all this year and this time also, the winner came first so it's more a case now of working madly to ensure I don't slip into red for the month. That will happen if tomorrow's loses. Then I shift to mega cautious feel my way out mode. Reducing risk to as near to zero as I can get it.

LIM can be that attritional at times. September almost always is. And January. Plus February and May this year. All around break even months. Next year I try without January and September just to give myself a break. I successfully tried that in 2017. Spent the time trying to work out why some months were tougher. Got some answers but still don't understand January. Think it may even be hormonal in me.

Post Xmas (best racing time of the year for me) and my birthday month. The bumper of annual realisation youth has long gone! No idea whether I actually believe that. Time to ask my shrink I would think! Anyway, in 2020, January gets a bit of a wide berth (will just be finishing the end of the monthly sub service for a few of the early days of January).

Which brings me back to why annual subs next year and a closed shop approach. Mainly because I began to notice as I went on in 2019 that I was being even more cautious than normal in my bank management staking advices – conscious each month that there were new players coming in all the time without the cushion we long termers had built up to reinvest.

The awareness was always a background one but a negative one and I found myself going cautious even on my most bullish days not wanting the newcomers to go into the red if it went wrong (which of course it always can). Perhaps it shouldn't have made a difference and to begin with I didn't notice it but that was because Jan and Feb weren't great anyway so caution had been required for all. In April we had the Jugopolist moolah to reinvest but it started to dawn that not everyone had that so I started to metaphorically bank what I would normally at least 5% to 10% intend to reinvest.

This year we are all working from same sort of bank score (so long as no-one misses a day! Not allowed!!) So the bullish days will be staked up 10% on average as we go through the latter parts of the year. 20% up by December if it's all gone to plan.

The closed shop is more pragmatic. We don't always influence the markets that much with the numbers we are at (Glance Back in November drifted from early tissue of 9/1 to ISP of 16/1 and over 20s on BSP and exchanges – largely because of a well touted fav that we laid running a stinker at odds on) whereas this month's good winner was clobbered by LIM and the BOZmail. 10/1 down to 9/4. Not just us of course. Stable were also on. And nothing else mega strong in the market in a wide open race. That is going to happen. The more so the bigger we get. Hence the ceiling comment earlier. Incumbent on all who sign up to show discretion for the benefit of themselves and all the members as we go on. Stakes will be increasing this year. We are likely to shake a few more shoes and will need to work harder than ever to get our price. Early bird that best catches the worm!

**Finally we know that the service is very profitable, we also know that you teach your followers advanced strategies that further boost the profits and reduce the risks, could you talk a bit about this advanced strategies?**

Next year's big focus will be on paddock watching. In the flesh but also how you can do its basics on the TV. All big stake bets should undergo a paddock watch I advise. You can learn so much there that the formbook cannot reveal. You become a trader more than a gambler with it but that is true of a lot of my ethos these days and even basic LIM has basic trading principles inherent. You are playing both ends of the market.

Back and Lay. And some do all LIM now as trades on all selections I know. That kind of caution as stakes increase is only prudent in my eyes. Gamblers may disagree. LIM can be played by both with success. Who wins most in the long term? You tell me.

Gamblers probably but don't quote me on that. I am both these days and my natural caution and love of a punt tends to dictate which on any given day. I don't teach trading other than by example. I'll always talk it with those interested. But as with Macawber quote, principle is simple. Buy Low. Sell High.

How you do that in practice comes in a myriad of methods. Devise the one to suit yourself from the starting blocks I provide. That's it these days. One of my followers this year backed Noble Glance as the 40/1 outsider in a 3 horse Fontwell LIM race as part of his developing trading practice. I hadn't mentioned the horse. Got the favourite beat and saw my second fav selection get chinned on the line by the 40/1 shot. Needless to say his points profit for the year outscores mine! By quite a lot!

That's how it works. I'm the tipster; I identify the race to play in. Many a gambler out there better than I am at making it pay handsomely!

If you want to be a part of Gary Boswell's 2020 success you can find out more here <https://betlesswinmore.co.uk>

# Ex Pro Footballer Earns his Living Betting Top Grade Horses in High Class Races

Join Him and **You Can Win Consistently** Without Long Losing Runs Even if the Bookies Have Closed You Down



Brett Love comes from a long line of horse racing experts, pro gamblers and tipsters. So in many ways when he landed an apprenticeship with West Bromwich Albion and went on to sign his pro footballer papers he was letting the family down.

But when tragedy struck and injury cut short his football career there was only one place to turn to replace his players salary. Pro Gambling!

## Winning at Starting Prices is the Holy Grail of Horse Race Betting

Fast forward 30 years and Brett is now one of the few people that can make a living from betting on the horses even when he's restricted to starting prices.

Very few can make it pay that way and the vast majority of punters rely on Best Odds Guarantees or snatching prices at Betfair before the market is fully liquid.

[Click Here for an On Course Profits Exclusive Offer](#)



[cc-by-4.0](https://creativecommons.org/licenses/by-sa/2.0/) - © [Richard Humphrey](https://www.geograph.org.uk/p/4962391) - [geograph.org.uk/p/4962391](https://www.geograph.org.uk/p/4962391)

# Fakenham Racecourse

In last month's OCP magazine I looked at Newbury racecourse. This month I'm heading to East Anglia and the small but homely National Hunt track at Fakenham. As before in this series of articles on British racecourses, I will look briefly at the track's location, history, configuration and will also highlight some significant track stats.

## History and Location

Fakenham racecourse is in the county of Norfolk, located just a mile south of the market town of the same name. Racing takes place at the course throughout the winter.

Racing in the area first began at East Winch, near to Kings Lynn in the late 19th century where the West Norfolk Hunt raced. Persistent heavy ground at that venue saw the Hunt look for a more suitable site. They eventually settled on the site of the present racecourse. The first meeting at the venue took place on Easter Monday 1905. The meeting proved such a success that hurdle races were introduced in 1926. The course is no longer run by the local Hunt but remains the location for West Norfolk Hunt's Point to Point fixtures.

You would hardly say many places in England are remote, but Fakenham is one of those places. The best way to get to the track is drive.

For those coming by public transport the two nearest mainline train stations from the course are Kings Lynn, about 20 miles away and Norwich about 25 miles away. Then it's either the X8 bus service from Kings Lynn or the X29 service from Norwich which both run past the racecourse.

One of the track's biggest races of its season is the Fakenham Silver Cup a two-mile handicap hurdle that is run each spring. The most valuable race is the Norfolk National a handicap chase run over a marathon 3m 5f.

## **Track Configuration**

A left-handed course, almost square in shape, with a circumference of about a mile. The steeplechase course is situated to the outside of the hurdle course and consists of six fences per circuit, with the open ditch as the penultimate obstacle.

It's a very tight track and the run in from the last, both over [fences](#) and [hurdles](#), is a short one.

Given the sharp nature of the track you would expect it to suit the nippier type rather than big galloping horses. That is partially correct but given the ground can be more testing than the official going description suggests you still need a horse that has the stamina to see out the distance of its race.

Front runners and horse that can jump quickly do well at the course. Getting a good position around the tight bends can be vital in a race and the short run in after the last means hold up horses don't have much time to catch the more prominently run rivals. Situated on the outside of the hurdle course and consisting of six fences per circuit is the steeplechase course.

## **Fakenham Racecourses Stats**

As ever let's begin by looking at some general stats including favourite stats at the course since 2015.

The stats below are from Jan 1st, 2015 to the time of writing (10/12/19) and cover all jump meetings at the course.

Once again, I am using the ever useful [www.horseracebase.com](http://www.horseracebase.com) for all the stats. Let's begin by looking at some general meeting stats from the last five years. Beginning with the fate of the favourites both clear and joint.

The results below contain 364 winners from 2314 runners 765 placed

## **Favourites**

Clear favourites have produced the following set of results:

**101 winners from 307 runners 33% -39.98 A/E 0.89 183 placed 60 %**

Breaking those results down into handicap & non-handicap races gives us:

**Non-handicap – 58 winners from 140 runners 41% -13.62 A/E 0.91 99 placed 71%**

Chase – 22 winners from 39 runners 56% -3.43 A/E 0.93 23 placed 59%

Hurdle – 33 winners from 87 runners 38% -17.86 A/E 0.78 61 placed 70%

NHF – 5 winners from 15 runners 33% -6.02 A/E 0.66 10 placed 67%

**Handicaps – 64 winners from 196 runners 26% -26.36 A/E 0.85 116 placed 59%**

Chase – 31 winners from 95 runners 33% -15.69 A/E 0.85 52 placed 55%

Hurdles – 33 winners from 101 runners 33% -17.31 A/E 0.86 64 placed 63%

Digging a bit deeper let's focus on favourites that won their last race and those favourites who had finished outside the first three on their last start.

- **Favourites that won their last race have produced – 48 winners from 120 runners 40% -3.37 A/E 0.98 74 placed 62%**
- **Favourites that had finished outside the top four on their last start produced – 26 winners from 78 runners 33% -16.03 A/E 0.8 47 placed 60%.**

**Summary:** Favourites are under performing overall at the track and only favourites that had won last time out are where you want to be regarding the all-important A/E stat.

## **Trainers and Favourites:**

If you're a favourite backer. Here are the best performing trainers when the money is down:

**David Pipe** – 5 winners from 8 runners 63% +0.07 A/E 1.08 7 placed 88%

**Henry Daly** – 3 winners from 5 runners 60% +4.88 A/E 1.83

**Stuart Edmunds** – 3 winners from 5 runners 60% + 0.41 A/E 1.04

**Neil Mulholland** - 8 winners from 16 runners 50% +1.26 A/E 1.13 11 placed 69%

**Summary:** Not many qualifiers but the above four trainers' favourites are worth noting at Fakenham.

## Jockeys and Favourites:

Which jockeys have done the business when the money is down for favourite backers?

**Daryl Jacob** – 3 winners from 5 runners 60% +2.96 A/E 1.71 5 placed 100%

**Tom Scudamore** – 4 winners from 7 runners 57% -0.48 A/E 1.11 5 placed 71%

**Nico De Boinville** – 8 winners from 14 runners 57% +1.52 A/E 1.14 11 placed 79%

**James Bowen** - 4 winners from 8 runners 50% +1.7 A/E 1.14 5 placed 63%

**Ciaran Gethings** – 3 winners from 6 runners 50% +1.7 A/E 1.18 5 placed 63%

## General Course Stats:

- **Odds SP: 18/1 & above – 9 winners from 486 runners 2% -241 A/E 0.64 38 placed 8%**

- **Previous course winners provided 63 winners from 335 runners 19% +0.18 A/E 0.97 128 placed 38%.**

**Summary:** Given the nature of Fakenham racecourse not surprisingly it's a track where previous course winners do well. Nearly one in five of the races at the track have been won by a previous course winner.

## Trainer Stats and Angles

Here are a few interesting trainer track stats. That will hopefully enable you to identify some winners at Fakenham's remaining fixtures this season.

On this occasion I have concentrated on those runners with an odds threshold of 10/1 for the handicap trainers.

### 1. Trainers & Handicap Hurdle Runners (10/1 & under)

**Noel Williams** – 2 winners from 3 runners 67% +7.5 A/E 3.75

**Jamie Snowden** – 2 winners from 3 runners 67% +10 A/E 3.7

**David Pipe** – 3 winners from 5 runners 60% +3.62 3 placed 60% A/E 1.86

**Neil Mulholland** – 11 winners from 23 runners 48% +25.49 A/E 1.63 15 placed 65%

**Christian Williams** - 5 winners from 11 runners 45% +5.79 A/E 1.78 6 placed 55%

### 2. Trainers & Handicap Chase Runners (10/1 & under)

**Paul Nicholls** – 2 winners from 3 runners 67% +4.5 A/E 3.08

**Oliver Sherwood** – 5 winners from 9 runners 56% +19 A/E 2.97

**Michael Scudamore** – 2 winners from 4 runners 50% +3.1 A/E 1.54

**Henry Daly** – 3 winners from 6 runners 50% +3.13 A/E 1.63

**Pam Sly** – 3 winners from 8 runners 38% +0.55 A/E 1.44 4 placed 50%

### **3. Trainers & Race Class – Handicaps (10/1 & under)**

**Oliver Sherwood (Class 4)** – 3 winners from 6 runners 50% +15.5 A/E 3.19 4 placed 67%

**Ollie Murphy (Class 5)** – 8 winners from 18 runners 44% +6.96 A/E 1.42 12 placed 67%

**Christian Williams (Class 5)** – 4 winners from 9 runners 44% +4.04 A/E 1.58 6 placed 67%

**Christian Williams (Class 4)** – 4 winners from 9 runners 44% +7.25 A/E 1.68

**Neil Mulholland (Class 5)** – 6 winners from 14 runners 43% +4.31 A/E 1.34 8 placed 57%

**Oliver Sherwood (Class 3)** – 3 winners from 7 runners 43% +6 A/E 2.04

### **4. Trainers & NHF Races – Racecourse Debutants (All odds)**

**Lucy Wadham** – 3 winners from 8 runners 38% +14.5 A/E 2.86 5 placed 63%

Hopefully you enjoyed this brief look at Fakenham racecourse and some of the track's stats.

Until next time.

# Upgrade to On Course Profits Gold

Click Now to Upgrade to Gold



## On Course Profits - Gold

Most of the content in On Course Profits is Free.

But with betting if you share the best strategies and systems with thousands of readers then they will stop being effective as they get over-bet.

To counter this we keep the very best content for the serious punter.

That content goes to our On Course Profits Gold members and features in the monthly Gold Edition.



++ Bonus ++

Sign up for Gold today and we'll send you Nick Hardman's Race Trends guide.

Nick Hardman has proofed over 1600 points profit since December 2014 with his Big Race tips which he finds using his Race Trends method.

In Race Trends Nick teaches the exact method that he uses to quickly find the big priced winners of many of our classic races each season.

Click Now to Upgrade to Gold

# Racing Expert Reveals How to Turn £10 into £2830 or Even £100 into **£28,302**

Now You Too Can Make Effortless Profits - Only Takes 5 Minutes!

Works for ANYONE. Even if you are 100% New to Horse Racing.

Check out our Horse Racing Results:

- ✔ Make as much as £4013 a month!
- ✔ Get Winners at Odds up to 28/1
- ✔ Long Term 18.43% Profit Margin
- ✔ No Long Losing Runs - 41% Strike Rate

Tips	Win Rate %	ROI %	Profit
1574	41.54	18.43	£28,302



**RACING EXPERT**

## A Q and A with Steve G of Racing Expert

**Hi Steve, and many thanks for joining us this month, first off would you start by telling our readers a little about yourself and your background?**

I grew up in a small village in Lancashire and I'm married with two wonderful children. I've been interested in gambling all my adult life, but got into providing professional gambling advice when I released my Midas Method service.

**Would you say that you have a "typical" working day, and how would you describe it?**

In some senses I have a similar working day to most, I'm at a computer from around 8-5 mon-fri and also Saturday morning working on tipping and I also research potential future betting strategies. Holidays are difficult for me, as I have to take my laptop and work out the tips each day.

I don't tip Sundays or Mondays as I think it's good to have break and refresh for the next week, besides racing on these days isn't particularly brilliant.

**What do you think of the world of sports tipping in general and what do you think people are in search of when it comes to their hunt for a successful tipster?**

I think it's got a lot better. There are so many sites and plenty of excellent tipsters to choose from whatever you are interested in. Some really good stuff is out there and obviously some not so good. I think people want reliability which is what I strive for; no one is comfortable with long losing runs, even if there is profit on paper so I'm always conscious of making the strike rate acceptable as well as profit.

**Do you regularly bet yourself? What style of approach do you take to your betting? What do you think of staking plans, loss retrieval systems etc.?**

My life is in gambling so I bet a lot. Although I'm a fairly risk averse person so I take a cautious approach to my betting. I nearly always bet with 100 point banks over the various systems I have with level 1 point win or 0.5 point each way bets.

**What attracted you to the world of horse racing and what do you enjoy most about the sport?**

My uncle owned a few horses back in the 1990s so I first got into it that way. I just think the sport is so much more exciting and immediate than other sports which often are a slow burner, particularly too bet on. I also love the fact that each race is a different puzzle to solve and that it's a really intelligent sport in which knowledge is rewarded.

**What led you into the world of racing tipsters and what do you feel you can offer racing enthusiasts and punters that other tipsters can't?**

I've had various methods and tips services I've released starting with the Midas Method. I was doing well with my own personal bets so was confident I could do well for other people online and it really snowballed from there. I worked for a bank previously and didn't like my job and I'm much happier now I'm in horse racing.

**What traits do you think a good racing tipster should possess and what do you think the average punter is looking for from a tipping service?**

It's actually a tough and difficult job, possibly more than some realise. I think most good tipsters have good mathematical skills above anything. You can love horse racing, but if you can't process stats and form you won't do very well. There is also a psychological aspect to being a good tipster so you have to keep a level-head. Losing runs are tough and it's important to know when to change the approach and when to not react emotionally to something that isn't working over the short term but is a sound strategy.

**New and old punters alike can struggle to make a success of their betting. If you could give them just one piece of advice to improve their profitability what would it be?**

Bet less. Some days the weather is rubbish, or the racing is low quality and you do not want to waste precious money placing bets you really don't need to place. Some races are harder to read than others too, so if the puzzle can't be solved simply move on to the next race or the types of race you are most comfortable betting on.

**What would you consider to be a highlight of your racing experience to date? Do you have any personal racing / betting experiences which when reflecting back brings a smile, or for that matter any which bring a grimace; you can share with our readers?**

Obviously I'm proud of my record as a tipster and any positive feedback I get or winning months is always special. Racing Expert is on 16.2% ROI for the year to date and 18.43% since 2016. More specifically when I have released software in the past such as the value tips software this has been an enormous amount of work to both test and come up with this systems as well of the challenge of working with a developer and getting things automated. In terms of a more embarrassing experience, I had a terrible day at Doncaster racecourse one year. In which I lost every bet despite a hefty amount of research, while my wife was up £100s simply betting on the horses with the best sounding names.

**What about the gambling industry, is there anything you like to see changed there? Many website forums are full of criticisms of the bookmakers and their treatment of their customers? Is this something you have an opinion on?**

The main issue I have is punters getting restricted. Obviously every bookie has the right to deny a customer just like any other business, but if say a punter has lost £1000s for years and then starts to improve and places a string of bets a computer deems "high risk" and can't get a reasonable sized bet on? That is a real scandal. A good bookmaker should be able to set its odds so they have a balance of winners and losers and they take an edge without the need to restrict.

**What do you do to relax and unwind? What interests have you outside the world of horse racing?**

I'm a keen gardener which keeps me busy in the warmer months and I find both relaxing and rewarding. I also like to play guitar when I fancy a break from racing.

You can find out more about Steve's Racing Expert service [here](#)

# **REVEALED:** The secret to finding **67%** of all handicap chase winners!

Understanding this key element  
of race analysis could have  
won you £18,000 (£10 bets) in  
the last 5 years!



Download your **FREE** report  
**HERE**



[cc-by-4.0 - https://www.flickr.com/photos/vegaseddie](https://www.flickr.com/photos/vegaseddie/)

## January Acorns

It's Happy New Year or Merry Christmas depending when you are reading this article. There's plenty of high-class racing over the Festive period. Indeed, I seriously looked at doing a Christmas themed article but given you may be reading this after Boxing Day. I decided it would be wise not to.

I'm not a big fan of January. If you're like me, you will hate January. It's the bleakest, darkest month of the year and I can't wait to see the back of it. Also compared to the previous two months the big race action just doesn't quite hit the spot either. I could have done another article on trainers who excel with their runners in heavy ground which I did last year but given we hardly saw much heavy ground again maybe not. That said I think we we'll see more mud this time around.

Anyway, instead of doing any of that I have decided to highlight those trainers who do better than expected in the very highest class of National Hunt races.

As ever the excellent [www.horseracebase.com](http://www.horseracebase.com) with its mine of detailed information and stats is the starting point for this month's investigation.

Before analysing further. To keep the data as relevant as possible, my starting point is all National Hunt racing for the last four years only.

The only specific filters I have used at this point are that the runner's SP is 20/1 or shorter and the trainers had a minimum of 25 runners in the period under research.

## **Trainers in National Hunt Class 1**

### **Use the A/E & Chi Stats**

For those of you have read my previous articles you will be aware of how highly I regard the A/E stat but for those new to my writings. Here's what I mean when I talk about the A/E and Chi Stats.

#### **A/E Stat**

The A stands for Actual whilst the E stands for Expected and the stat shows the actual winners to expected winners.

The A/E stat is simply a great way to find value bets, or of course value lays. If a given stat has 'more winners than expected' then you have found a good 'value bet' and conversely if a stat has 'less winners than expected' then this is an indication of a bad 'value' for bet.

As a quick rule of thumb for the 'newbies' amongst you:

- **A/E Index of 1.00 is as expected**
- **A/E figure below 1.00 indicates runners are winning fewer times than the odds imply**
- **An A/E figure above 1.00 is indicative of runners winning more regularly than expected**

I personally look for an A/E index figure of at least 1.25 for back systems.

#### **Chi Stat**

The other stat that I like is the Chi Score. For those readers new to the term. It's simply this. The chi squared test is used to indicate if the results are due to luck or skill. A low Chi score means that the results are mostly likely to be random. Meanwhile, a high chi score means the results are less likely to be down to chance or randomness.

I know some people who will look for a Chi score higher than 5 but I am more than happy to see one at around 3.

Both those stats in combination with a decent sample size, as gauged by the number of expected winners, are very useful in finding value betting propositions.

A decent sample size is required to gauge genuine profitability of any stats. Some will like to see the expected number of winners to be 10+ but 5 + is an acceptable figure to me.

## The Trainers

Most of us like watching the big races. It's these races that get all the headlines and garner the major talking points for racing fans. Let's begin by looking at some trainer stats.

The stats are for UK only National Hunt Class 1 races from Jan 2015 to date and consist of 1012 winners from 10221 runners 2615 placed.

Here are the top ten performing trainers in terms of numbers of winners.

### Breakdown of Trainer

The trainer of the horse

To add in criteria, select as appropriate and press Go. Otherwise click any tab to continue with this system unchanged.

Add	Criteria	Bets	Wins	Win%	P/L(SP)	Places	Place%	Races	Race%	ROI(SP)	P/L(BF)	Lay(BF)	MxOdd	MaxWINOdds	AvgOdd	A/E	chi	ExpWins	BF A/E	BF chi
<input type="checkbox"/>	Henderson, N J	658	125	19	-102.18	250	37.99	477	26.21	-15.53	8.61	-63.77	101.00	34.00	11.33	0.95	0.34	130.94	1.06	0.47
<input type="checkbox"/>	Nicholls, P F	846	113	13.36	-198.39	266	31.44	645	17.52	-23.45	-108.28	38.75	101.00	29.00	10.97	0.82	5.3	137.71	0.93	0.62
<input type="checkbox"/>	Tizzard, C L	396	68	17.17	95.8	136	34.34	331	20.54	24.19	227.53	-273.17	101.00	51.00	17.92	1.25	3.84	54.56	1.42	9.71
<input type="checkbox"/>	Mullins, W P	394	60	15.23	-35.62	134	34.01	194	30.93	-9.04	45.11	-81.76	101.00	51.00	15.74	0.91	0.64	65.95	1.03	0.06
<input type="checkbox"/>	King, A	373	51	13.67	-58.55	108	28.95	310	16.45	-15.7	-15.43	-16.81	101.00	17.00	15.5	1.01	0.01	50.33	1.17	1.5
<input type="checkbox"/>	Twiston-Davies, N A	400	41	10.25	-147.9	106	26.5	341	12.02	-36.98	-114.83	84.03	101.00	26.00	16.17	0.77	3.13	53	0.89	0.68
<input type="checkbox"/>	Skelton, Daniel	434	39	8.99	-130.09	119	27.42	381	10.24	-29.97	-26.62	-12.52	201.00	34.00	16.41	0.76	3.47	51.55	0.9	0.5
<input type="checkbox"/>	Hobbs, P J	322	37	11.49	-129.34	87	27.02	275	13.45	-40.17	-114.78	91.57	101.00	13.00	13.96	0.85	1.15	43.58	0.98	0.02
<input type="checkbox"/>	Fry, Harry	192	26	13.54	-71.78	59	30.73	174	14.94	-37.39	-60.46	46.6	67.00	12.00	10.65	0.82	1.28	31.83	0.93	0.18
<input type="checkbox"/>	Elliott, Gordon	192	22	11.46	7.98	59	30.73	143	15.38	4.16	61.94	-82.65	101.00	34.00	16.31	0.99	0	22.25	1.17	0.58

Looking at those stats:

Colin Tizzard's Class 1 runners has a good win strike rate at 17% and have been profitable to follow during the period under research. The only other trainer in that top ten to have profit is Gordon Elliott. The rest have poor A/E stats and don't offer punters much in the way of value, well certainly not backing blind that's for sure.

Here are two notable trainers whose runners have underperformed in Class 1 races and by some way.

### Breakdown of Trainer

The trainer of the horse

To add in criteria, select as appropriate and press Go. Otherwise click any tab to continue with this system unchanged.

Add	Criteria	Bets	Wins	Win%	P/L(SP)	Places	Place%	Races	Race%	ROI(SP)	P/L(BF)	Lay(BF)	MxOdd	MaxWINOdds	AvgOdd	A/E	chi	ExpWins	BF A/E	BF chi
<input type="checkbox"/>	O'Neill, Jonjo	189	5	2.65	-131	35	18.52	149	3.36	-69.31	-118.08	105.41	67	23	18.01	0.31	8.37	16.1	0.39	5.06
<input type="checkbox"/>	Pipe, D E	247	11	4.45	-150.25	48	19.43	203	5.42	-60.83	-141.93	125.18	101	17	19.68	0.48	6.88	22.97	0.58	3.66

The figures for David Pipe are a surprise but show that he hasn't been getting the quality of horse into his yard to compete in the best races in recent seasons. The Jonjo O'Neill stats have not been helped by a virus that seemed to have hit the yard over the past two winters. He's added a crop of younger horses and hopefully more quality to his yard this season then those Class 1 stats could improve.

Both trainers are performing below market expectations according to the A/E stats and their runners in Class 1 races are not offering much in terms of value.

Going back to those top performing trainers. Here are two that are worth looking at in more detail. Starting with Colin Tizzard

## Colin Tizzard

Performance of System Based on Below Set Criteria.																		
Bets	Wins	Win%	P/L(SP)	Places	Place%	Races	Race%	ROI(SP)	P/L(BF)	Lay(BF)	MxOdd	MaxWINOdds	AvgOdd	A/E	chi	ExpWins	BF A/E	BF chi
396	68	17.17	95.8	136	34.34	331	20.54	24.19	227.53	-273.17	101.00	51.00	17.92	1.25	3.84	54.56	1.42	9.71

You currently have 5 categories with specifications in your system.

**Race Data** - All of these categories specify only the types of races included.

<input checked="" type="checkbox"/>		UK/Ireland	United Kingdom
<input checked="" type="checkbox"/>		Race Code	National Hunt
<input checked="" type="checkbox"/>		Race Class	Class 1
<input checked="" type="checkbox"/>		Date (Year)	2015 2016 2017 2018 2019

**Trainer Data** - These categories specify characteristics of the trainer of the analysed horse.

<input checked="" type="checkbox"/>		Trainer	Tizzard, C L
-------------------------------------	--	---------	--------------

Let's dig into those stats a bit further. Looking first at last time placing.

Criteria	Bets	Wins	Win%	P/L(SP)	Places	Place%	Races	Race%	ROI(SP)	P/L(BF)	Lay(BF)	MxOdd	MaxWINOdds	AvgOdd	A/E	chi	ExpWins	BF A/E	BF chi
No Run	6	0	0	-6	1	16.67	6	0	-100	-6	5.7	67.00	0.00	24.5	0	0.47	0.44	0	0.41
First	105	27	25.71	24.63	46	43.81	98	27.55	23.46	43.67	-53.97	81.00	21.00	10.49	1.18	0.99	22.8	1.31	2.48
Second	67	17	25.37	6.95	28	41.79	63	26.98	10.37	11.98	-17.74	101.00	9.00	16.48	1.55	3.98	10.96	1.77	6.68
Third	48	9	18.75	65.44	17	35.42	47	19.15	136.33	105.17	-114.71	101.00	34.00	16.55	1.49	1.67	6.03	1.69	2.86
Fourth	35	4	11.43	-16.42	9	25.71	35	11.43	-46.91	-14.51	12.09	51.00	7.00	17.44	1.03	0	3.87	1.19	0.14
Fifth	20	2	10	9.5	6	30	20	10	47.5	22	-25.01	101.00	26.00	27.68	1.35	0.2	1.48	1.68	0.59
Sixth	25	2	8	-8.5	5	20	24	8.33	-34	-6.35	4.32	81.00	9.00	22.69	1.08	0.01	1.85	1.3	0.15
Seventh	10	0	0	-10	3	30	10	0	-100	-10	9.5	101.00	0.00	37.2	0	0.52	0.49	0	0.38
Eighth	8	1	12.5	0.5	3	37.5	8	12.5	6.25	2.03	-2.85	101.00	8.50	31.06	1.79	0.37	0.56	2.08	0.6
Ninth	5	1	20	46	2	40	5	20	920	84.83	-89.71	51.00	51.00	27.8	4.17	2.53	0.24	6.25	4.56
Tenth	4	1	25	13	2	50	4	25	325	16.95	-18.15	51.00	17.00	22	3.57	1.99	0.28	4.35	2.74
Eleventh	4	0	0	-4	0	0	4	0	-100	-4	3.8	67.00	0.00	31.25	0	0.19	0.18	0	0.16
Twelfth	5	0	0	-5	1	20	5	0	-100	-5	4.75	34.00	0.00	20	0	0.33	0.31	0	0.24
Thirteenth	3	1	33.33	12	1	33.33	3	33.33	400	14.84	-15.83	34.00	15.00	19.17	4.55	2.98	0.22	5.88	4.3
Fourteenth	1	0	0	-1	0	0	1	0	-100	-1	0.95	51.00	0.00	51	0	0.02	0.02	0	0
Fifteenth	3	1	33.33	8	1	33.33	3	33.33	266.67	11.53	-12.34	34.00	11.00	26.33	6.67	5.07	0.15	10	8.38
Sixteenth	1	0	0	-1	0	0	1	0	-100	-1	0.95	15.00	0.00	15	0	0.08	0.07	0	0.06
Eighteenth	1	0	0	-1	0	0	1	0	-100	-1	0.95	21.00	0.00	21	0	0.05	0.05	0	0.03
Nineteenth	1	0	0	-1	0	0	1	0	-100	-1	0.95	15.00	0.00	15	0	0.08	0.07	0	0.04
Fell	16	2	12.5	-8.3	5	31.25	15	13.33	-51.88	-7.62	6.58	51.00	5.50	14.67	0.81	0.1	2.46	0.94	0.01
Pulled Up	23	0	0	-23	3	13.04	21	0	-100	-23	21.85	67.00	0.00	24.7	0	1.66	1.55	0	1.39
Refused to Jump	1	0	0	-1	1	100	1	0	-100	-1	0.95	3.75	0.00	3.75	0	0.37	0.27	0	0.32
Unseated Rider	4	0	0	-4	2	50	4	0	-100	-4	3.8	41.00	0.00	25.25	0	0.22	0.21	0	0.16

We can see that his runners that finished in the first three on their last start have provided punters with plenty of profit.

Performance of System Based on Below Set Criteria.																		
Bets	Wins	Win%	P/L(SP)	Places	Place%	Races	Race%	ROI(SP)	P/L(BF)	Lay(BF)	MxOdd	MaxWINOdds	AvgOdd	A/E	chi	ExpWins	BF A/E	BF chi
220	53	24.09	97.02	91	41.36	199	26.63	44.1	160.82	-186.42	101.00	34.00	13.64	1.33	5.35	39.79	1.49	10.29

You currently have 6 categories with specifications in your system.

**Race Data** - All of these categories specify only the types of races included.

<input checked="" type="checkbox"/>		UK/Ireland	<b>United Kingdom</b>
<input checked="" type="checkbox"/>		Race Code	<b>National Hunt</b>
<input checked="" type="checkbox"/>		Race Class	<b>Class 1</b>
<input checked="" type="checkbox"/>		Date (Year)	<b>2015 2016 2017 2018 2019</b>

**Trainer Data** - These categories specify characteristics of the trainer of the analysed horse.

<input checked="" type="checkbox"/>		Trainer	<b>Tizzard, C L</b>
-------------------------------------	--	---------	---------------------

**Horse Last Race Data** - Categories relating to the most recent run of the analysed horse.

<input checked="" type="checkbox"/>		(LR) Placing	<b>First Second Third</b>
-------------------------------------	--	--------------	---------------------------

A 24%- win strike rate is a good starting point for following his runners in Class 1 races. We can improve that further by concentrating on those qualifiers that had 0 to 2 runs in the previous 90-days. They provided the following set of results:

Performance of System Based on Below Set Criteria.																		
Bets	Wins	Win%	P/L(SP)	Places	Place%	Races	Race%	ROI(SP)	P/L(BF)	Lay(BF)	MxOdd	MaxWINOdds	AvgOdd	A/E	chi	ExpWins	BF A/E	BF chi
164	47	28.66	90.92	75	45.73	149	31.54	55.44	133.15	-152.17	101.00	34.00	12.81	1.48	9.01	31.8	1.65	14.73

You currently have 7 categories with specifications in your system.

**Race Data** - All of these categories specify only the types of races included.

<input checked="" type="checkbox"/>		UK/Ireland	<b>United Kingdom</b>
<input checked="" type="checkbox"/>		Race Code	<b>National Hunt</b>
<input checked="" type="checkbox"/>		Race Class	<b>Class 1</b>
<input checked="" type="checkbox"/>		Date (Year)	<b>2015 2016 2017 2018 2019</b>

**Horse Data** - These categories specify the individual traits of each horse in THIS race.

<input checked="" type="checkbox"/>		H-Run (90 Days)	Between <b>0</b> And <b>2</b>
-------------------------------------	--	-----------------	-------------------------------

**Trainer Data** - These categories specify characteristics of the trainer of the analysed horse.

<input checked="" type="checkbox"/>		Trainer	<b>Tizzard, C L</b>
-------------------------------------	--	---------	---------------------

**Horse Last Race Data** - Categories relating to the most recent run of the analysed horse.

<input checked="" type="checkbox"/>		(LR) Placing	<b>First Second Third</b>
-------------------------------------	--	--------------	---------------------------

A near 29%-win strike and healthy profit. Qualifiers are operating 48% better than market expectations. The Chi Score is well above 5 and the Exp/Wins figure shows we are dealing with a robust sample size. Those Class 1 qualifiers have also produced a profit in each of the last five seasons.

**System 17: Back Colin Tizzard runners in Class 1 races, that finished in the first three on their last and had run between 0 to 2 times in the previous 90-days.**

## Nicky Henderson

This month's second trainer is Nicky Henderson.

Performance of System Based on Below Set Criteria.																		
Bets	Wins	Win%	P/L(SP)	Places	Place%	Races	Race%	ROI(SP)	P/L(BF)	Lay(BF)	MxOdd	MaxWINOdds	AvgOdd	A/E	chi	ExpWins	BF A/E	BF chi
658	125	19	-102.18	250	37.99	477	26.21	-15.53	8.61	-63.77	101.00	34.00	11.33	0.95	0.34	130.94	1.06	0.47

You currently have 5 categories with specifications in your system.

**Race Data** - All of these categories specify only the types of races included.

<input checked="" type="checkbox"/>		UK/Ireland	United Kingdom
<input checked="" type="checkbox"/>		Race Code	National Hunt
<input checked="" type="checkbox"/>		Race Class	Class 1
<input checked="" type="checkbox"/>		Date (Year)	2015 2016 2017 2018 2019

**Trainer Data** - These categories specify characteristics of the trainer of the analysed horse.

<input checked="" type="checkbox"/>		Trainer	Henderson, N J
-------------------------------------	--	---------	----------------

A near 1 in 5 win-strike rate with his runners in Class 1 races is impressive but if you had backed all his Class 1 runners during the period under research you would have lost £102.18 to a £1 level stake.

How can we improve that profitability? Once again let's begin by looking at last time placing.

Criteria	Bets	Wins	Win%	P/L(SP)	Places	Place%	Races	Race%	ROI(SP)	P/L(BF)	Lay(BF)	MxOdd	MaxWINOdds	AvgOdd	A/E	chi	ExpWins	BF A/E	BF chi
No Run	15	5	33.33	54.5	8	53.33	14	35.71	363.33	90.04	-95.8	34.00	34.00	11.13	2.02	3.07	2.48	2.37	4.61
First	249	78	31.33	20.14	120	48.19	218	35.78	8.09	57.77	-78.36	34.00	21.00	6.9	1.08	0.63	72.3	1.16	2.44
Second	97	16	16.49	-43.37	40	41.24	93	17.2	-44.71	-36.87	30.5	51.00	6.50	11.27	0.87	0.37	18.36	0.98	0.01
Third	64	7	10.94	-36.75	17	26.56	61	11.48	-57.42	-37.04	33.14	101.00	9.00	13.25	0.72	0.94	9.79	0.8	0.41
Fourth	36	6	16.67	-11.95	12	33.33	34	17.65	-33.19	-10.71	8.19	41.00	8.00	10.51	0.99	0	6.04	1.12	0.09
Fifth	35	4	11.43	-4.5	14	40	35	11.43	-12.86	5.36	-8.82	67.00	15.00	13.11	0.92	0.03	4.33	1.07	0.02
Sixth	23	0	0	-23	8	34.78	23	0	-100	-23	21.85	51.00	0.00	14.46	0	3.36	2.93	0	2.83
Seventh	18	0	0	-18	2	11.11	18	0	-100	-18	17.1	51.00	0.00	16.65	0	2.19	1.95	0	1.84
Eighth	13	4	30.77	13.5	5	38.46	12	33.33	103.85	17.97	-19.84	41.00	11.00	14.12	2.76	5.05	1.45	3.2	6.69
Ninth	7	1	14.29	-3	2	28.57	7	14.29	-42.86	-2.49	2	51.00	4.00	17.93	1.22	0.04	0.82	1.56	0.22
Tenth	7	1	14.29	-3.75	2	28.57	7	14.29	-53.57	-3.63	3.21	17.00	3.25	8.89	1.02	0	0.98	1.12	0.02
Eleventh	4	0	0	-4	0	0	4	0	-100	-4	3.8	34.00	0.00	21.63	0	0.47	0.42	0	0.38
Twelfth	10	0	0	-10	0	0	10	0	-100	-10	9.5	51.00	0.00	26.3	0	0.49	0.47	0	0.34
Fourteenth	8	0	0	-8	0	0	8	0	-100	-8	7.6	101.00	0.00	31.38	0	0.41	0.39	0	0.3
Fifteenth	5	0	0	-5	2	40	5	0	-100	-5	4.75	34.00	0.00	19.4	0	0.35	0.33	0	0.23
Sixteenth	3	0	0	-3	0	0	3	0	-100	-3	2.85	34.00	0.00	20.33	0	0.27	0.25	0	0.21
Twenty First	1	0	0	-1	1	100	1	0	-100	-1	0.95	26.00	0.00	26	0	0.04	0.04	0	0.02
Brought Down	2	0	0	-2	0	0	2	0	-100	-2	1.9	6.00	0.00	5.25	0	0.48	0.39	0	0.42
Fell	12	0	0	-12	3	25	12	0	-100	-12	11.4	34.00	0.00	12.86	0	2.01	1.72	0	1.7
Pulled Up	42	2	4.76	-5	13	30.95	40	5	-11.9	7.53	-12.03	101.00	29.00	17.5	0.43	1.67	4.62	0.51	1.02
Unseated Rider	7	1	14.29	4	1	14.29	7	14.29	57.14	6.69	-7.66	41.00	11.00	15.11	1.14	0.02	0.88	1.33	0.09

Those of his runners having their first run or first start in Britain & Ireland or had won their last race have produced the following stats.

Performance of System Based on Below Set Criteria.																		
Bets	Wins	Win%	P/L(SP)	Places	Place%	Races	Race%	ROI(SP)	P/L(BF)	Lay(BF)	MxOdd	MaxWINOdds	AvgOdd	A/E	chi	ExpWins	BF A/E	BF chi
264	83	31.44	74.64	128	48.48	231	35.93	28.27	147.8	-174.16	34.00	34.00	7.14	1.11	1.26	74.78	1.2	3.74

You currently have 6 categories with specifications in your system.

**Race Data** - All of these categories specify only the types of races included.

<input checked="" type="checkbox"/>		UK/Ireland	United Kingdom
<input checked="" type="checkbox"/>		Race Code	National Hunt
<input checked="" type="checkbox"/>		Race Class	Class 1
<input checked="" type="checkbox"/>		Date (Year)	2015 2016 2017 2018 2019

**Trainer Data** - These categories specify characteristics of the trainer of the analysed horse.

<input checked="" type="checkbox"/>		Trainer	Henderson, N J
-------------------------------------	--	---------	----------------

**Horse Last Race Data** - Categories relating to the most recent run of the analysed horse.

<input checked="" type="checkbox"/>		(LR) Placing	No Run First
-------------------------------------	--	--------------	--------------

The win strike rate has improved to 31% and if you had backed all those qualifiers you would have made a £74.64 profit to a £1 level stake.

Drilling down further and looking at his record by race type:

### Breakdown of Race Type

The type of race being competed

To add in criteria, select as appropriate and press Go. Otherwise click any tab to continue with this system unchanged.

Add	Criteria	Bets	Wins	Win%	P/L(SP)	Places	Place%	Races	Race%	ROI(SP)	P/L(BF)	Lay(BF)	MxOdd	MaxWINOdds	AvgOdd	A/E	chi	ExpWins	BF A/E	BF chi
<input type="checkbox"/>	Chase	32	19	59.38	3.77	20	62.5	30	63.33	11.78	5.13	-6.73	21.00	6.00	4.2	1.24	1.7	15.32	1.3	2.43
<input type="checkbox"/>	Hurdle	58	24	41.38	37.29	32	55.17	49	48.98	64.29	60.07	-66.72	34.00	26.00	6.13	1.1	0.33	21.88	1.17	0.87
<input type="checkbox"/>	NH Flat	16	2	12.5	1.75	8	50	15	13.33	10.94	3.43	-5.05	15.00	15.00	7.64	0.66	0.43	3.03	0.74	0.21
<input type="checkbox"/>	Novices Chase	35	11	31.43	-6.92	15	42.86	31	35.48	-19.77	-5.52	3.35	23.00	4.50	5.27	0.9	0.2	12.26	0.95	0.04
<input type="checkbox"/>	Novices Hurdle	67	17	25.37	-11.38	28	41.79	56	30.36	-16.99	-7.91	3.19	26.00	5.50	7.61	1.11	0.22	15.38	1.22	0.85
<input type="checkbox"/>	Handicap Chase	21	5	23.81	45.5	8	38.1	20	25	216.67	85.66	-91.81	34.00	34.00	11.26	2.21	3.72	2.26	2.82	6.44
<input type="checkbox"/>	Handicap Hurdle	28	5	17.86	11.63	16	57.14	24	20.83	41.54	13.95	-17.04	29.00	13.00	9.77	1.32	0.45	3.79	1.52	1.01
<input type="checkbox"/>	Handicap Novices Chase	2	0	0	-2	1	50	2	0	-100	-2	1.9	13.00	0.00	13	0	0.17	0.16	0	0.12
<input type="checkbox"/>	Handicap Novices Hurdle	5	0	0	-5	0	0	4	0	-100	-5	4.75	13.00	0.00	8.3	0	0.81	0.7	0	0.72

We can see his Class 1 runners in novice races and NHF races don't anything to the profit. By discarding those and just leaving Chase, Hurdle, Handicap Chase and Handicap Hurdle leaves us with.

Performance of System Based on Below Set Criteria.																		
Bets	Wins	Win%	P/L(SP)	Places	Place%	Races	Race%	ROI(SP)	P/L(BF)	Lay(BF)	MxOdd	MaxWINOdds	AvgOdd	A/E	chi	ExpWins	BF A/E	BF chi
139	53	38.13	98.19	76	54.68	123	43.09	70.64	164.8	-182.3	34.00	34.00	7.2	1.23	3.19	43.25	1.32	5.67

You currently have 7 categories with specifications in your system.

**Race Data** - All of these categories specify only the types of races included.

<input checked="" type="checkbox"/>	<input type="checkbox"/>	UK/Ireland	<b>United Kingdom</b>
<input checked="" type="checkbox"/>	<input type="checkbox"/>	Race Code	<b>National Hunt</b>
<input checked="" type="checkbox"/>	<input type="checkbox"/>	Race Class	<b>Class 1</b>
<input checked="" type="checkbox"/>	<input type="checkbox"/>	Race Type	<b>Chase Hurdle Handicap Chase Handicap Hurdle</b>
<input checked="" type="checkbox"/>	<input type="checkbox"/>	Date (Year)	<b>2015 2016 2017 2018 2019</b>

**Trainer Data** - These categories specify characteristics of the trainer of the analysed horse.

<input checked="" type="checkbox"/>	<input type="checkbox"/>	Trainer	<b>Henderson, N J</b>
-------------------------------------	--------------------------	---------	-----------------------

**Horse Last Race Data** - Categories relating to the most recent run of the analysed horse.

<input checked="" type="checkbox"/>	<input type="checkbox"/>	(LR) Placing	<b>No Run First</b>
-------------------------------------	--------------------------	--------------	---------------------


Granted the A/E stat is just below my 1.25 threshold, but the profit is good, and the Chi Score and Exp/Wins are acceptable. Most importantly such qualifiers have produced a profit in the last five seasons.

**System 18:** Back Nicky Henderson runners in Class 1, Chase, Hurdle, Handicap Chase and Handicap Hurdle races only, that either won their last race or were having their first run for the trainer in Britain or Ireland.

Plenty of stats for you to digest there but hopefully you will have found this article informative and it will help make your betting even more profitable. You can back both trainers' qualifiers throughout the year.

Until next month.

John



# Make Consistent Profits from Horses with Proven Form Running in Quality Races Under the Ideal Conditions

With Proven Pro Punter John Burke as Your Guide

[Click to Secure your place - £12.99 per month](#)

## Here's John Burke's Three Step Process

---

1. **Look for the Right Races** - I like to concentrate on the best races every day where the form is most likely to hold up.
2. **Look for Consistent Form** - Adopting the Dowst Method. I am looking for horses who have a 25% win+ career strike rate & 40%+ place strike rate, the higher the better in both cases. I back consistent horses who win races.
3. **Look for Proven Ability Under Race Conditions** - I also want a selection that has proven their suitability under the conditions of the race under consideration, using the following five variables: Going, Class, Course, Distance and Field Size. At the same time, it also highlights those runners who are not likely to be suited to the race conditions.

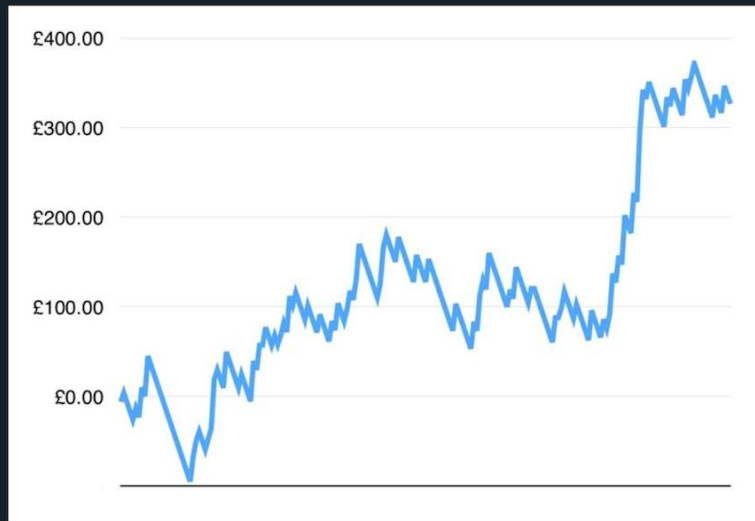
## Done For You By John Burke

---

Although John has managed to describe the whole process in under 200 words as you no doubt realise the amount of work required to find these selections is not small.

But help is at hand John will do the work for you and find his these high probability consistent selections for you and you can sign up for these selections today for just £12.99.

## LATEST RESULTS



December 2018 - February 2019 to £10 stakes

Consistent Profits is a new service that has been created by John Burke due to the big demand for shorter priced high strike rate selections.

John Burke has proved his skill at finding big priced value selections over the past 4 years with his Stat Pointers and Victor Value selections but this is a new approach and as yet only has a small past results file.

The service has been priced accordingly and is already showing signs of having similar success as John's other services, the price will rise once the results have been proven.




Image by [Fathromi Ramdlon](#) from [Pixabay](#)

## Improve Your Punting - Part 4: The Right Mindset

The Psychology of betting tends to be underestimated by most punters which is a shame as it's the difference between success and failure.

From my long years of punting I estimate that successful betting is 70% psychological and 30% the mechanics of the bet.

If you want to win long term at this game, then you must have the correct mindset. The human brain, as evolved over hundreds of thousands of years, isn't hard wired for successful betting. The brain has developed based on the primary function of one thing - survival.

To succeed at betting, you need to go against those basic automatic human instincts. You must think differently, to be able to adopt new ideas but most importantly you must sometimes be prepared to defy logic.

This month's article looks at mindset and how you can develop the right mindset for successful horse race betting.

## **What is Mindset?**

Your mindset is the sum of your knowledge and thoughts about the world and yourself in it. It's your filter for all the information that you consume and put out. It determines how you receive and deal with information.

## **Having the Right Mindset**

Developing the right mindset is the way you learn something new and strip it down to the most relevant information.

### **Get the Best Information Only**

Try to get the best information you can and focus on learning that information only. There's far too much information for the human brain to take in. The development of the internet has increased the available information hundred-fold. It's important that narrow down the information retain the most useful and filter out the rest.

What's the best information?

Look for books on horse race betting. If you can get hold of copies, I would recommend these three authors as a good start point.

**Mark Coton** – '[100 Hints for Better Betting](#)' or '[Value Betting](#)'

**Nick Mordin** – '[Betting For A Living](#)' or '[Winning Without Thinking](#)'

**Peter Braddock** - [Braddock's Guide to Horse Race Selection and Betting](#)

Read some great blogs like Josh Wright's <https://racingtoprofit.co.uk/>

From personal experience I have found that 90% of horse racing books and blogs are not worth the effort and are either useless or only lead to information overload. You must be able to develop the skill of identifying the right kind of information. The right mindset identifies the useful stuff from the mediocre.

You want to be with the best out there.

## **Find Your Role Models**

Look out for the best people in horse race betting and model what they do right. My role models when I took a serious interest in horse race betting were Mark Coton & Nick Mordin.

Try to adopt their kind of thinking and mindset. The aim is to keep and only add what you think is right for you and in effect personalise their mindsets to fit what suits you. The key is not to copy them; it's taking the elements that work for you.

You can never get into the minds of the best people, but you can find plenty of information on how their thought processes work.

### **Defend Your Mindset**

If you don't protect your mindset, no one else will. You need to defend it against bad information and against overload.

Always remember your mindset is a middleman between your wins, losses and mistakes and your reactions to them. The mindset can help you to be a successful in your betting, but it can also be a barrier to success at the same time.

All the successful punters I know, approach the technical side of punting differently whether it be form study or betting decisions, etc. However, they do share the same attributes when it comes to mindset.

### **The Right Attributes**

They keep an open mind and they always think in terms of probability. Their minds are always open to new theories.

They accept that horse racing is chaotic, unpredictable and there is no such thing as a certainty.

Horses that appear to have no chance of winning do win, albeit a small percentage of races and will sometimes beat the fancied horse you picked. That 20/1 outsider may never win another race but today's the day they pounce to beat your selection.

Horses with a great record on soft or heavy ground do fail when they get their ideal conditions. Likewise, a horse with no form on heavy ground can suddenly go on to win on such going.

The fast-breaking horse drawn in stall 1 at Chester can miss the start and find themselves behind horses.

You can have the best pace map for a race but more often than not those pace maps have little resemblance to the horse's eventual positions in a race.

A horse can get an unlucky run it or it can just get a bad ride from the jockey.

The list can go on and on.

How you react and process such events is the major part of the psychological battle. If you don't have the right mindset, they can destroy you.

The key is to open your mind and accept the unpredictable nature of racing and betting. However confident you are in your selection or how the race will be run there is no guarantee that something will happen as you expect.

If the unexpected does happen it doesn't mean you have been cursed by the gods of racing or that you must be the unluckiest punter in the world. That's the 'victim mentality' and not the mindset of a winner.

As the Greek Philosopher Epictetus said - *"It's not what happens to you, but how you react to it that matters. When something happens, the only thing in your power is your attitude toward it; you can either accept it or resent it"*

He could well have been talking about horse racing punters when he came up with those thoughts.

Except the probability that you will be on the wrong end of that photo finish, that your fast starter will miss the break in a 5f sprint at Chester or that your horse will be brought down by a faller at the second last when travelling like a winner. You can't predict everything that's the nature of betting and every punter experiences such things.

The right mindset doesn't mean you don't get frustrated or you don't have a reaction. But it does mean you can process them, file them away as all part and parcel of the uncertainty of horse racing. You move on and don't let them cloud your future bets.

### **Own Betting Performance and Results**

The key attribute to success in betting is to understand and accept that you and you alone are responsible for your results.

### **Accept the Losses**

Losing is part and parcel of the game when it comes to betting on horses and you will lose more times than you win. Once your mind can accept the losses, you can manage the emotions and reduce the tensions that will inevitably build up.

### **Avoid the Buzz**

For many punters it's all about the result and the 'buzz' they get from it when the result goes their way. That's the wrong mindset. The winning mindset is more about the process than the result.

The 'buzz' for the successful punter is knowing that they did everything possible to get the result. They read the race correctly but for whatever reason it didn't go their way. Successful punters are not satisfied if they get a winning bet, but the process was flawed.

**In summary:** You could say the punter needs to think more like a bookie than a punter.

Success in horse race betting is possible but it takes time, it takes effort and most importantly it takes the right mindset.

Until next month when I will be looking at the importance of a horses previous starting price.

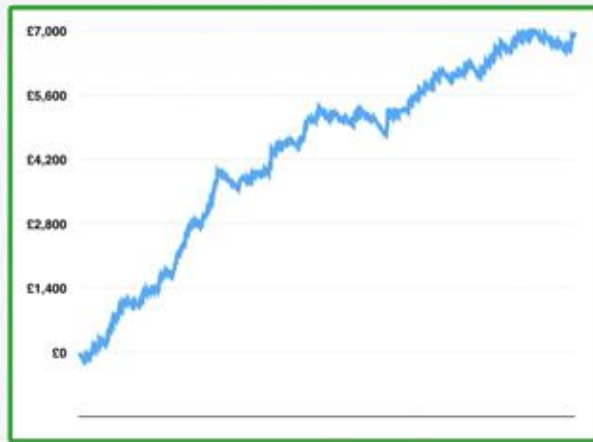
**John**



# Follow Victor Value for Long Term Profits

Proven for Over Three Years and Over 2,000 Bets  
Producing £7,000 of Profit to £10 Level Stakes

## Three Years of Proven Profits



Just £10 Stakes Has Produced £7,000 of profit over the last three years

**Trial £9.99**



Image by [PDPics](#) from [Pixabay](#)

## South Africa and England to cancel each other out.

By Jamie Pacheco of [www.bettingmaestro.com](http://www.bettingmaestro.com)

### **What happened to England in New Zealand?**

England will feel a bit hard done by that the rain ruined their chances of winning the Second Test to draw the series in New Zealand. Then again, I'm not sure a full day's play on the last day would have been enough to bowl out New Zealand nor am I sure that they deserved to draw the Series anyway, so many mistakes did they make in the First Test.

After all, they let a number six get 205 and a number eight get 126 in the first innings, mostly due to poor fielding and unimaginative bowling.

They should also have scored a lot more runs than they did in the first innings.

There were some positives.

Joe Root got a much needed double hundred of his own in the Second Test, Dom Sibley played well enough to suggest he has both the temperament and technique to succeed at this level, Sam Curran's bowling suggested he could be a valuable all-rounder at eight and Stuart Broad at least looked fit, despite not bowling particularly well.

Negatives: Jofra Archer was a bit out-of-sorts, taking only two wickets in three innings and Ollie Pope didn't get many runs. Things aren't likely to get much easier in South Africa.

## **South Africa**

Just like England, they're a side in transition. Worse still, their Board is a complete mess with accusations of improper conduct, selecting players based solely on race, members unqualified to do the job and just a general lack of common sense and organization. At the moment, there isn't a committee of selectors to decide who's going to play the First Test.

Having said that, it shouldn't matter too much when they take to the field for the first match. At least captain Faf Du Plessis has the respect of his troops, has experience in the job and knows his home grounds like the back of his hand. It's not the strongest XI they'll ever field but they're just about covered in most of the key areas and to be fair, England are nowhere near their strongest side, either.

Du Plessis, Kasigo Rabada, Dean Elgar, Quinton de Kock and Vernon Philander are the Proteas' class acts.

## **Series winner**

These two sides have a lot in common and when that happens in Test cricket, the smart money is on them sort of cancelling each other out. And that may just be what happens here with the toss often being the most crucial factor of all in the match, more so than players or umpiring decisions or DRS or anything else.

It may just be that whoever wins the most tosses and gets that head start, goes on to win the Series. If that's the case, and probability suggests they'll each win two, then it may just end in a drawn series.

Add in how even the teams are in terms of playing staff and the results between the two over the past few years, plus the fact there's generally good weather in South Africa at this time of year to make the draw quite unlikely... and the bet is definitely a 2-2 draw, at a best price of 4.5.

## 1<sup>st</sup> Test- England Top Batsman

It's pretty much a pick'em affair as regards the First Test with most bookies making England just marginal favourites at around 2.1 with the hosts around the 2.25 mark and the draw out at 6.5.

I'd leave those prices well alone in light of our series correct score bet but I'm liking the 6.0 about Rory Burns to top score for England in the first innings.

Root is the favourite, he always is. That double hundred in favourable conditions may have done wonders to his confidence but he's simply not playing as well as he was before taking the captaincy and he'll be the wicket South Africa will prize the most.

Ben Stokes is a fair price at 5.5 and was indeed the winner of this betting heat in the First Test in New Zealand, scoring 90 odd. He has an incredible ability to tune his game to the situation and if that means playing a more patient brand of cricket in true [Test match](#) style rather than going for those big hits, he can do that, too.

The jury is still out on Ollie Pope (7.0) as mentioned already, while Jos Buttler (9.0) bats a bit too low to be in real contention and warrior though Joe Denly is, he's yet to get a big score in Test cricket.

So back To Burns. He finished just 50 odd runs short of Root's tally over in New Zealand as the second highest England batsman in the series and would have won it had it not been for that double hundred of Root's. He's now been in the side for long enough to feel comfortable with his surroundings, the format, and the requirements and after a fair few good knocks, isn't fearing the axe. That creates a feeling of relaxation which of course is when sportsmen are at their best. He has all the tools to be England top bat in the first innings at a big 6.0.

### Recommended Bets

Back 2-2 in the Series Correct Score market @ 4.5 with Skybet  
Back Rory Burns to be England 1<sup>st</sup> innings top batsman in the First Test @ 6.0 with Skybet.

*Over the next few weeks, Jamie Pacheco will mostly be focusing on the [Big Bash](#) over in Australia. Read his analysis and tips ahead of individual matches and on long-term Big Bash betting markets at [www.bettingmaestro.com](http://www.bettingmaestro.com).*



Photo by Campaign Creators on Unsplash

Photo by [Campaign Creators](#) on [Unsplash](#)

## Product Reviews

An advertisement with a green background featuring silhouettes of horses and jockeys. The text is white and reads: "Join the Big Race Value King for this weeks ITV Racing" in a large font, followed by "A Selection in Every ITV Race for £3.80 per Week" in a smaller font.

**Cost:** £19.99 monthly / £99.00 6 monthly

**The Trial:** We have seen an improvement during our latest month with 10 winners and placers from the 36 selections received which have returned a profit for the month of a shade over 6 points. Our overall position since the start of the review is now 19 winners or placers from 88 selections and an overall loss of just less than 12 points to the advised prices.

**Conclusion:** Has merit and will stick with. [You can find out more here.](#)

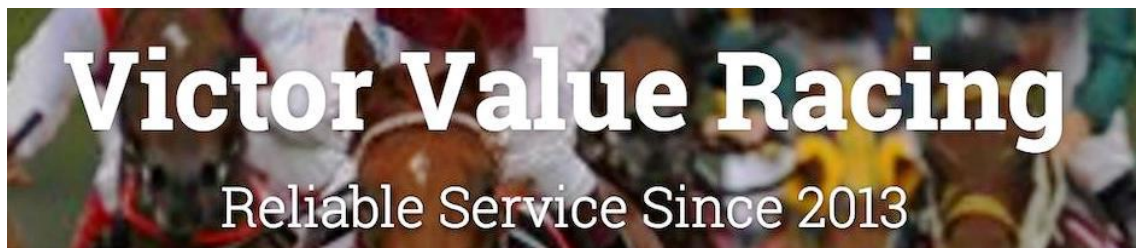


**Cost:** 28 day trial £2.99 / £34.99 per mth / £87.50 per qtr / £157.5.0 ½ yrly / £279.99 yrly.

**The Trial:** Our review for this service has now finished and sadly the positive results of earlier months were not able to be replicated.

Our final month had just 1 winner from 21 selections and a loss of almost 11 points, however our overall position of 31 winners from 189 selections saw us in profit to the tune of 60+points which is excellent.

**Conclusion:** Well worth consideration. [Find out more here.](#)



**Cost:** Trial at £9.99 then £19.99 per month / Annual Membership: £149.00

**The Trial:** With an improvement this month of 11 winners from 76 selections we have seen a profit of almost 11.50 points. The overall position however is that we are still showing a loss of just over 27 points to the advised prices.

**Conclusion:** It is difficult to recommend a service which has seen 4 losing runs of over 20 selections. This could be difficult for some to take. If you are interested in finding out more though you can [click here.](#)

# Betting Maestro



Image by PDPics from Pixabay

Image by [PDPics](#) from [Pixabay](#)

**[Betting Maestro](#) is one of the world's very few sites solely dedicated to cricket betting.**

The site is packed with useful information about researching markets, how to find betting value, the importance of assessing the conditions on the day and other top tips aimed at showing a long-term profit when it comes to cricket betting.

## **What Betting Maestro can do for you:**

Top tips from a professional cricket bettor.

Guides to playing top batsman, top bowler, man of the match and other side markets. Reviews of the best Sportsbooks for cricket punters and the welcome bonuses you can receive.

**[Visit Betting Maestro today!](#)**