

A photograph of three jockeys racing horses on a track. The jockey on the left is wearing a yellow and green outfit, the middle one is in a light blue and white outfit, and the one on the right is in a dark blue and white outfit. The horses are in motion, and the background shows a green fence and trees.

ON COURSE PROFITS

**Top Trainer - 100% Strike
at These Northern Tracks**

**Science Says - Follow Your
Hunch for More Winners**

**England Underated - Bag the
Value Before Bookies Catch
Up**

Issue 60 November 2019



Editor's Welcome

Let me kick off this month's introduction by telling you about the offer from this month's sponsor.

Nicky Doyle started the Bet Alchemist advisory service in 2012 and has an excellent reputation and standing in the horse racing community and he is backing that up with a unique guarantee.

Nicky will refund all your subscription fees in the unlikely event that he hasn't made you a profit by the end of the National Hunt season.

Please check out his offer here - <https://www.oucourseprofits.com/ndsponsor>

Inside this month we have drafted in National Hunt expert Ben Aitken to tell us which horses to follow in the upcoming season and his advice about the likely market leaders in the King George has been duly noted in my diary for possibly laying a favourite or skipping a hyped up losing bet. Time will tell on that one.

John Burke has a suite of systems for us to follow through the new season and he has focused on trainers.

John has also looked at the Haydock racecourse and written an interesting piece about following your betting hunches.

I know from experience as I'm sure you do that sometimes an initial feeling about what to bet can turn out to be the winner and I know that it is easy to talk yourself out of that hunch winner.

If you are following our systems you will know that those that target favourites are doing very well, we have a breakdown of the numbers inside.

Elsewhere we have the usual product reviews and we have a guest article from James Pacheco that explains why England is the value bet for the upcoming T20 series in New Zealand.

I hope you enjoy this month's issue.

All the best

Darren Power

P.S. If you've picked up this issue from a friend and would like to subscribe - [Click Here](#)



A Proper Tipster Guarantee for the Jumps Season at last!

No Profits
No Fee Deal



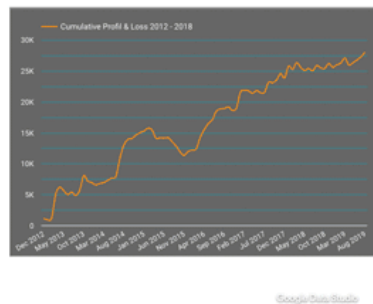
Join the Bet Alchemist Service and If
we do not make you a profit
come the end of the jumps season
you get all your sub costs refunded!

Secure your place

OVER 901.03 POINTS PROFIT SINCE 2011

Bet Alchemist Has Delivered Consistent Profits Since 2011

- Members have banked over 901.03 points profit from 2011 to 2018
- average of 8.5 profitable months every year
- Average price of Winning selections -9.2/1
- Average stake of just 1 point win or 0.5 Point Each Way
- Usually 7-9 bets a week
- Consistent Profits Built Over Time



Secure your place



Staying Chasers to Follow

At this stage of the year, with the 2019/20 National Hunt season now firmly slipped into first gear, I spend many hours plunging deep into my own private notes, notes that are the bedrock of my day to day betting approach.

My notes lean heavily on chasers as, naturally, we tend to know more about these types and there is more information for me to work with.

In this article I'm going to concentrate on the staying chase division (3m+), giving a general overview of the top end of the scene whilst pinpointing a few horse notes along the way, and cherry-picking a couple of exciting prospects that should be worth following as the season progresses.

One of the main talking points in the 'off season' has been the potential clash of 2m-2m5f titans **ALTIOR** and **CYRNAME** over a staying trip. Both are likely to be stepping up in distance to three miles this season, with the King George on the agenda for both camps as an early season target. Whilst their inclusion in the race, and staying division in general, will be fascinating, and both currently sit first and second in the King George markets at time of writing, class alone does not win you the Christmas prize; you have to stay the trip and stay it well.

Not only do you have to have the stamina reserves to stay the trip, you also don't want the King George to be the first time you test those stamina reserves.

Bear the following in mind...

The last 22 winners of the King George had all previously run over 3m+ trips before winning the race.

Those horses that were trying the trip for the first time are 0/31 (in the same timeframe). Now in a 22-year period that doesn't seem like a big deal, however, here are some of the horses that are included within that 0/31 figure...

Fox Norton, Vautour, Champagne Fever, Captain Chris, Al Ferof, Master Minded, Riverside Theatre, Voy Por Ustedes, Azertyuiop, Flagship Uberalles...

Last year **Politologue** fell foul of the stat.

All high class performers over shorter and all came up short in the King George when trying a 3-mile trip for the first time.

Furthermore, **Best Mate, Cue Card and Edredon Bleu** all failed to win the race on their first try, which also happened to be their first start over a 3-mile trip. Should Altior and Cyrname turn up in the King George without any experience over 3m+, and that does look likely, I'd personally be looking elsewhere (providing, of course, the rest don't run scared of the pair!).

That two are the exciting and unknown potential recruits to the division but what about the horses we already know have the required stamina for the trip?

It's only fair I start with the current Cheltenham Gold Cup winner **AL BOUM PHOTO**.

As a 7yo he should still, in theory, be improving. Whilst that is likely to be the case, there may just be another 7yo in the Mullins yard that is improving beyond him; his Punchestown Gold Cup conqueror **KEMBOY**.

He departed at the first in the 2019 Cheltenham Gold Cup but made up for that disappointment with a thumping victory at Aintree and then that defeat of his aforementioned stablemate at Punchestown. The figures he recorded on those final two runs were right out of the top drawer and you have to feel he is THE standard bearer in the division as we begin the new season.

If he does, however, have an Achilles-heel could it be Cheltenham?

His three starts there have seen him return a form line of U-4-5 and I just wonder if he's just not quite at home on very-undulating tracks? That's something to keep in mind come March, even if he has scooped up a clutch of valuable pots on his way to the festival.

None of the other runners that took part in the 2019 Gold Cup really appeal as ones that are likely to step on and improve enough to land the top prize.

Third placed **BRISTOL DE MAI** is always likely to find a way to get himself involved in the major races but for me he peaks in the November to February period and his victories are likely to come under the following...

Bristol De Mai prime conditions = Nov-Feb | carrying 11-07 or less = 13113111121231 (9/14, 3p – all 9 career wins).

2018 Gold Cup winner **NATIVE RIVER** is possibly feeling the effects of his attritional running style and as a 9yo going on 10 he's likely to be susceptible to younger legs. A race like the Denman Chase at Newbury is possibly his best chance of future success (he's 4 from 4 over the Newbury fences).

2018 King George winner **CLAN DES OBEAUX** (5th in the Gold Cup) is still not a horse I'm totally sold on as being a proper Grade 1 animal, given that he has 'only' won 1 of his 7 G1 starts. His best hope of success this season would most likely come when racing under the following conditions...

Clan Des Obeaux prime conditions = Flat/Slightly Undulating tracks | Good to Soft & softer ground = 21131511 (5/8, 2p – 5 of 6 career wins).

I'd be surprised if the remainder of last year's Gold Cup field have one of the major staying chases in their locker, bar maybe **PRESENTING PERCY**, although he does have questions to answer at present. A more 'standard' chasing campaign wouldn't go amiss either.

That then brings us to the second season chaser crop, those that were novices during the 2018/19 season.

Perhaps the most interesting horse of the second season chaser crop is the Colin Tizzard trained **LOSTINTRANSLATION**, a horse that really came into his own when stepped up to three-miles+ on his final start of last season when landing the G1 Mildmay Novices Chase at Aintree by an eased down 6-lengths.

He's always suggested that the longer trips would be his thing and I'd expect him to be a player in all the major 3m+ chases this season.

Whilst LOSTINTRANSLATION deserves utmost respect over the next few months it's the Nicky Henderson **SANTINI** that really stands out to me as a '**Horse To Follow**' this season.

SANTINI had all sorts of issues in the lead up to his run in the RSA Chase at the Cheltenham Festival (from feet issues to the debacle that was the equine flu outbreak), so for him to only go down by half-a-length in that race tells you just how much talent and potential he holds.

The form of the RSA was boosted in no uncertain terms by the third horse, DELTA WORK, winning a Grade 1 at the Punchestown Festival by a very easy 12-length. SANTINI had him 1.75-lengths behind in the RSA.

The 7yo excels on big-wide galloping tracks so something like the King George at Kempton is unlikely to suit him, he did struggle to engage top gear in the Kauto Star Novice Chase when running third in that race last season, but races such as the Betfair Chase, Cotswold Chase and Gold Cup should be ideal for him. Providing Nicky Henderson gets a clear run with the 7yo this season it's not hard to see him being one of the main players in the staying division.

VINNDICATION from the Kim Bailey yard is another that's also worth having on the radar. He also had a bit of an interrupted preparation for his Cheltenham Festival assignment – the JLT Novices' Chase – but he wasn't disgraced by his fifth-place finish.

He's yet to race over 3m but he did win over 2m6f as a novice hurdler and I do think staying trips would be within range for him.

I'd have my concerns about him being a proper Grade 1 animal (his only defeats so far in eight career starts have come on his two starts at G1 level), but he starts the season on a workable handicap mark (OR 151) and he could have a decent handicap pot in him before the handicapper is able to anchor him on a stopping weight.

He's an unbeaten 5 from 5 when racing during the November to January period so look out for him in the early part of the campaign, which could just be when he's at his most potent.

The horses mentioned above are likely to be running in some of the most valuable races on the National Hunt calendar over the coming months and whilst it's important to know as much as you can about them, the real value comes when you uncover the 'under the radar/less obvious' horses, those that the wider betting public won't be focussing on quite as much.

Every year for my own website subscribers I produce an in-depth 'Alternative 20 to follow' list. This 'to follow' list aims to be different from most of the others you will read this season.

In the guide there is no room for a **Nicky Henderson, Paul Nicholls, Willie Mullins or Gordon Elliott** runner. My aim for the list is to **exclude** runners from the four 'superpowers' and try and find a bit of value elsewhere.

You can grab the full list on the following link (for FREE)...

>>> <https://www.oncourseprofits.com/benaiken20>

The twenty that made the final list were whittled down from a much larger initial 'shortlist' and the following are two that just narrowly missed the cut...

CAPTAIN TOMMY (H Whittington) 5yo

Career form 5112-

This 5yo made the move to the Whittington yard after a relatively inauspicious bumper effort at Taunton in November last year (5th of 6th, beaten 30L).

Whittington wasted no time in getting the Court Cave gelding over hurdles and the youngster made an instant impact, landing the odds by 16L at Fontwell in March. He backed that effort up in no uncertain terms when landing a novice event at Wincanton a month later.

His final start of the campaign came in a Listed event at Perth where he finished a credible second behind the promising Go Another One from the John McConnell yard.

The form of that race has been boosted in the proceeding months, with Go Another One winning twice and third placed Get Out The Gate also firing in a couple of victories.

Options look relatively open for CAPTAIN TOMMY as connections could elect to stay hurdling with him and take advantage of the 135 handicap mark he starts the season on. Alternatively, and preferably, they send him chasing. He looks one who will appreciate the larger obstacles and he does have point-to-point experience on his CV from his days in Ireland as a youngster.

Three miles should be within reach for him (he is related to thorough stayer Steamboat Bill, formerly with Gordon Elliott) and there's a good chance he'll reach greater heights over fences.

Ideal Conditions

2m5f+ Novice Chases

ASK BEN (G McPherson) 6yo

Career form 1120-

Everything about this 6yo son of Ask suggests he's a staying chaser of the future and one that has the potential to be a real star for trainer Graeme McPherson. The horse sprung a bit of a surprise on hurdles debut when winning the Class 2 French Furze Novices' Hurdle at Newcastle at the lofty odds of 50-1. He beat a red-hot Dan Skelton youngster that day in the shape of BEAKSTOWN who went on to land a Grade 2 on his next start.

Ask Ben himself won next time out when running away with Novice Hurdle at Ayr on his first try over 3m before only finding the highly touted LISNAGAR OSCAR too good for him in the Grade 2 Prestige Novices' Hurdle at Haydock.

He rounded out his season by running down the field in the Albert Bartlett at the Cheltenham Festival although he ran a lot better in that contest than his finishing position suggests.

The horse is a relentless galloper and in time he could turn into a Welsh National type although there will clearly be plenty of novice staying contests for him to pick off this season, as he learns his trade over the larger obstacles.

Ideal Conditions

3m+ Novice Chases / Possibly at his best on galloping tracks

Those two only marginally missed getting onto my final '**Alternative 20 to follow**' list but to see who *did* make the cut simply head over to the following page and pick up the full guide...

>>>[**NTF Alternative 20 to follow Guide**](#)

Happy National Hunt Punting

Ben Aitken (NTF)

[**Narrowing the Field**](#)

Join the Big Race Value King for this weeks ITV Racing

A Selection in Every ITV Race for £3.80 per Week



Carl Nicholson is Famous for Big Priced Winners & His Biggest Have Come at the Big TV Meetings

Will this week see a repeat of the Vivlos win at 25/1 or Pacha Du Ploder at 22/1

Fountains Windfall at 16/1

Or First Nation, Sands of Maili & Spring Loaded at 14/1

You can find out and join in the Profit with this week's ITV Special

Every Race Analysed and a Bet in Every Race on ITV
Plus a Nap and Next Best Bet Each Day

[Click Here to Join Carl for this Weeks ITV Bets](#)



Haydock Racecourse

In last month's OCP magazine I looked at Carlisle racecourse. This month I'm heading back down the M6 to Haydock Park which is one of the top dual code racecourses in the country.

As before in this series of articles on British racecourses, I will look briefly at the track's location, history, configuration and will also highlight some significant track stats.

Haydock racecourse is both a flat and National Hunt racecourse. Given that we are now entering the winter jumps season the track stats used will be for National Hunt racing only.

History and Location

Haydock Park is situated in an area of parkland close to the small towns of Ashton-in-Markerfield, Golborne and Newton-le-Willows and is about halfway between Manchester & Liverpool.

Horse racing has been taking place in the area since the mid-18th century with regular meetings being held at Newton-le-Willows throughout the 19th century. Racing at the current location took place for the first time in February 1899 and the track soon became one of the most successful in the country under the management of Sydney Sandon.

Like many racecourses it was closed between 1939 to 1945, due to the Second World War, and only returned in August 1946.

For those coming to the races by car the Racecourse is very easily accessible being located just 1 mile from the M6 (Junction 23).

For racegoers coming by public transport, the nearest railway station is at Newton-le-Willows which is served by trains from Manchester Piccadilly, Victoria and Liverpool Lime Street stations. The racecourse is about 8 miles from Warrington Bank Quay railway station which is on the London to Glasgow mainline route.

On every Saturday race day there's also a bus service from Liverpool City Centre. On other race days the racecourse runs a complimentary shuttle bus from Newton-le-Willows Station to the Racecourse a couple of hours prior to and after racing. Details of which days this bus runs can be found on the Haydock Park website.

<https://www.thejockeyclub.co.uk/haydock/visitor-info/directions-and-parking/>

The biggest race on the flat is the Group 1 Haydock Sprint Cup which is held each September. Over jumps the highlight is the Grade 1 Betfair Chase run over three miles in November. Recent winners of the race include Kauto Star, Cue Card, Silviniaco Conti and Bristol De Mai.

Other big jump races include the Tommy Whittle Chase just before Christmas, the Peter Marsh Chase in January, and the Grand National Trial in February.

The course also hosts England's only mixed Flat and Jumps race day each May with the Swinton Hurdle the feature race on the card.

Track Configuration

Haydock Park's jumps track is left-handed. The [chase](#) track is galloping in nature and is on the outside of the [hurdles](#) track which is a circuit of about 1m 4f.

The going can often be heavy during the winter months with stamina at a premium, but the emphasis is more on speed at the Swinton Meeting.

The chase course used to have some of the most testing fences in the country. However, these days that's not the case although it can be a good test for novice chasers.

The hurdles track is tighter and favours speedier horses although on more testing winter ground it can be a gruelling test of stamina.

Haydock Park Stats: National Hunt

As ever let's begin by looking at some general stats including favourite stats at the course since 2015.

The stats below are from Jan 1st, 2015 to the time of writing (10/10/19) and cover all jump meetings at the course.

Once again, I am using the ever useful www.horseracebase.com for the stats.

Let's begin by looking at some general meeting stats from the last five years, beginning with the fate of the favourites both clear and joint.

The results below contain 258 winners from 2117 runners 637 placed.

Favourites

Clear favourites have produced the following set of results:

74 winners from 232 runners 32% -33.57 A/E 0.87 125 placed 54%.

Breaking those results down into handicap & non-handicap races gives us:

Non-handicap – 45 winners from 91 runners 49% +2.18 A/E 0.99 6 placed 68%.

Chase – 12 winners from 28 runners 43% -3.93 A/E 0.88 16 placed 57%.

Hurdle – 28 winners from 54 runners 52% +4.13 A/E 1.03 39 placed 72%.

NHF – 5 winners from 9 runners 56% +1.98 A/E 1.11 7 placed 78%.

Handicaps – 29 winners from 141 runners 21% -35.75 A/E 0.73 63 placed 44%

Digging a bit deeper let's focus on favourites that won their last race and those favourites who had finished outside the first three on their last start.

- Favourites that won their last race have produced – 36 winners from 107 runners 34% -23.53 A/E 0.83 53 placed 50%.
- Favourites that had finished outside the top four on their last start produced – 13 winners from 46 runners 28% +0.14 A/E 0.91 23 placed 50%.

Summary: Compared to Carlisle it's not been a good track for favourite backers overall although non-handicap favourites in hurdle & NHF races have been profitable to back blind.

Trainers and Favourites:

If you're a favourite backer. Here are the best performing trainers when the money is down:

Nigel Twiston-Davies – 6 winners from 6 runners 100% +5.77 A/E 1.83.

Kim Bailey – 4 winners from 4 runners 100% +6.51 A/E 2.47.

Summary: Both Nigel Twiston-Davies & Kim Bailey have 100%-win strike rates with clear favourites in non-handicap races at Haydock.

Jockeys and Favourites:

Which jockeys have done the business when the money is down for favourite backers?

Paddy Brennan – 4 winners from 4 runners 100% +6.65 A/E 2.38.

Brian Hughes – 4 winners from 4 runners 100% +3.28 A/E 1.79.

Daryl Jacob – 3 winners from 3 runners 100% +2.63 A/E 1.69.

Sam Twiston-Davies - 5 winners from 7 runners 71% +2.29 A/E 1.38 7 placed 100%.

Summary: The likes of Paddy Brennan, Brian Hughes, Daryl Jacob and Sam Twiston-Davies all have 100% win & place strike rates with non-handicap favourites at the course.

General Course Stats:

- Odds SP: 14/1 & above – 19 winners from 639 runners 3% -166 A/E 0.66 80 placed 13%.
- Previous course winners provided 43 winners from 296 runners 15% -12.51 A/E 0.9 97 placed 33%.

Summary: Haydock Park isn't really a course specialist track and runners sent off 14/1 & bigger have won just 3% of races since the start of 2015.

Trainer Stats and Angles:

Here are a few interesting trainer track stats, which will hopefully enable you to identify some winners at Haydock Park's upcoming winter jumps seasons. On this occasion I have concentrated on those runners with an odds threshold of 14/1.

1. Trainers & Handicap Hurdle Runners (14/1 & under).

- Nigel Twiston-Davies – 5 winners from 21 runners 24% +10.58 A/E 1.51 11 places 52%.
- Evan Williams – 4 winners from 15 runners 27% +11 A/E 1.87 9 placed 60%.
- Harry Fry – 3 winners from 12 runners 25% +12 A/E 1.48 5 placed 42%.

2. Trainers & Handicap Chase Runners (14/1 & under)

- Peter Bowen – 4 winners from 8 runners 50% +15 A/E 3.36 5 placed 63%.
- Kerry Lee – 3 winners from 9 runners 33% +7.8 A/E 1.69 6 placed 67%.
- Ian Williams – 3 winners from 10 runners 30% +9 A/E 1.94 4 placed 40%.
- Jamie Snowden – 3 winners from 5 runners 60% +9.33 A/E 2.21 4 placed 80%

3. Trainers & Race Class – Handicaps (14/1 & under)

- Nicky Richards (Class 3) – 3 winners from 7 runners 43% +6.25 A/E 2.04 4 placed 57%.
- Venetia Williams (Class 3) – 5 winners from 16 runners 31% +11.5 A/E 1.88 6 placed 38%.

4. Trainers & NHF Races – Racecourse Debutants (14/1 & under).

- Kim Bailey – 2 winners from 2 runners 100% +3.16 A/E 2.41.
- Peter Bowen – 1 winner from 1 runner 100% +7 A/E 7.69.

Summary: Several interesting trainer records which should prove to be profitable once again here this winter.

Haydock Park Trainer Micro Angle:

Finally, here's a Haydock trainer micro angle for you:

Trainer: Paul Nicholls

NH Race Type: Chase

Odds SP: 4/1 & under

8 winners from 13 runners 62% +12.05 A/E 1.80 10 placed 77%.

System 91: Back Paul Nicholls chasers going off at 4/1 or less at Haydock.

All of the trainers' eight winners since the start of 2015 had the above traits.

Hopefully you enjoyed this brief look at Haydock racecourse and some of the track's National Hunt stats. The next stop on this tour of British racecourses takes us to another top dual-purpose track at Newbury.

Until next time.

John

BET LESS WIN MORE

Slow and steady wins the betting race - the tortoise makes long term consistent profits not the hare

Proofed to Real Members

Trialled, to early adopters, daily in The BOZmail for three years now, LIM has achieved a consistent 66%+ strike rate on the daily lay and an average .25% strike rate on the daily backs.

Consistent Accumulation of Profit

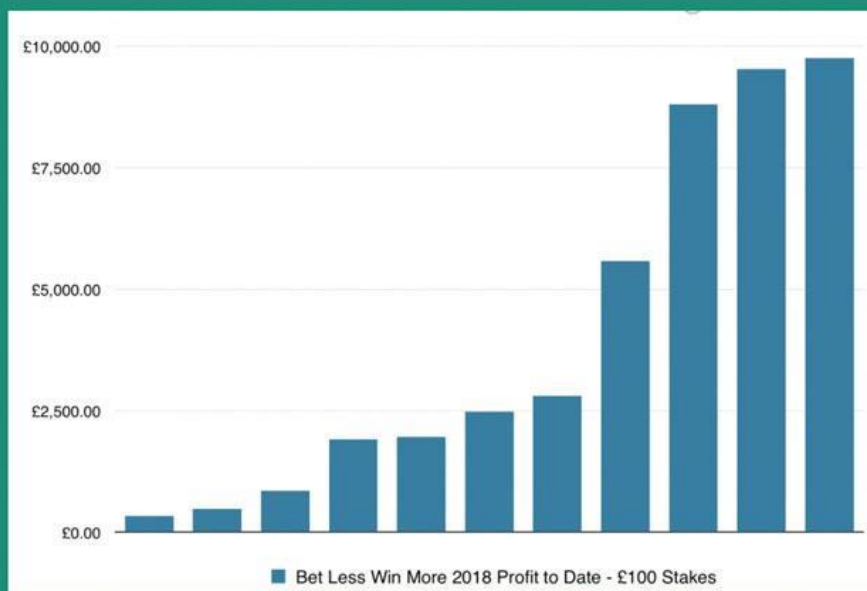
Since going live in 2015 this Less is More approach has provided consistent accumulation of profit all the way for Bozmail readers.

Start with a Modest Bank

Because of the high strike rate, low liability and regular profits these bets can be approached confidently with a modest starting bank.

Quick, Easy and Straightforward

With the daily Bozmail you will gain regular steady monthly profits from placing just one or two bets into the same race each day. Your profits will be quick, easy and straightforward.



[Buy Now - Bozmail - Just £19.99](#)



November Acorns - National Hunt Trainers

Well the 2019 flat season is all but finished. Our attention now turns to the winter jumps game.

The National Hunt season really takes off during November. We have Cheltenham's second meeting of the winter jumps season. It's a three-day meeting which begins on Friday 15th November. The feature races are the BetVictor Gold Cup and the valuable Greatwood Handicap Hurdle.

Later in the month it's the Grade 1 Betfair Chase whose recent winners include the likes of Kauto Star, Cue Card, Silviniaco Conti and Bristol De Mai.

November ends with the Ladbrokes Winter Carnival at Newbury and the highlight, is the Ladbroke Trophy Handicap Chase (formerly the Hennessey Gold Cup). It's one of jumps racing's big handicap chases of the season and has been won by some true greats in recent years in Denman, Many Clouds & Native River.

Plenty of high-class jumps racing to enjoy during the month and lots of betting opportunities.

For plenty of punters trainers are the starting point for analysing a race. With that in mind let's look at those trainers who have provided profitable stat pointers.

As ever the excellent www.horseracebase.com with its mine of detailed information and stats is the starting point for this month's investigation.

To get a decent sample size and to keep the stats as relevant as possible, I have concentrated on the top trainers in Britain, and taken only their results from 2015 onwards.

Starting with Champion Trainer Paul Nicholls.

1. Paul Nicholls:

Build & Test Your Criteria											Save		Advanced F					
Overview	Add	Breakdown	Stats	Quals	Now	E/W	Staking	Save	Dig	Sliders								
Performance of System Based on Below Set Criteria.																		
Bets	Wins	Win%	P/L(SP)	Places	Place%	Races	Race%	ROI(SP)	P/L(BF)	Lay(BF)	MxOdd	MaxWINOdds	AvgOdd	A/E	chi	ExpWins	BF A/E	BF chi
2715	631	23.24	-309.43	1160	42.73	2409	26.19	-11.4	-32.08	-180.12	101.00	29.00	7.39	0.92	5.88	685.9	1.01	0.14

You currently have 3 categories with specifications in your system.

Race Data - All of these categories specify only the types of races included.

Race Code: **National Hunt**

Date (Year): **2015** **2016** **2017** **2018** **2019**

Trainer Data - These categories specify characteristics of the trainer of the analysed horse.

Trainer: **Nicholls, P F**

Here's his record year by year:

Criteria	Bets	Wins	Win%	P/L(SP)	Places	Place%	Races	Race%	ROI(SP)	P/L(BF)	Lay(BF)	MxOdd	MaxWINOdds	AvgOdd	A/E	chi	ExpWins	BF A/E	BF chi
2015	532	118	22.18	-26.98	239	44.92	476	24.79	-5.07	36.05	-80.44	67.00	26.00	6.76	0.89	2.22	132.89	0.97	0.1
2016	652	167	25.61	-10.77	290	44.48	572	29.2	-1.65	67.92	-121.27	81.00	29.00	7.65	1.02	0.08	163.87	1.12	2.72
2017	647	148	22.87	-169.76	263	40.65	571	25.92	-26.24	-128.77	84.33	51.00	17.00	7.44	0.88	3.38	168.51	0.97	0.16
2018	555	117	21.08	-46.14	220	39.64	503	23.26	-8.31	16.04	-61.84	101.00	26.00	7.69	0.88	2.61	133.25	0.97	0.14
2019	329	81	24.62	-55.78	148	44.98	287	28.22	-16.95	-23.33	-0.9	101.00	26.00	7.3	0.93	0.63	87.38	1.02	0.04

The trainer has a 23%-win strike rate overall since the start of 2015. That's an excellent strike rate but if you had backed all his runners you would have lost £309.43 to a £1 level stake.

That's no good for us. So, what are the trainers' most profitable angles?

Let's begin by looking at his top seven most winning tracks:

Criteria	Bets	Wins	Win%	P/L(SP)	Places	Place%	Races	Race%	ROI(SP)	P/L(BF)	Lay(BF)	MxOdd	MaxWINOdds	AvgOdd	A/E	chi	ExpWins	BF A/E	BF chi
Wincanton	271	93	34.32	1.58	142	52.4	245	37.96	0.58	23.23	-42.72	51.00	10.00	4.53	0.98	0.04	94.64	1.06	0.4
Taunton	183	54	29.51	-24.4	111	60.66	175	30.86	-13.33	-10	-2.71	26.00	13.00	4.79	0.94	0.31	57.51	1.03	0.05
Newton Abbot	147	45	30.61	-38.7	72	48.98	135	33.33	-26.33	-30.66	21.8	17.00	7.50	4.34	0.85	1.94	53.11	0.91	0.58
Kempton	193	43	22.28	-12.96	85	44.04	174	24.71	-6.72	5.58	-21.27	26.00	15.00	6.74	0.9	0.59	47.6	0.99	0.01
Exeter	126	39	30.95	-19.01	66	52.38	118	33.05	-15.09	-4.57	-4.12	21.00	11.00	5.1	0.96	0.09	40.59	1.08	0.33
Cheltenham	329	37	11.25	3.84	85	25.84	257	14.4	1.17	55.81	-88.72	101.00	29.00	12.71	0.88	0.65	41.86	1.02	0.02
Fontwell	87	37	42.53	10.85	54	62.07	86	43.02	12.47	19	-25.13	17.00	13.00	4.02	1.09	0.48	33.86	1.17	1.43

The standout track is clearly Fontwell. Now let's look at race type:

Criteria	Bets	Wins	Win%	P/L(SP)	Places	Place%	Races	Race%	ROI(SP)	P/L(BF)	Lay(BF)	MxOdd	MaxWINOdds	AvgOdd	A/E	chi	ExpWins	BF A/E	BF chi
Chase	44	23	52.27	15.11	30	68.18	44	52.27	34.34	20.23	-23.45	13.00	13.00	3.02	1.18	1.08	19.57	1.23	1.76
Hurdle	40	13	32.5	-4.51	23	57.5	39	33.33	-11.28	-1.66	-1.02	17.00	6.00	5.14	0.97	0.02	13.4	1.07	0.08
NH Flat	3	1	33.33	0.25	1	33.33	3	33.33	8.33	0.43	-0.66	5.00	3.25	3.63	1.12	0.02	0.89	1.23	0.06

It's chasers that he does well with.

Breaking that record down further by non-handicap and handicaps.

Criteria	Bets	Wins	Win%	P/L(SP)	Places	Place%	Races	Race%	ROI(SP)	P/L(BF)	Lay(BF)	MxOdd	MaxWINOdds	AvgOdd	A/E	chi	ExpWins	BF A/E	BF chi
Non Handicap	28	18	64.29	5.11	19	67.86	28	64.29	18.25	6.04	-7.38	5.00	4.50	2.18	1.19	1.14	15.19	1.23	1.61
Handicap	16	5	31.25	10	11	68.75	16	31.25	62.5	14.19	-16.07	13.00	13.00	4.5	1.14	0.12	4.38	1.25	0.33

There's profit over hurdles and fences.

If you had backed all his Fontwell chasers, you would have made £15.11 profit to a £1 level stake.

System 92: Back Paul Nicholls Chasers at Fontwell

Other areas of profit are his chasers & hurdlers dropping back in trip from their previous run:

Performance of System Based on Below Set Criteria.																			
Bets	Wins	Win%	P/L(SP)	Places	Place%	Races	Race%	ROI(SP)	P/L(BF)	Lay(BF)	MxOdd	MaxWINOdds	AvgOdd	A/E	chi	ExpWins	BF A/E	BF chi	
511	142	27.79	51.43	242	47.36	499	28.46	10.06	121.65	-165.92	34.00	26.00	6.76	1.03	0.23	137.24	1.13	2.72	

You currently have 5 categories with specifications in your system.

Race Data - All of these categories specify only the types of races included.

<input checked="" type="checkbox"/>	Race Code	National Hunt
<input checked="" type="checkbox"/>	NH Race Type	Chase Hurdle
<input checked="" type="checkbox"/>	Date (Year)	2015 2016 2017 2018 2019

Horse Data - These categories specify the individual traits of each horse in THIS race.

<input checked="" type="checkbox"/>	Distance Move	Down 5f Down 4.5f Down 4f Down 3.5f Down 3f Down 2.5f Down 2f Down 1.5f
-------------------------------------	---------------	---

Trainer Data - These categories specify characteristics of the trainer of the analysed horse.

<input checked="" type="checkbox"/>	Trainer	Nicholls, P F
-------------------------------------	---------	---------------

That's a tidy profit of a £51.43 to a £1 Level stake. We can dig a bit further and look at track last time:

Performance of System Based on Below Set Criteria.																		
Bets	Wins	Win%	P/L(SP)	Places	Place%	Races	Race%	ROI(SP)	P/L(BF)	Lay(BF)	MxOdd	MaxWINOdds	AvgOdd	A/E	chi	ExpWins	BF A/E	BF chi
54	20	37.04	62.81	31	57.41	53	37.74	116.31	80.56	-88.29	34.00	26.00	7.23	1.34	2.36	14.95	1.46	3.92

You currently have 6 categories with specifications in your system.

Race Data - All of these categories specify only the types of races included.

Race Code: **National Hunt**

NH Race Type: **Chase Hurdle**

Date (Year): **2015 2016 2017 2018 2019**

Horse Data - These categories specify the individual traits of each horse in THIS race.

Distance Move: **Down 5f Down 4.5f Down 4f Down 3.5f Down 3f Down 2.5f Down 2f Down 1.5f**

Trainer Data - These categories specify characteristics of the trainer of the analysed horse.

Trainer: **Nicholls, P F**

Horse Last Race Data - Categories relating to the most recent run of the analysed horse.

(LR) Track: **Ascot Exeter**

Two tracks stand out Ascot & Exeter and such qualifiers are performing 34% better than market expectations.

System 93: Back Paul Nicholls chasers & hurdlers, down in trip of between 5f and 1 ½ f whose last race came at Ascot & Exeter.

A final angle to note is the trainer's handicap runners that pulled up on their last start.

Performance of System Based on Below Set Criteria.																		
Bets	Wins	Win%	P/L(SP)	Places	Place%	Races	Race%	ROI(SP)	P/L(BF)	Lay(BF)	MxOdd	MaxWINOdds	AvgOdd	A/E	chi	ExpWins	BF A/E	BF chi
82	18	21.95	71.71	29	35.37	81	22.22	87.45	101.78	-113.71	34.00	29.00	10.4	1.42	2.66	12.66	1.6	4.73

You currently have 5 categories with specifications in your system.

Race Data - All of these categories specify only the types of races included.

Race Code: **National Hunt**

Handicap/Non: **Handicap**

Date (Year): **2015 2016 2017 2018 2019**

Trainer Data - These categories specify characteristics of the trainer of the analysed horse.

Trainer: **Nicholls, P F**

Horse Last Race Data - Categories relating to the most recent run of the analysed horse.

(LR) Placing: **Pulled Up**

A 22%-win strike rate for pulled up horses on their previous run is not to be sniffed at.

Breaking it down by NH race type.

Criteria	Bets	Wins	Win%	P/L(SP)	Places	Place%	Races	Race%	ROI(SP)	P/L(BF)	Lay(BF)	MxOdd	MaxWINOdds	AvgOdd	A/E	chi	ExpWins	BF A/E	BF chi
Chase	54	9	16.67	25.71	15	27.78	53	16.98	47.61	36.51	-43.05	34.00	29.00	9.84	0.99	0	9.12	1.09	0.09
Hurdle	28	9	32.14	46	14	50	28	32.14	164.29	65.27	-70.66	34.00	26.00	11.47	2.54	9.64	3.54	2.99	13.36

Hurdlers do better than chasers but both race types have been profitable. Key takeaway here is don't be too concerned if a Nicholls handicap chaser or hurdler has pulled up on their last start.

System 94: Back Paul Nicholls Handicap runners that pulled up on their previous start.

2. Nicky Henderson.

Nicky Henderson has an even better win-strike rate than Paul Nicholls with 1 in 4 of his runners winning. Mind you wouldn't have made any money backing his runners indeed you would have lost £343.79 to a £1 Level Stake if you had backed them all.

Performance of System Based on Below Set Criteria.																			
Bets	Wins	Win%	P/L(SP)	Places	Place%	Races	Race%	ROI(SP)	P/L(BF)	Lay(BF)	MxOdd	MaxWINOdds	AvgOdd	A/E	chi	ExpWins	BF A/E	BF chi	
2489	617	24.79	-343.79	1133	45.52	2114	29.19	-13.81	-85.57	-102.05	101.00	34.00	7.78	0.95	2.42	651.1	1.03	0.89	

You currently have 3 categories with specifications in your system.

Race Data - All of these categories specify only the types of races included.

Race Code: **National Hunt**

Date (Year): **2015 2016 2017 2018 2019**

Trainer Data - These categories specify characteristics of the trainer of the analysed horse.

Trainer: **Henderson, N J**

So, what angles can we exploit to make a profit from the trainer's runners?
Let's begin by looking at his most profitable racecourses.

Criteria	Bets	Wins	Win%	P/L(SP)	Places	Place%	Races	Race%	ROI(SP)	P/L(BF)	Lay(BF)	MxOdd	MaxWINOdds	AvgOdd	A/E	chi	ExpWins	BF A/E	BF chi
Warwick	92	29	31.52	15.66	46	50	82	35.37	17.02	25.4	-33.2	51.00	13.00	7.12	1.14	0.73	25.35	1.25	1.92
Punchestown	29	5	17.24	14.13	10	34.48	26	19.23	48.72	35.23	-39.55	26.00	17.00	11.62	1.23	0.24	4.08	1.48	0.88
Catterick	3	3	100	5.73	3	100	3	100	191	6.42	-6.76	4.00	4.00	2.91	2.59	4.76	1.16	2.86	5.57
Newcastle	8	7	87.5	5.41	8	100	8	87.5	67.63	5.63	-6.03	5.50	3.75	2.36	1.58	3.34	4.43	1.64	3.72
Kelso	6	4	66.67	4.44	6	100	6	66.67	74	5.93	-6.45	6.50	6.50	3.16	1.36	0.74	2.95	1.41	0.9
Plumpton	22	9	40.91	2.88	16	72.73	22	40.91	13.09	4.72	-6.3	7.00	4.50	3.11	0.91	0.13	9.85	0.99	0
Towcester	30	14	46.67	2.58	20	66.67	29	48.28	8.6	4.26	-6.13	11.00	5.50	3.3	1.11	0.25	12.64	1.19	0.67
Taunton	35	12	34.29	2.12	21	60	33	36.36	6.06	6.05	-8.73	26.00	7.00	6.24	1.22	0.64	9.87	1.33	1.36
Market Rasen	79	26	32.91	1.26	42	53.16	75	34.67	1.59	7.11	-12.92	29.00	7.00	5.48	1.05	0.09	24.79	1.14	0.63

He doesn't send many runners to Catterick, Newcastle or Kelso but take note of any he does as he has a 100% place strike at all three tracks and a 105% win ROI on these runners.

Performance of System Based on Below Set Criteria.																		
Bets	Wins	Win%	P/L(SP)	Places	Place%	Races	Race%	ROI(SP)	P/L(BF)	Lay(BF)	MxOdd	MaxWINOdds	AvgOdd	A/E	chi	ExpWins	BF A/E	BF chi
17	14	82.35	15.58	17	100	17	82.35	91.65	17.99	-19.24	6.50	6.50	2.74	1.64	7.01	8.54	1.71	8.01

You currently have 4 categories with specifications in your system.

Race Data - All of these categories specify only the types of races included.

<input checked="" type="checkbox"/>		Race Code	National Hunt
<input checked="" type="checkbox"/>		Track	Catterick Kelso Newcastle
<input checked="" type="checkbox"/>		Date (Year)	2015 2016 2017 2018 2019

Trainer Data - These categories specify characteristics of the trainer of the analysed horse.

<input checked="" type="checkbox"/>		Trainer	Henderson, N J
-------------------------------------	--	---------	----------------

That's a pretty staggering record by any measure.

System 95: Back Nicky Henderson trained runners at Catterick, Kelso & Newcastle.

His most profitable track is Warwick and if you follow his chasers & hurdlers which are 12/1 & under you shouldn't go too far wrong.

Performance of System Based on Below Set Criteria.																		
Bets	Wins	Win%	P/L(SP)	Places	Place%	Races	Race%	ROI(SP)	P/L(BF)	Lay(BF)	MxOdd	MaxWINOdds	AvgOdd	A/E	chi	ExpWins	BF A/E	BF chi
57	24	42.11	36.13	33	57.89	54	44.44	63.39	44.39	-50.11	13.00	13.00	5.01	1.27	2.05	18.91	1.36	3.33

You currently have 6 categories with specifications in your system.

Race Data - All of these categories specify only the types of races included.

<input checked="" type="checkbox"/>		Race Code	National Hunt
<input checked="" type="checkbox"/>		Track	Warwick
<input checked="" type="checkbox"/>		NH Race Type	Chase Hurdle
<input checked="" type="checkbox"/>		Date (Year)	2015 2016 2017 2018 2019

Horse Data - These categories specify the individual traits of each horse in THIS race.

<input checked="" type="checkbox"/>		Odds (SP)	Between 1.13 And 13.00
-------------------------------------	--	-----------	------------------------

Trainer Data - These categories specify characteristics of the trainer of the analysed horse.

<input checked="" type="checkbox"/>		Trainer	Henderson, N J
-------------------------------------	--	---------	----------------

System 96: Back Nicky Henderson trained chaser & hurdlers at Warwick 12/1 & under.

Other Henderson angles worth noting are his runners either making their debut under rules or having their first start in the UK.

Performance of System Based on Below Set Criteria.																		
Bets	Wins	Win%	P/L(SP)	Places	Place%	Races	Race%	ROI(SP)	P/L(BF)	Lay(BF)	MxOdd	MaxWINOdds	AvgOdd	A/E	chi	ExpWins	BF A/E	BF chi
239	78	32.64	53.33	134	56.07	224	34.82	22.31	100.29	-122.09	34.00	34.00	5.4	1.1	1	70.93	1.2	3.71

You currently have 4 categories with specifications in your system.

Race Data - All of these categories specify only the types of races included.

Race Code: **National Hunt**

Date (Year): **2015** **2016** **2017** **2018** **2019**

Trainer Data - These categories specify characteristics of the trainer of the analysed horse.

Trainer: **Henderson, N J**

Horse Last Race Data - Categories relating to the most recent run of the analysed horse.

(LR) Placing: **No Run**

A 33%-win strike rate for those runners and a tidy profit.

Now that's too many qualifiers for this article. However, digging a bit further we can find an even better micro angle by focusing on race type:

Performance of System Based on Below Set Criteria.																		
Bets	Wins	Win%	P/L(SP)	Places	Place%	Races	Race%	ROI(SP)	P/L(BF)	Lay(BF)	MxOdd	MaxWINOdds	AvgOdd	A/E	chi	ExpWins	BF A/E	BF chi
90	42	46.67	92.24	57	63.33	87	48.28	102.49	132.22	-144.1	34.00	34.00	6.24	1.56	12.07	26.91	1.7	16.75

You currently have 5 categories with specifications in your system.

Race Data - All of these categories specify only the types of races included.

Race Code: **National Hunt**

NH Race Type: **Chase** **Hurdle**

Date (Year): **2015** **2016** **2017** **2018** **2019**

Trainer Data - These categories specify characteristics of the trainer of the analysed horse.

Trainer: **Henderson, N J**

Horse Last Race Data - Categories relating to the most recent run of the analysed horse.

(LR) Placing: **No Run**

It's his hurdlers & chasers that have provided all the profit.

A very healthy 46%-win strike rate and such runners are performing 56% better than market expectations.

System 97: Back Nicky Henderson trained chasers & hurdlers having their first start in the UK.

3. Dan Skelton

Next up is Dan Skelton

Performance of System Based on Below Set Criteria.																			
Bets	Wins	Win%	P/L(SP)	Places	Place%	Races	Race%	ROI(SP)	P/L(BF)	Lay(BF)	MxOdd	MaxWINOdds	AvgOdd	A/E	chi	ExpWins	BF A/E	BF chi	
3413	667	19.54	-773.3	1417	41.52	3192	20.9	-22.66	-409.22	148.93	201.00	41.00	10.57	0.88	14.76	760.39	0.98	0.46	

You currently have 3 categories with specifications in your system.

Race Data - All of these categories specify only the types of races included.

<input checked="" type="checkbox"/>		Race Code	National Hunt
<input checked="" type="checkbox"/>		Date (Year)	2015 2016 2017 2018 2019

Trainer Data - These categories specify characteristics of the trainer of the analysed horse.

<input checked="" type="checkbox"/>		Trainer	Skelton, Daniel
-------------------------------------	--	---------	-----------------

Let's begin by looking at the trainers' record by track:

Criteria	Bets	Wins	Win%	P/L(SP)	Places	Place%	Races	Race%	ROI(SP)	P/L(BF)	Lay(BF)	MxOdd	MaxWINOdds	AvgOdd	A/E	chi	ExpWins	BF A/E	BF chi
Uttoxeter	241	72	29.88	24.12	122	50.62	211	34.12	10.01	51.48	-71.53	101.00	23.00	8.7	1.19	2.99	60.37	1.31	6.9
Leicester	39	12	30.77	13.18	20	51.28	38	31.58	33.79	17.88	-21.59	101.00	13.00	10.03	1.24	0.74	9.68	1.36	1.48
Lingfield	19	5	26.32	5.25	10	52.63	19	26.32	27.63	7.31	-9.13	34.00	8.00	7.2	1.17	0.16	4.27	1.34	0.55
Ayr	54	15	27.78	5.07	27	50	50	30	9.39	8.26	-12.7	101.00	9.00	9.44	1.23	0.82	12.21	1.34	1.63
Wetherby	112	35	31.25	5.01	63	56.25	110	31.82	4.47	13.59	-22.21	101.00	8.50	7.13	1.14	0.88	30.58	1.24	2.23
Perth	14	5	35.71	3.84	7	50	14	35.71	27.43	5.94	-7.18	9.00	7.50	3.96	1.02	0	4.88	1.1	0.07

Two tracks stand out Uttoxeter & Leicester.

Starting with Uttoxeter and digging further by race type.

Criteria	Bets	Wins	Win%	P/L(SP)	Places	Place%	Races	Race%	ROI(SP)	P/L(BF)	Lay(BF)	MxOdd	MaxWINOdds	AvgOdd	A/E	chi	ExpWins	BF A/E	BF chi
Chase	78	23	29.49	-5.07	40	51.28	70	32.86	-6.5	2.87	-8.67	41.00	13.00	6.81	1.09	0.24	21.07	1.19	0.97
Hurdle	151	47	31.13	35.69	75	49.67	129	36.43	23.64	55.1	-68.67	101.00	23.00	9.72	1.28	3.71	36.83	1.41	7.05
NH Flat	12	2	16.67	-6.5	7	58.33	12	16.67	-54.17	-6.49	5.81	17.00	4.00	8.1	0.81	0.11	2.47	0.91	0.02

It's his hurdlers that have provided all the profit.

If you ignore his hurdlers in Class 2 races – 1 winner from 11 runners -9 5 placed – and concentrate on hurdlers ridden by brother Harry has provided the following:

Performance of System Based on Below Set Criteria.																		
Bets	Wins	Win%	P/L(SP)	Places	Place%	Races	Race%	ROI(SP)	P/L(BF)	Lay(BF)	MxOdd	MaxWINOdds	AvgOdd	A/E	chi	ExpWins	BF A/E	BF chi
96	43	44.79	79.36	61	63.54	96	44.79	82.67	98.54	-109.17	23.00	23.00	4.8	1.48	9.59	29.06	1.61	13.76

You currently have 7 categories with specifications in your system.

Race Data - All of these categories specify only the types of races included.

<input checked="" type="checkbox"/>		Race Code	National Hunt
<input checked="" type="checkbox"/>		Track	Uttoxeter
<input checked="" type="checkbox"/>		Race Class	Class 3 Class 4 Class 5
<input checked="" type="checkbox"/>		NH Race Type	Hurdle
<input checked="" type="checkbox"/>		Date (Year)	2015 2016 2017 2018 2019

Jockey Data - These categories specify characteristics for the jockey riding the analysed horse.

<input checked="" type="checkbox"/>		Jockey	Skelton, Harry
-------------------------------------	--	--------	----------------

Trainer Data - These categories specify characteristics of the trainer of the analysed horse.

<input checked="" type="checkbox"/>		Trainer	Skelton, Daniel
-------------------------------------	--	---------	-----------------

Such qualifiers have performed 48% better than market expectations and have also provided punters with a £79.36 profit to a £1 level stake.

System 98: Back Dan Skelton trained hurdlers at Uttoxeter in class 3, 4 or 5 races when ridden by Harry Skelton.

Looking at his Leicester record:

Performance of System Based on Below Set Criteria.																		
Bets	Wins	Win%	P/L(SP)	Places	Place%	Races	Race%	ROI(SP)	P/L(BF)	Lay(BF)	MxOdd	MaxWINOdds	AvgOdd	A/E	chi	ExpWins	BF A/E	BF chi
39	12	30.77	13.18	20	51.28	38	31.58	33.79	17.88	-21.59	101.00	13.00	10.03	1.24	0.74	9.68	1.36	1.48

You currently have 4 categories with specifications in your system.

Race Data - All of these categories specify only the types of races included.

<input checked="" type="checkbox"/>		Race Code	National Hunt
<input checked="" type="checkbox"/>		Track	Leicester
<input checked="" type="checkbox"/>		Date (Year)	2015 2016 2017 2018 2019

Trainer Data - These categories specify characteristics of the trainer of the analysed horse.

<input checked="" type="checkbox"/>		Trainer	Skelton, Daniel
-------------------------------------	--	---------	-----------------

Focusing in on distance move.

Performance of System Based on Below Set Criteria.																		
Bets	Wins	Win%	P/L(SP)	Places	Place%	Races	Race%	ROI(SP)	P/L(BF)	Lay(BF)	MxOdd	MaxWINOdds	AvgOdd	A/E	chi	ExpWins	BF A/E	BF chi
29	12	41.38	23.18	16	55.17	29	41.38	79.93	27.88	-31.09	34.00	13.00	6.92	1.51	2.81	7.97	1.65	4.11

You currently have 5 categories with specifications in your system.

Race Data - All of these categories specify only the types of races included.

<input checked="" type="checkbox"/>		Race Code	National Hunt
<input checked="" type="checkbox"/>		Track	Leicester
<input checked="" type="checkbox"/>		Date (Year)	2015 2016 2017 2018 2019

Horse Data - These categories specify the individual traits of each horse in THIS race.

<input checked="" type="checkbox"/>		Distance Move	NOT any of the below Up 1f Up 1.5f Up 2f Up 3.5f Up 4f Up 4.5f Up 7.5f
-------------------------------------	--	---------------	---

Trainer Data - These categories specify characteristics of the trainer of the analysed horse.

<input checked="" type="checkbox"/>		Trainer	Skelton, Daniel
-------------------------------------	--	---------	-----------------

You can ignore his runners stepping up in distance by 1f or more from their last run – 0 winners from 9 runners 3 placed.

System 99: Back Dan Skelton trained runners at Leicester not stepping up in distance by more than ½ f.

4. Colin Tizzard

Colin Tizzard has a 14%-win strike rate and you would have lost plenty of money backing his runners blind in the past 5-years.

Performance of System Based on Below Set Criteria.																		
Bets	Wins	Win%	P/L(SP)	Places	Place%	Races	Race%	ROI(SP)	P/L(BF)	Lay(BF)	MxOdd	MaxWINOdds	AvgOdd	A/E	chi	ExpWins	BF A/E	BF chi
2130	307	14.41	-353.78	740	34.74	1913	16.05	-16.61	-45.13	-139.59	151.00	51.00	12.98	0.91	3.24	337.33	1.04	0.63

You currently have 3 categories with specifications in your system.

Race Data - All of these categories specify only the types of races included.

<input checked="" type="checkbox"/>		Race Code	National Hunt
<input checked="" type="checkbox"/>		Date (Year)	2015 2016 2017 2018 2019

Trainer Data - These categories specify characteristics of the trainer of the analysed horse.

<input checked="" type="checkbox"/>		Trainer	Tizzard, C L
-------------------------------------	--	---------	--------------

So, what micro angles can we exploit for the Dorset based trainer.

Let's begin by look at his most profitable tracks.

Criteria	Bets	Wins	Win%	P/L(SP)	Places	Place%	Races	Race%	ROI(SP)	P/L(BF)	Lay(BF)	MxOdd	MaxWINOdds	AvgOdd	A/E	chi	ExpWins	BF A/E	BF chi
Aintree	62	14	22.58	111.49	27	43.55	54	25.93	179.82	182.25	-196.77	51.00	51.00	15.51	1.71	4.79	8.17	1.97	7.57
Ffos Las	30	10	33.33	35.73	14	46.67	28	35.71	119.1	44.97	-49.39	34.00	17.00	9.06	1.74	3.91	5.74	2	6.03
Kempton	74	11	14.86	22.6	25	33.78	66	16.67	30.54	48.75	-57.78	101.00	34.00	13.7	1.06	0.04	10.37	1.2	0.43
Punchestown	19	4	21.05	12	10	52.63	17	23.53	63.16	18.35	-20.85	26.00	15.00	10.02	1.35	0.43	2.96	1.62	1.09
Wetherby	15	4	26.67	8.98	7	46.67	15	26.67	59.87	8.93	-10.53	11.00	10.00	5.05	0.99	0	4.04	1.08	0.03

His best tracks from a profit perspective are Aintree & Ffos Las.

At Aintree all his winners have come in Class 1 races.

Performance of System Based on Below Set Criteria.																			
Bets	Wins	Win%	P/L(SP)	Places	Place%	Races	Race%	ROI(SP)	P/L(BF)	Lay(BF)	MxOdd	MaxWINOdds	AvgOdd	A/E	chi	ExpWins	BF A/E	BF chi	
47	14	29.79	126.49	24	51.06	40	35	269.13	197.25	-211.02	51.00	51.00	17.42	2.48	14.03	5.65	2.87	19.09	

You currently have 5 categories with specifications in your system.

Race Data - All of these categories specify only the types of races included.

<input checked="" type="checkbox"/>		Race Code	National Hunt
<input checked="" type="checkbox"/>		Track	Aintree
<input checked="" type="checkbox"/>		Race Class	Class 1
<input checked="" type="checkbox"/>		Date (Year)	2015 2016 2017 2018 2019

Trainer Data - These categories specify characteristics of the trainer of the analysed horse.

<input checked="" type="checkbox"/>		Trainer	Tizzard, C L
-------------------------------------	--	---------	--------------

He's 0 winners from 15 runners -15 3 placed with his runners in other race classes. In Class 1 races a cracking 30%-win strike rate and qualifiers performing a massive 248% better than market expectations.

Interestingly all but one of his winners came at the Grand National Meeting.

System 100: Back Colin Tizzard runners at Aintree in Class 1 one races only.

At Ffos Las he's operating at 33%-win strike rate.

Performance of System Based on Below Set Criteria.																			
Bets	Wins	Win%	P/L(SP)	Places	Place%	Races	Race%	ROI(SP)	P/L(BF)	Lay(BF)	MxOdd	MaxWINOdds	AvgOdd	A/E	chi	ExpWins	BF A/E	BF chi	
30	10	33.33	35.73	14	46.67	28	35.71	119.1	44.97	-49.39	34.00	17.00	9.06	1.74	3.91	5.74	2	6.03	

You currently have 4 categories with specifications in your system.

Race Data - All of these categories specify only the types of races included.

<input checked="" type="checkbox"/>		Race Code	National Hunt
<input checked="" type="checkbox"/>		Track	Ffos Las
<input checked="" type="checkbox"/>		Date (Year)	2015 2016 2017 2018 2019

Trainer Data - These categories specify characteristics of the trainer of the analysed horse.

<input checked="" type="checkbox"/>		Trainer	Tizzard, C L
-------------------------------------	--	---------	--------------

System 32: Back Colin Tizzard trained runners at Ffos Las.

Other interesting micro angles are the trainer's chasers at Newbury. A decent 25% win-strike rate

Bets	Wins	Win%	P/L(SP)	Places	Place%	Races	Race%	ROI(SP)	P/L(BF)	Lay(BF)	MxOdd	MaxWINOdds	AvgOdd	A/E	chi	ExpWins	BF A/E	BF chi
59	15	25.42	20.79	29	49.15	53	28.3	35.24	29.04	-35.08	34.00	13.00	10.21	1.46	2.61	10.29	1.63	4.31

You currently have 5 categories with specifications in your system.

Race Data - All of these categories specify only the types of races included.

<input checked="" type="checkbox"/>		Race Code	National Hunt
<input checked="" type="checkbox"/>		Track	Newbury
<input checked="" type="checkbox"/>		NH Race Type	Chase
<input checked="" type="checkbox"/>		Date (Year)	2015 2016 2017 2018 2019

Trainer Data - These categories specify characteristics of the trainer of the analysed horse.

<input checked="" type="checkbox"/>		Trainer	Tizzard, C L
-------------------------------------	--	---------	--------------

You can improve that by avoiding any qualifiers that are stepping up in distance by 2f or more from their last race.

Performance of System Based on Below Set Criteria.																		
Bets	Wins	Win%	P/L(SP)	Places	Place%	Races	Race%	ROI(SP)	P/L(BF)	Lay(BF)	MxOdd	MaxWINOdds	AvgOdd	A/E	chi	ExpWins	BF A/E	BF chi
39	14	35.9	27.79	21	53.85	38	36.84	71.26	32.44	-36.71	34.00	10.00	8.73	1.71	5.19	8.2	1.88	7.12

You currently have 6 categories with specifications in your system.

Race Data - All of these categories specify only the types of races included.

<input checked="" type="checkbox"/>		Race Code	National Hunt
<input checked="" type="checkbox"/>		Track	Newbury
<input checked="" type="checkbox"/>		NH Race Type	Chase
<input checked="" type="checkbox"/>		Date (Year)	2015 2016 2017 2018 2019

Horse Data - These categories specify the individual traits of each horse in THIS race.

<input checked="" type="checkbox"/>		Distance Move	<p>NOT any of the below</p> <p>Up 2f Up 2.5f Up 3f Up 3.5f Up 4f Up 4.5f Up 5.5f</p> <p>Up 6f Up 6.5f Up 7f</p>
-------------------------------------	--	---------------	--

Trainer Data - These categories specify characteristics of the trainer of the analysed horse.

<input checked="" type="checkbox"/>		Trainer	Tizzard, C L
-------------------------------------	--	---------	--------------

A near 36%-win strike rate and offering punters with plenty of value too.

System 33: Back Colin Tizzard trained chasers at Newbury, not stepping up distance more than 2f or more from their last race.

Another angle to note are the Tizzard runners in Class 4 or 5 races that are stepping up in trip 4f to 1m and racing in the same class as last time.

This angle has produced the following set of results.

Performance of System Based on Below Set Criteria.																		
Bets	Wins	Win%	P/L(SP)	Places	Place%	Races	Race%	ROI(SP)	P/L(BF)	Lay(BF)	MxOdd	MaxWINOdds	AvgOdd	A/E	chi	ExpWins	BF A/E	BF chi
76	24	31.58	88.54	36	47.37	76	31.58	116.5	130.75	-142.97	67.00	41.00	10.76	1.74	9.31	13.76	1.98	13.76

You currently have 6 categories with specifications in your system.

Race Data - All of these categories specify only the types of races included.

<input checked="" type="checkbox"/>		Race Code	National Hunt
<input checked="" type="checkbox"/>		Race Class	Class 4 Class 5
<input checked="" type="checkbox"/>		Date (Year)	2015 2016 2017 2018 2019

Horse Data - These categories specify the individual traits of each horse in THIS race.

<input checked="" type="checkbox"/>		Class Move (inc Irish)	Same
<input checked="" type="checkbox"/>		Distance Move	Up 4f Up 4.5f Up 5f Up 5.5f Up 6f Up 6.5f Up 7f Up 7.5f Up 1m

Trainer Data - These categories specify characteristics of the trainer of the analysed horse.

<input checked="" type="checkbox"/>		Trainer	Tizzard, C L
-------------------------------------	--	---------	--------------

System 34: Back Colin Tizzard trained runners in Class 4 or 5 races only, racing in the same class as last time and stepping up in distance between 4f & 1m.

5. Philip Hobbs

The final of our five trainers. Newbury is a track that he likes to run his horses at and he's operating at a 22%-win strike rate with his hurdlers.

Performance of System Based on Below Set Criteria.																		
Bets	Wins	Win%	P/L(SP)	Places	Place%	Races	Race%	ROI(SP)	P/L(BF)	Lay(BF)	MxOdd	MaxWINOdds	AvgOdd	A/E	chi	ExpWins	BF A/E	BF chi
68	15	22.06	85.8	31	45.59	62	24.19	126.18	172.49	-187.01	126.00	34.00	15.86	1.46	2.53	10.3	1.66	4.53

You currently have 5 categories with specifications in your system.

Race Data - All of these categories specify only the types of races included.

<input checked="" type="checkbox"/>		Race Code	National Hunt
<input checked="" type="checkbox"/>		Track	Newbury
<input checked="" type="checkbox"/>		NH Race Type	Hurdle
<input checked="" type="checkbox"/>		Date (Year)	2015 2016 2017 2018 2019

Trainer Data - These categories specify characteristics of the trainer of the analysed horse.

<input checked="" type="checkbox"/>		Trainer	Hobbs, P J
-------------------------------------	--	---------	------------

It's probably best to concentrate on his younger hurdlers with his 4yo to 6yo's producing the following set of results:

Performance of System Based on Below Set Criteria.																		
Bets	Wins	Win%	P/L(SP)	Places	Place%	Races	Race%	ROI(SP)	P/L(BF)	Lay(BF)	MxOdd	MaxWINOdds	AvgOdd	A/E	chi	ExpWins	BF A/E	BF chi
48	13	27.08	98.8	21	43.75	45	28.89	205.83	185.31	-198.65	126.00	34.00	17.91	1.71	4.58	7.59	1.93	6.79

You currently have 6 categories with specifications in your system.

Race Data - All of these categories specify only the types of races included.

<input checked="" type="checkbox"/>		Race Code	National Hunt
<input checked="" type="checkbox"/>		Track	Newbury
<input checked="" type="checkbox"/>		NH Race Type	Hurdle
<input checked="" type="checkbox"/>		Date (Year)	2015 2016 2017 2018 2019

Horse Data - These categories specify the individual traits of each horse in THIS race.

<input checked="" type="checkbox"/>		Horse Age	Between 4 And 6
-------------------------------------	--	-----------	-----------------

Trainer Data - These categories specify characteristics of the trainer of the analysed horse.

<input checked="" type="checkbox"/>		Trainer	Hobbs, P J
-------------------------------------	--	---------	------------

Eight of those winners from 32 runners +87.3 came between November & January.

System 35: Back Philip Hobbs trained 4yo to 6yo hurdlers at Newbury.

Other possible angles for the Hobbs stable are in runners in beginners' chases. He doesn't have many runners in that race type but they have produced:

Performance of System Based on Below Set Criteria.																		
Bets	Wins	Win%	P/L(SP)	Places	Place%	Races	Race%	ROI(SP)	P/L(BF)	Lay(BF)	MxOdd	MaxWINOdds	AvgOdd	A/E	chi	ExpWins	BF A/E	BF chi
24	9	37.5	47.94	11	45.83	23	39.13	199.75	84.27	-90.24	51.00	51.00	6.36	1.24	0.6	7.26	1.35	1.13

You currently have 4 categories with specifications in your system.

Race Data - All of these categories specify only the types of races included.

<input checked="" type="checkbox"/>		Race Code	National Hunt
<input checked="" type="checkbox"/>		Race Type	Beginners Chase
<input checked="" type="checkbox"/>		Date (Year)	2015 2016 2017 2018 2019

Trainer Data - These categories specify characteristics of the trainer of the analysed horse.


<input checked="" type="checkbox"/>		Trainer	Hobbs, P J
-------------------------------------	--	---------	------------

System 36: Back Philip Hobbs trained runners in beginners' chases.

There you have it, some profitable micro angles from arguably Britain's five top National Hunt trainers. Like many of these methods. The above figures are based on historic data and whilst history has a good habit of repeating itself, it often doesn't.

Until next month.

John Burke



Make Consistent Profits from Horses with Proven Form Running in Quality Races Under the Ideal Conditions

With Proven Pro Punter John Burke as Your Guide

[Click to Secure your place - £12.99 per month](#)

Here's John Burke's Three Step Process

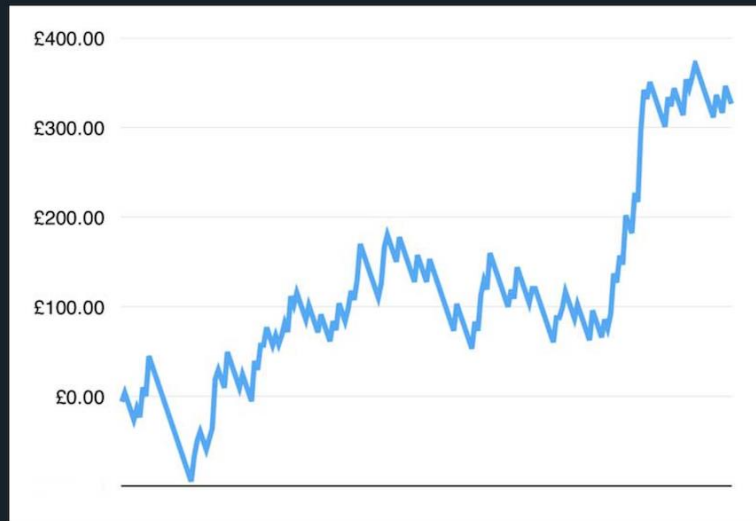
1. **Look for the Right Races** - I like to concentrate on the best races every day where the form is most likely to hold up.
2. **Look for Consistent Form** - Adopting the Dowst Method. I am looking for horses who have a 25% win+ career strike rate & 40%+ place strike rate, the higher the better in both cases. I back consistent horses who win races.
3. **Look for Proven Ability Under Race Conditions** - I also want a selection that has proven their suitability under the conditions of the race under consideration, using the following five variables: Going, Class, Course, Distance and Field Size. At the same time, it also highlights those runners who are not likely to be suited to the race conditions.

Done For You By John Burke

Although John has managed to describe the whole process in under 200 words as you no doubt realise the amount of work required to find these selections is not small.

But help is at hand John will do the work for you and find his these high probability consistent selections for you and you can sign up for these selections today for just £12.99.

LATEST RESULTS



December 2018 - February 2019 to £10 stakes

Consistent Profits is a new service that has been created by John Burke due to the big demand for shorter priced high strike rate selections.

John Burke has proved his skill at finding big priced value selections over the past 4 years with his Stat Pointers and Victor Value selections but this is a new approach and as yet only has a small past results file.

The service has been priced accordingly and is already showing signs of having similar success as John's other services, the price will rise once the results have been proven.



‘Heed Your Hunch’ – The Importance of Intuition in Betting

I’m sure you will have seen the Betway advertising campaign, designed by Saatchi & Saatchi and the notion of ‘having a hunch’ and sticking to that hunch when discussing sports betting outcomes.

The ‘hunch’ is a universal concept in betting, it’s that ‘gut feeling’ that something will or should happen. Many ‘casual’ bettors choose their bets through “gut feeling” about what they think will happen during an event.

In this article I’m going to look at the role of intuition when it comes to betting on the horses and why it should play a part in your decision making.

Should you really trust your intuition when investing in sports bet?

Now too many people placing a bet on a mere feeling sounds' the ultimate in recklessness. But is it?

How often have you heard someone say, “I have a good feeling about this business opportunity”? If you watch the BBC Series Dragons Den you will know what I mean. The Dragon’s know deep down there is more to a business investment than just cold statistical analysis.

They have that little voice in their head whispering to them, “this crazy idea could change the world”.

That little voice is the ‘voice of intuition’. Artists use it all the time and so do billionaires. Apple’s current CEO, Tim Cook has said, “There are times in all of our lives when a reliance on gut or intuition just seems more appropriate - when a particular course of action just feels right”.

Hey, if it’s a good maxim for the boss of Apple maybe it’s something punters need to take on board to. Without intuition you will almost certainly miss out on plenty of profitable opportunities. But the question remains.

Can you really trust your intuition? And just as importantly how does it work?

Henri Bergson On Intuition

Here’s where French philosopher Henri Bergson comes in. A large part of his intellectual work was dedicated to answering those two questions.

In the early part of the 20th century Bergson wrote that human thinking involved much more than intellect, which is a purely analytic tool. Putting it simply the intellect simplifies reality for practical reasons.

In business or, for the purpose of this article, sport betting this thinking leads to an obsession with figures. Now these figures are useful but all the excel charts, speed figures and the stride patterns of a horse only offer an arbitrary and partial picture.

Intuition can come across as intellectual laziness. For Bergson, however, it’s quite the opposite: far from being a mere “instinct” or “feeling”, he likened intuition to an effort. Intuition, he thought, stimulated the intellect, which would otherwise idly apply ready-made methods.

In business, intellect works well at identifying those small innovations which improve a product but tends to miss the radical ideas that can change an entire industry.

Unfortunately, modern society would rather we work with our intellect than develop our intuition. Intuition requires taking a step back and listening to yourself.

That doesn’t mean you can throw away the calculator just yet: according to Bergson, intellect and intuition are not only compatible they complement each other.

What is Gut Feeling?

Every decision we make, even the smallest of choices, are defined and directed by a whole array of factors and there even being made without conscious intent. The Max Planck Institute for Human Cognitive and Brain Sciences in Leipzig, found that brain activity predicts the decision a person will make up to 7 seconds before it’s made.

Throughout the day, we make decisions instinctively and quickly, without going through complicated, logical or mathematical strategies. Indeed clinical studies have shown that our minds are hard at work even when we're asleep, setting priorities for when we come out of our slumber.

Maybe one day we'll find out where intuition comes from. For now, all we do know is that our ability to make instinctive decisions based upon it is one of our more successful skills

Whether you believe in making decisions purely using data or trust your intuition we are still learning about the choices we make and why we make them.

Ignoring Your Gut Feeling Can be Costly

The key to successful horse racing betting is of course logical analysis. But one shouldn't disregard intuition.

In "Blink: The Power of Thinking Without Thinking" Canadian sociologist Malcolm Gladwell, writes that we have the capacity to determine what's most important in a short amount of time, and he named that ability "intuitive intelligence."

Malcolm Gladwell writes about legendary tennis coach Vic Braden who had an uncanny knack of being able to predict when a tennis player would produce a double fault even before the ball had hit the racket. Yet at the same time Braden couldn't say how he came to that conclusion, it was just an instant judgement

When watching a tennis match, Braden correctly called 16 out of 17 double faults before they happened. Clearly Braden had seen millions of serves and could intuitively spot the signs of a double fault before the error happened. He was also able to calculate the chance of a double fault by analysing a player's swing and comparing it to the countless service attempts he had seen before.

In fact, our first thoughts on the outcome of a horse race can often be the most successful. I'm writing this article on the weekend of the Cesarewitch at Newmarket and the Irish version. The winner at Newmarket was Stratum trained by Willie Mullins. When I first looked at the race, I had the horse as one for my betting shortlist. However, after I had analysed the race and looked at the data, I omitted him on the day. Of course, he went on and won.

Likewise, my first scan of the final declarations for the Irish Cesarewitch I was drawn to Royal Illusion. Once again having analysed the race more deeply he came off my list of bets. Of course, he went onto win easily.

There you go two examples of where my 'gut feeling', or 'hunch' was overruled by the data. My intuition that ability to understand something immediately, without the need for conscious reasoning; that ability to unconsciously make quick and accurate decisions was ignored.

I hadn't gone with my inner Braden.

A year or so back I wrote an article for OCP magazine, on how too much information can impede successful decision making. Excessive amounts of information can also get in the way of our natural intuitive intelligence.

Don't Throw The Calculator Away Just Yet...

I don't want to give the impression that it promises easy money, far from it and it doesn't make sense purely to rely on it either. Why because instinct isn't always a solid basis for decision making. No successful professional punter relies solely on gut feeling if they do it will soon lead to bankruptcy.

Harness Your Intuition

Intuition allows experienced punters to quickly draw conclusions about a race faster than their less knowledgeable ones.

How can you use it? First take a step back from the figures. Start to listen to that little voice a bit more. Don't ignore it! After all you can go back to the stats later.

Avoid overcomplicating thought processes. All they do is reassure you or help you cover your own back if your horse loses.

In summary:

As Henri Bergson pointed out in the early 20th century we need to combine intuition with intellect. A combination of those two approaches leads to successful betting. All successful punters use intuition to some extent. It's a key part of why they are successful but they only do so in conjunction with good preparation.

Whilst a betting strategy built solely around intuition, is unlikely to prove successful over the long term there's a strong argument that you can't be successful without it either.

Next month I will be back to part three of my series on improving your punting looking at misleading stats. Until then, just trust your gut a bit more!

John Burke

Ex Pro Footballer Earns his Living Betting Top Grade Horses in High Class Races

Join Him and **You Can Win Consistently** Without Long Losing Runs Even if the Bookies Have Closed You Down



Brett Love comes from a long line of horse racing experts, pro gamblers and tipsters. So in many ways when he landed an apprenticeship with West Bromwich Albion and went on to sign his pro footballer papers he was letting the family down.

But when tragedy struck and injury cut short his football career there was only one place to turn to replace his players salary. Pro Gambling!

Winning at Starting Prices is the Holy Grail of Horse Race Betting

Fast forward 30 years and Brett is now one of the few people that can make a living from betting on the horses even when he's restricted to starting prices.

Very few can make it pay that way and the vast majority of punters rely on Best Odds Guarantees or snatching prices at Betfair before the market is fully liquid.

[Click Here for an On Course Profits Exclusive Offer](#)



England under-rated for T20 success in New Zealand

James Pacheco of www.bettingmaestro.com discusses England's upcoming T20 series in New Zealand, where previously untested players can come to the fore.

The forgotten 'third' format?

England won the ODI World Cup thanks to one of the most dramatic passages of play in cricket history and somewhat disappointingly, ended up 'just' drawing the Ashes. Had they already held them, it wouldn't have been a major disaster but the way things have gone over the past couple of decades, winning the Ashes on home soil is somewhat to be expected.

The ODI side looks a settled one which will probably win most series over the next couple of years. The Test side has already undergone plenty of changes over the past couple of years and more changes are on the cards ahead of the Series against New Zealand away from home that follows the upcoming T20 series. And speaking of which, there hasn't been much talk of international T20 cricket for a while now.

The World Cup meant that for 12 months or so that's mostly what everyone was playing while a few Test series were played around those games. But with the T20 World Cup not so far away now, the focus is back on the shortest format.

England fielding a reserve side?

At first glance, England's squad for the T20 series looks like a reserve one. Here are a few of the players who have been omitted but would probably feature if it was a World Cup match being played tomorrow: Jason Roy, Joe Root, Jos Buttler, Ben Stokes, Jofra Archer. Chris Woakes and Moeen Ali might have been there or thereabouts as well. So pretty much, half the side or more.

Instead, skipper Eoin Morgan is leading a side including a couple of regulars like Adil Rashid and Johnny Bairstow but also containing plenty of players with something to prove and a few who haven't had a chance to prove anything yet. In the first category come Sam Billings, Sam Curran, Tom Curran and Chris Jordan.

In the second category come Matt Parkinson, Lewis Gregory, Tom Banton in and Pat Brown.

The bookies haven't wasted any time in just assuming this is a second-string XI and have priced up New Zealand as 1.5 favourites to win a 5-match T20 series.

Early value in England

That New Zealand conditions can be tough to play in, especially for the more uninitiated, is not up for debate. We can't change that.

But New Zealand is yet to announce their own T20 squad. What if they also decide to leave out a few star names? What if they decide to go into battle without skipper Kane Williamson, middle-order rock Ross Taylor, all-rounder James Neesham and strike bowler Trent Boult? Would England still be 2.88 if that were the case?

There's another reason why the squad England are taking to New Zealand isn't one to turn you nose up at. In the past the general rule for England has been to pick for T20Is the ODI players in form and who look like they can replicate their skills in the shorter version of the game. Fine to an extent but that means not giving a chance to the ones who have shone in domestic T20 cricket, whether played in England or elsewhere.

Matt Parkinson, Lewis Gregory, Tom Banton and Pat Brown, plus Saqib Mahmood and James Vince, have been among the best performers in the T20 Blast over the past few seasons and more than deserve their chance. If they're not put to the sword under the lights and in front of the TV cameras, we'll never find out what they can do when under pressure. One thing is for sure: they'll all feel this is do-or-die for them with so many of the regulars absent and so much to gain from eye-catching performances. So motivation levels at least, will be at boiling point.

England worth a punt

So what of New Zealand? It's worth remembering that they're down in fifth on the world rankings with England up in second, behind only Pakistan. The rankings tend to be a pretty good indication of how strong teams are because of how they're worked out.

The truth is New Zealand are far better suited to ODI cricket where batsmen have more time to settle at the crease and can play smart cricket rather than the helter-skelter nature of T20. The former was the brand of cricket that got them to that World Cup final, whereas they're yet to make a T20 World Cup final in six attempts. So they're a decent T20 outfit- of course they are- but not fantastic. And that's assuming they play something like their best XI.

Yes, the hosts just about deserve to be favourites. Fine. But the gulf in prices looks a little unjustified. Take England at 2.88 to win the Series outright or 4.33 to win it 3-2; both are decent value selections.

Back England to win T20 series @ 2.88 with Skybet or back England to win 3-2 @ 4.33 with Skybet.

Read more cricket betting tips and analysis from Jamie at www.bettingmaestro.com

REVEALED:
The secret to
finding **67%** of all
handicap chase
winners!

Understanding this key element
of race analysis could have
won you £18,000 (£10 bets) in
the last 5 years!



Download your **FREE** report
HERE



System Selections Update

There is an argument that says any system or method should avoid betting on favourites, because there is no value to be found there.

It's an argument I disagree with, as my view is that if you can remove the many false favourites, horses that don't really have a strong chance, what you are left with are horses that have a strong chance of winning and that are available at value prices.

In reality the way we approach this is to find methods or systems that select favourites that do have a strong chance of winning.

So it was pleasing to discover that we have achieved strong gains from the recent systems we have published that target favourites.

In fact the systems we have published that stipulated that the selection must be favourite are way outperforming the average.

Since we started recording the results of all the systems (April 18th) the favourites systems are 67.95 points up to Betfair SP after 5% commission with 1 point stakes.

(By the way our results will be declared to 2% commission from October 1st, if you haven't already opted in for 2% commission with Betfair I suggest you do that now)

That's from 308 bets and works out at a 22 % ROI. The strike rate has been typical of favourites at 34%.

The average Betfair SP has been 3.82.

One of the arguments I hear against favourites systems is that if you are making a profit betting favourites then that is just variance and it will correct itself over time and you will lose.

Many commentators claim that the Betfair price just before the off represents the true chance of all runners, but if that was the case then nobody could win (big) at Betfair, because we would either be grabbing perceived value bets to tiny stakes in the morning (and maybe winning but not winning big because of the tiny stakes) or betting nearer the off betting at a fair price but losing 2% over the long term because of the commission.

My view is that there is always info that is not accounted for in the Betfair price and if we can identify areas where favourites are bigger than they should be then we can prevail.

The table below lists all the systems that require the selection to be a favourite, in some cases it's the outright favourite in others joint and co favourites qualify.

The system name in the first column is our internal code and it works like this

(1)53-JB-Varian Fav

(1) = the number of the system and in each issue of the magazine the systems have a number (Not the April issue we started this in Issue 54)

53 = The magazine issue in which the system was published - issue 53

JB = The author of the system JB for John Burke, NH for Nick Hardman

Varian Fav = a brief description the system

As you can see most of these favourites systems are in profit since they went live, should you be backing the systems that are showing a loss? That's a question for you but I would suggest yes stick with them.

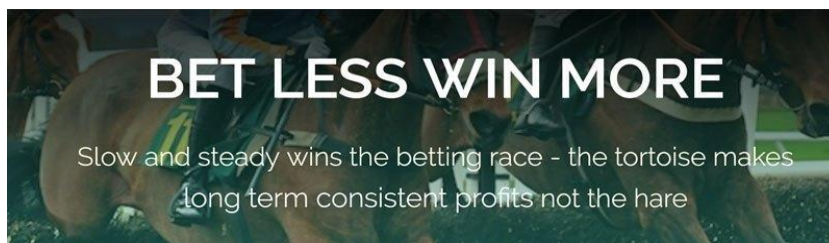
If you would like all the selections from all our current systems mailed to you each day you can sign up for that here at the discounted rate for readers -

<https://www.oncourseprofits.com/systemsreaderoffer>

System Name	Wins	Runs	Strike Rate %	Profit (BSP after 5% commission)	ROI %
(1) 53-JB-Varian Fav	12	26	46.15	10.81	41.58
(5) 53-JB-Gosden Favs	2	4	50.00	3.29	82.25
(6) 53-JB-Williams Fav	11	39	28.21	7.75	19.87
(7) 57-NH-Windsor	3	7	42.86	2.11	30.14
(8) 57-NH-Fav Windsor	3	7	42.86	0.45	6.43
(9) 53-JB-J OBrien Fav	3	15	20.00	-2.97	-19.80
(10) 53-JB-CF Wall	3	9	33.33	3.75	41.67
(11) 53-JB-Millman	2	6	33.33	1.45	24.17
(12) 53-JB-Tinkler Favs	5	16	31.25	3.61	22.56
(13) (55-JB- Goodwood Favs	3	10	30.00	2.75	27.50
(14) 55-JB-Goodwood Favs	6	17	35.29	9.76	57.41
(15) 55-JB-York Favs	15	37	40.54	15.25	41.22
(16) 55-JB-Bev Favs	11	30	36.67	8.77	29.23
(17) 57-NH-Fav Redcar	0	4	0.00	-4	-100.00
(18) 57-NH-Fav Redcar	4	6	66.67	8.96	149.33
(19) 57-NH-Fav Bev	2	7	28.57	0.22	3.14
(20) 57-NH-Fav Bev	5	9	55.56	5.91	65.67
(21) 57-NH-Fav Good	1	3	33.33	1.52	50.67
(22) 57-NH-Fav Good	3	9	33.33	2.86	31.78
(23) 57-NH-Fav Newm	2	12	16.67	-7.65	-63.75
(30) 58-NH-UTT Favs	0	4	0.00	-4	-100.00
(37) 58-NH-SO FAVS	1	2	50.00	0.59	29.50
(57) 57-NH-Fav Sandown	1	12	8.33	-8.99	-74.92
(58) 57-NH-Fav Donc	0	3	0.00	-3	-100.00
(59) 57-NH-Fav Ripon	4	7	57.14	3.21	45.86
(60) 57-NH-Fav Ripon	4	6	66.67	6.54	109.00
(62) 57-JB - MR DSkelton	0	1	0.00	-1	-100.00
Totals	106	308	34.42	67.95	22.06



Product Reviews



Cost: £19.99/month

The Trial: A small profit for our latest month with 17 successful lays from 28 short priced selections. The Betfair Starting Prices of the successful lays ranging between 1.24-4.40, with 6 of the selections being priced at less than 2.00.

He definitely has an eye for the vulnerable odds on shots!

As his results are reported using a 2% commission and at his achieved odds, we think we can safely assume that he uses Smarkets or Betdaq rather than Betfair for obvious reasons. (Editor's note: Betfair have now introduced 2% commission for all users who opt in)

His recommended stakes for the lays range from 0.15 point up to 0.65 point, but interestingly level stakes would have produced a greater profit this month.

Similarly, the stakes from the back bets ranged from 0.10 to 0.50 points with the 3 winners having stakes of 0.25 or less.

Conclusion: We'll have more next time, but for now check out [BetLessWinMore here](#).



**ELITE BETTING
SYNDICATE**
THE HORSE RACING EXPERTS

Cost: 10 day trial for £1.00 and then £39.00 + VAT thereafter.

The Trial: This month saw 19 winners from 122 selections and a profit of a shade over 10 points to the advised prices.

Our overall position now stands at 68 winners from 351 selections and a profit of 38 points to advised prices.

The service however appears to have gone through a bit of a change with us now receiving 2 emails most days with selections including 1 in the middle of the night, and often up to 6 bets per day.

Staking has also been adjusted with some bets being staked at 2 points each way and selections of double prices seem to have become the norm. This is a major change and the earlier results are not necessarily a reliable guide.

Conclusion: We will continue to monitor. You can get a £1 trial [here](#)



Mark Foley's Golf Tips


Cost: £19.99 per month

The Trial: Mark has given tips for the last 3 PGA tournaments: the BMW, East Lake and the Greenbrier Classic.

Having selected 16 players and staked 45 points we had just one selection tying for 5th place on an each way bet in the BMW tournament.

We are showing a deficit of 21 points to date, but it takes just one nice priced winner to turn things around again.

Conclusion: We are sure a winner is just around the corner. [You can find out more here.](#)



SJP GOLF TIPS

Average Tips Per Month: 32	Average profit per month: £275
Total Points Profit: 1311.1	Return On Investment: 38.49

Twitter icon | Email icon

Cost: 14 day free trial then £29.99 per month / £79.99 quarterly / £299.99 yearly.

The Trial: Following on from our last review this service went on to tip the outright winner of the next two PGA tournaments, the BMW Championship, with Justin Thomas (also tipped to be first round leader), at prices of 14/1 and 20/1 (tied).

Then, the following week Rory McIlroy was tipped, and was the only selection, at East Lake which he duly won at 8/1.

The next three tournaments, European Tour: Omega European Masters, Porsche and the KLM Open with Sam Horsfield tipped 1 point each way at 40/1 to win the latter, (he finished one shot behind the eventual winner to tie with 8 others for second place).

Although the Greenbriar Classic (PGA Tour) did not add to the winnings this last month's recommended total outlay of 31 points yielded a profit of 31 points for 100% ROI.

Conclusion: Winner achieved! If you'd like to find out more about SJP Golf Tips you can [visit the website here.](#)



Cost: 28 day trial £2.99 / £34.99 per mth / £87.50 per qtr / £157.5.0 ½ yrly / £279.99 yrly.

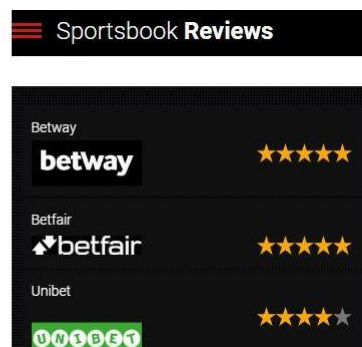
The Trial: This service offers up selections the evening before the days racing and staking is between ½ point each way and 2 points win (max stake).

To date, over a 6 week period, we have received 100 selections and landed 17 winners to turn a profit of 16.50 points.

This has been a steady start to the trial and a bonus that there is a written rationale provided with each of the selections.

Conclusion: A promising start. Why not take advantage of the 28 day trial for £2.99 by [clicking here](#).

Betting Maestro



[Betting Maestro](#) is one of the world's very few sites solely dedicated to cricket betting.

The site is packed with useful information about researching markets, how to find betting value, the importance of assessing the conditions on the day and other top tips aimed at showing a long-term profit when it comes to cricket betting.

What Betting Maestro can do for you:

Top tips from a professional cricket bettor.

Guides to playing top batsman, top bowler, man of the match and other side markets.

Reviews of the best Sportsbooks for cricket punters and the welcome bonuses you can receive.

[Visit Betting Maestro today!](#)