

# ON COURSE PROFITS

**£180 Per Month Average  
Profit From Our Systems -  
More Inside**

**Back These Favourites for  
Proven Profits**

**Inside - The Trainers to  
Follow for September Profits**

Issue 58 September 2019

**GOLD EDITION**



## Editors Welcome

Summer is nearly over and we are moving in to the latter stages of the flat season with the prospect of shorter days and a little less racing, surely we are due a dry September.

This month's sponsor is Lucrative Racing.

Lucrative Racing is dedicated to teaching you how to create an income in the horse racing betting and investment niche. They achieve this by providing readers with free training, betting strategies and profitable tips.

I hope you can spare a minute to visit our sponsors' website, and to collect some of that free training - [Click Here](#)

Inside this month, John Seed tells us how he won £95,000 in about 30 seconds. Nick Hardman continues his look at favourites that win and if you've been following along with our previous favourites systems you'll know they do win.

John Burke goes to Kelso and also tells us which trainers to back for September profits.

John also delivers part 1 of his new how to improve your punting series of articles.

We also have an update on our systems performance and the latest product reviews.

I hope you enjoy this issue, if you don't have time to follow the systems yourself you can sign up to have them found for you every day.

<https://www.onscourseprofits.com/systems>

All the best

Darren Power



**DISCOVER THE FREE TIPPING SERVICE THAT  
HAS GENERATED USERS AN ESTIMATED  
£2.41 MILLION IN PROFIT  
AND COUNTING...**

**CLICK HERE TO GET STARTED**



**FREE  
DAILY TIPS**

Start earning your share of £2.41 Million today, using a proofed and proven tipping service with a six year track record.



**VIDEO  
TUTORIALS**

Uncover the method behind the millions, and see how you can join the 1% of punters who make a living from their betting.



**PROOF OF  
PERFORMANCE**

Get access to our betting account history, and see exactly what you can expect to earn from this method, based on genuine results.

**PROVEN PROFITABLE WITH SIX YEARS OF SUCCESS...**



**CLICK HERE TO GET STARTED**



## Favourite Backing over Jumps

After last month's article on favourite backing on the flat and the AW, this month we follow up with a companion article for backing jollies over jumps.

Like I said last time, this will suit some and not others. It all depends on how you bet and, more importantly, your mind set to deal with losing runs. Favourite backing can be profitable.

It is not easy since around 67% of all favourites lose and around 33% win. These figures can be improved upon if you pick and choose where and when to back favourites and this article, along with last month's, is intended to help with that.

Favourites over jumps do have a marginally better strike rate than their flat counterparts due to the additional factors involved such as smaller fields, no draw bias, and the jumping factor to go along with speed and stamina. It is also helped by the dominance of the big yards of Mullins, Elliott, Henderson and Nicholls. Adding all those factors into the pot usually means cramped odds and little in the way of value, but favourite backers are more concerned with winners than value.

The other thing it lends itself to are shorter losing runs, allowing for a progressive staking plan if that is something you are comfortable with. It is seen as quite a dangerous thing to do but there are a number of ways of doing it that actually limit the risk. That is probably best saved for another day and a separate article.

The truth is, a system that continually bangs in winners at a 40% strike rate, will, in the long run, turn into a profitable pastime.

Like last time I am going to look at all jumps racing in the UK and Ireland since 2012 and the performance of outright favourites.

Joint and co-favourites are not included in the analysis.

Again, we will be looking at track, trip, race type, and number of runners, previous course form and a whole host of other factors in the attempt at creating a few profitable systems to follow in the coming jumps season.

As always, some of these systems will continue to perform and others may not, so paper trading or low stakes is advised until you get a feel for how things might pan out in the long run. I will be looking for year on year consistency, a higher than average strike rate and a decent return on investment. These are the three key factors.

So, let us see what my analysis has found.

## Uttoxeter

Uttoxeter is a sharp left handed track where it usually pays to race prominently, like most sharp tracks to be honest. Strong travelling types do well here but in the winter, it becomes a stamina sapping track and stamina is a major factor in the winter months.

Hurdlers that go off favourite at Uttoxeter have a 40% strike rate compared to 32% for the favourites sent off over fences, and it is the former group we will concentrate on.

There have been 281 winning hurdles favourites from 706 races since 2012 and they produced a profit of £65.11 at Betfair SP and a return on investment (ROI) of 9%. That in itself is a decent set of number but as always, we should try and improve on those figures.

The first thing to look at is race class and we find that Class 3 and Class 4 races are the ones where the profits lie, as shown in the figure below:

Criteria	Bets	Wins	Win%	P/L(SP)	Places	Place%	Races	Race%	ROI(SP)	P/L(BF)	ROI(BF)
Class 2	7	2	28.57	-2.37	5	71.43	7	28.57	-33.86	-2.32	-33.16
Class 3	48	18	37.5	11.97	28	58.33	48	37.5	24.94	15.57	32.44
Class 4	325	147	45.23	63.55	229	70.46	325	45.23	19.55	76.06	23.4
Class 5	326	114	34.97	-36.03	218	66.87	326	34.97	-11.05	-24.2	-7.42

There are not many class 2 races and class 5 appears to be expensive to follow.

Form at Class 5 is pretty unpredictable, but it is more substantial at Class 3 and 4 and that may be why the figures come out as they do.

Bets	Wins	Win%	P/L(SP)	Places	Place%	Races	Race%	ROI(SP)	P/L(BF)	ROI(BF)
373	165	44.24	75.52	257	68.9	373	44.24	20.25	91.63	24.57

It is a pretty simple filter, but it increases the strike rate to 44%, increases the profit to £91.63 at Betfair SP and, more importantly, boosts the ROI to a very respectable 25%.

We could just leave it there, but we can actually boost the ROI even higher. However, we need to lose half our winners and half our bets in doing so.

Given this is going to be one angle in a portfolio of favourite backing systems; I am inclined to sacrifice those winners in return for a better ROI.

The table below shows that we can achieve this by concentrating on the handicap runners.

Criteria	Bets	Wins	Win%	P/L(SP)	Places	Place%	Races	Race%	ROI(SP)	P/L(BF)	ROI(BF)
Non Handicap	161	80	49.69	6.29	126	78.26	161	49.69	3.91	9.83	6.11
Handicap	212	85	40.09	69.23	131	61.79	212	40.09	32.66	81.8	38.59

We also take a small hit on the overall P/L (around 10 points) and the overall strike rate drops from 44% to 40%. However, this is still well above the average strike rate for favourites in both codes and the effect is that we increase the ROI to 33%, an increase of 8%.

Before we settle on that, there is another factor that actually increases the ROI to 33% yet keeps the P/L we saw earlier, and that factor is race distance as shown in the table below:

Criteria	Bets	Wins	Win%	P/L(SP)	Places	Place%	Races	Race%	ROI(SP)	P/L(BF)	ROI(BF)
1m7.5f	17	8	47.06	-1.59	12	70.59	17	47.06	-9.35	-1.5	-8.79
2m	107	45	42.06	-3.99	73	68.22	107	42.06	-3.73	-0.67	-0.62
2m4f	67	30	44.78	11.76	47	70.15	67	44.78	17.55	14.29	21.33
2m4.5f	77	37	48.05	42.21	52	67.53	77	48.05	54.82	47.24	61.35
2m6f	1	1	100	1.88	1	100	1	100	188	1.82	182.4
2m7.5f	50	24	48	20.95	34	68	50	48	41.9	24.15	48.3
3m	54	20	37.04	4.3	38	70.37	54	37.04	7.96	6.29	11.65

As you can see, the race distances to concentrate on are 2m 4f and further.

There are still plenty of winners over 2m trips but these show a small loss. If we concentrate on trips of 2m 4f to 3m then we end up with the following figures:



Bets	Wins	Win%	P/L(SP)	Places	Place%	Races	Race%	ROI(SP)	P/L(BF)	ROI(BF)
249	112	44.98	81.1	172	69.08	249	44.98	32.57	93.79	37.67

I am more than happy to leave it there. That set of rules has produced a profit in each of the last 7 years. There are no standout trainers here that farm these races so that should help secure some half decent prices.

**System 30:** Back favourites in Class 3 and 4 hurdle races at Uttoxeter run over trips of 2m 4f to 3m.

## Southwell

Southwell's jumps track is another sharp left handed track. Summer jumps on good ground place the emphasis on speed but the complete opposite is true under testing conditions where stamina laden horses do best and no surprise to see the field strung out under these conditions.

The other thing to note is that the hurdles and fences are quite unforgiving, meaning sloppy jumping can see plenty of casualties. You need to be a good accurate jumper here that is for sure.

We are sticking with the hurdlers and the favourites have a record of 217-493 (44% strike rate) for a profit of £67.88 and an ROI of 13.77% at Betfair SP. Those numbers are strikingly similar to the stats at Uttoxeter, although the ROI is a bit higher.

Also, with alarming similarity we find that it is those races over 2m 4 ½f and further that realise most of the profits. There are plenty of winners over 2 mile trips but these winners more or less break even. If we concentrate on the races over 2m 4 ½f and further, we end up with the following figures:

Bets	Wins	Win%	P/L(SP)	Places	Place%	Races	Race%	ROI(SP)	P/L(BF)	ROI(BF)
319	142	44.51	61.09	214	67.08	319	44.51	19.15	73.68	23.1

We do lose a fair number of winners but we add a few points to the bottom line and we boost the ROI to over 20% and that is what it is all about. Good news for us is that the strike rate remains at around 44%.

Handicappers and non-handicap favourites are both profitable over these distances and all the winners and profits have come in Class 3, 4 and 5 events. Probably safe to say we can leave it there and not add in any more filters.

It is a fairly simple set of rules, one which has produced a profit in 7 of the last 8 seasons. The one losing year was marginal and you may have even managed to beat that if you had taken prices higher than Betfair SP. That is not that difficult to do, but it does require monitoring the markets before the off which does not suit those that have to work for a living.



**System 37:** Back favourites in Class 3, 4 and 5 hurdle races at Southwell run over trips of 2m 4 ½f or further.

## Taunton

Taunton is another sharp track and they usually get racing from a fair way out on the descent down to the third last fence or second last hurdle.

Front runners do well here, taking the shortest route round the tight bends. The obstacles are tricky, and it is another course with a high casualty rate in terms of fallers and unseats.

As we have seen with our other two courses so far, Uttoxeter and Southwell, it is the favourites in hurdles races at Taunton that do particularly well. The bare form figures of the jollies since 2012 are shown in the table below:

Bets	Wins	Win%	P/L(SP)	Places	Place%	Races	Race%	ROI(SP)	P/L(BF)	ROI(BF)
422	181	42.89	22.91	304	72.04	422	42.89	5.43	44.97	10.66

Like our other two courses we have identified, the results for all hurdles favourites looks good with an overall record of 181-422 (43% strike rate), a P/L of £44.97 and an ROI north of 10%.

Quite a promising set of numbers even before we begin to dig a little deeper.

There are a number of different ways to improve on these figures. The primary one is race distance again. However, this time we find that races further than 2m 4f are not especially profitable and we actually see the strike rate tail off the further the horses are asked to go.

The table below shows the combined results for favourites over 2m 1f to 2m 4f:

Bets	Wins	Win%	P/L(SP)	Places	Place%	Races	Race%	ROI(SP)	P/L(BF)	ROI(BF)
290	140	48.28	45.61	216	74.48	290	48.28	15.73	59.62	20.56

We see an improvement in the P/L when sticking to races over 2m 1f to 2m 4f, and we also see the ROI increase to over 20% and the strike rate is now nudging up towards 50%.

The next thing we need to do is eliminate the Class 1, 2 and 3 races. These have a combined record of 25-62 which is impressive, but they only realise a marginal profit at Betfair SP.

In contrast the favourites in Class 4 and 5 hurdles races have the following combined record:

Bets	Wins	Win%	P/L(SP)	Places	Place%	Races	Race%	ROI(SP)	P/L(BF)	ROI(BF)
228	115	50.44	44.81	175	76.75	228	50.44	19.65	56.12	24.61

The strike rate is now a shade over 50% and the ROI is around 25%. We have dropped a couple of points but that is neither here nor there in the grand scheme of things.

Lots of different trainers have been responsible for those 115 winners, including the big yards that often start some of their youngsters off at this course.

Overall though, the numbers are not dominated by the likes of Henderson and Nicholls, although the latter is the winning-most trainers at this course in recent times. Again, this is a simple little angle and no need to delve any deeper:

**System 38: Back favourites in Class 4 and 5 hurdle races at Taunton run over trips of 2m 1f to 2m 4f.**

## Ludlow

Ludlow is a sharp right handed track and the chase course has tighter turns than the hurdles course. The obstacles are generally described as easy and it really does play to the strengths of the speed merchants.

Nicky Henderson introduces a lot of his horses here and they go on to be very, very smart. This time we finally get to have a look at the chase favourites, and they have the following record since 2012:

Bets	Wins	Win%	P/L(SP)	Places	Place%	Races	Race%	ROI(SP)	P/L(BF)	ROI(BF)
285	124	43.51	57.14	181	63.51	285	43.51	20.05	63.83	22.4

As always, those figures are excellent in their own right with an ROI of over 20% without adding in any filters. That is my ballpark figure when looking at micro-angles and systems. The rationale is that if it underperforms, we should still get an ROI around 10% or higher which is a decent return considering most people that bet, lose.

This time we do not need to actually drill any deeper than those bare figures.

Race distance has no bearing on performance with plenty of winners and profits at 2m, 3m and further. The number of runners in the race also has no bearing on the performance of the favourites. Race class, as we have seen, had been a key factor at our other courses.

However, profits are to be made by backing favourites in Class 2 down to Class 6. In fact, favourites in Class 2 chases are 6-7 since 2012.

There are a couple of interesting stats.

Most people shy away from Hunter Chases, but Ludlow run a lot and the favourites are 23-43 (53% strike rate), P/L £12.34, ROI 29% since 2012.

Beginner's chases (5-7) and novice chases (15-26) are also giving good returns along with the handicap races.

Tom George (11-17) and Henry Daly (5-9) are two trainers to note here in recent times:

**System 43: Back favourites in chase races at Ludlow.**

**Sandown**

We all know about Sandown and the famous Railway fences.

If ever there was a true test of a horse's ability to jump fluently and often, then it is this course. There are no fewer than 7 fences in the back straight and they come thick and fast.

It is definitely a course that suits front runners or prominent racers and they can prove tough to peg back if they get into any sort of rhythm.

The reason for this is that it can prove difficult to improve your position with so many fences to jump in quick succession.

The performance of the favourites in chases at Sandown since 2012 is shown below:

Bets	Wins	Win%	P/L(SP)	Places	Place%	Races	Race%	ROI(SP)	P/L(BF)	ROI(BF)
183	77	42.08	19.49	109	59.56	183	42.08	10.65	26.5	14.48

An excellent strike rate, an average profit and a decent ROI.

We can improve on the figures by sticking to races between 2 and 3 miles. We sacrifice half of our bets and a lot of winners, but the bottom line is that the figures improve to:

Bets	Wins	Win%	P/L(SP)	Places	Place%	Races	Race%	ROI(SP)	P/L(BF)	ROI(BF)
97	48	49.48	35.59	60	61.86	97	49.48	36.69	40.88	42.14

The strike rate is now up to nearly 50% and the ROI has sky-rocketed to 42%.

You will only get around 9 to 13 bets in a calendar year, but you can expect half of them to win.

Those 48 winners are spread nicely across the different race classes, handicap and non-handicap, novice and beginner's races.

Note that the non-handicap chase favourites have an incredible 61% strike rate (41-67) over all race distances.

**System 49: Back favourites in chase races at Sandown run over 2m to 3m.**

To finish off, the following tracks are also worthy of a mention and definitely worth keeping a close eye on for the coming season:

**Bangor-On Dee**

Non-handicap chase favourites are the way to go at North Wales only racecourse:

Bets	Wins	Win%	P/L(SP)	Places	Place%	Races	Race%	ROI(SP)	P/L(BF)	ROI(BF)
61	39	63.93	21.87	44	72.13	61	63.93	35.85	23.11	37.88

That is the highest strike rate I managed to come across in researching this article. This one works on any type of non-handicap chase including hunter chases, novice and beginners' events.

### **System 52: Back favourites in non-handicap chases at Bangor-On-Dee**

#### **Tipperary**

The Irish courses finally make it onto our list, and it is Tipperary and the favourites in non-handicap hurdle races that catch the eye.

Bets	Wins	Win%	P/L(SP)	Places	Place%	Races	Race%	ROI(SP)	P/L(BF)	ROI(BF)
83	46	55.42	17.55	65	78.31	83	55.42	21.14	21.32	25.69

Since 2012, the favourites in these races are 46-83 equating to a 55% strike rate and a profit of £21.32 at Betfair SP, with an ROI of 26%.

Those results are even better if we stick solely to novice hurdles and maiden hurdles.

Concentrating on these two types of non-handicap race has seen the following results posted for favourite backers:

Bets	Wins	Win%	P/L(SP)	Places	Place%	Races	Race%	ROI(SP)	P/L(BF)	ROI(BF)
64	37	57.81	19.43	49	76.56	64	57.81	30.36	22.5	35.16

The strike rate and P/L does not change significantly but the ROI increase by 10% to a tasty 35%.

### **System 53: Back favourites in maiden and novice non-handicap hurdle races at Tipperary**



# Top Class Racing Tips for Top Class Racing

From Highly Regarded and Proven Race Profiling Expert



**All Selections Proofed in Advance of Racing. Including...**

- ✓ Glorious Goodwood & Galway + £1,166
- ✓ York Dante Festival + £1,416
- ✓ Aintree Grand National Festival + £1,160
- ✓ Punchestown Festival + £1,396

[Join Now for Immediate Access](#)

## Maybe You've Heard of the Amazing Skills of Dr Nick Hardman

And his Amazing Profits at Huge Prices in Top Class Racing

- 📍 Cheltenham Festival
- 📍 Aintree Grand National
- 📍 Sandown Tingle Creek
- 📍 Glorious Goodwood
- 📍 Royal Ascot
- 📍 Scottish Grand National
- 📍 Welsh Grand National

### Immediate Access For You

Now you can get access to the selections of what many are calling the next 'Pricewise'

Previously only available to members of the Betting School Insiders Club, now you can access Nick Hardman's selections every weekend and for the biggest races each year.

All for a small monthly fee.

Once you've joined you will get immediate access to the members page.

Here you will find the current selections or details of when the next selections will be posted.

All selections are posted the evening before racing so that you can bag the best of the early prices and make the maximum profit.

## Here's what the Highly Regarded Geegeez website said about Dr Nick Hardman

 Racecards | Report

Nick had a fantastic Ebor meeting at York last week and allied to a winner at each of the Chester, Deauville and Worcester meetings, **Big Race Analysis** identified 14 winners from 52 selections (26.9% SR). A simple £10 stake on each selection returned excellent profits of £295.50 at an ROI of some 56.8%!

Join Today at the Discounted Introductory Price and Get Started on the Road to Long Term Profit!

[Click Here for Immediate Access](#)



## **Kelso Racecourse: Racing in the land of Sir Walter Scott**

In last month's OCP magazine I looked at the Market Rasen. This month I'm heading North to Scotland and Kelso racecourse.

As before in this series of articles on British racecourses, I will look briefly at the track's location, history, configuration and will also highlight some significant track stats.

### **History and Location**

Kelso Racecourse is one of five Scottish racecourses. It's located just inside the Scottish border and is situated about two miles outside of the town of the same name. This is very much a country track and offers racegoers a beautiful backdrop to the racing action.

Horse racing has taken place in the area since 1734 but it wasn't until 1822 that the racing was held at the site of the present course.

Initially a flat only racecourse, from the late 19th Century it became a course for National Hunt racing only.

In 1913 the racecourse became involved in the struggle for women's suffrage, when Edith Hudson and three other suffragettes were charged with attempting to set fire to the Kelso racecourse stand.

For those coming by car Kelso is easily accessible just off the A698, for those coming from Berwick and by the A68 and A7 from Edinburgh and from Newcastle and Carlisle in the south.

Given its remote location, not surprisingly it isn't easily accessible by public transport.

There is regular rail service from Edinburgh to Tweedbank and the journey takes about an hour. For those coming by train Kelso racecourse offers a Track2Track return bus transfer from Tweedbank railway station to the course, at the time of writing it is £6pp.

If you do take this route you have book the bus journey in advance with the racecourse.

If you are coming from England the nearest railway station is Berwick-on-Tweed which is 22 miles from the racecourse.

## **Track Configuration**

Racing takes place at Kelso throughout the winter. There are two left-handed courses both have tight bends.

Both tracks can be described as essentially sharp in nature.

### [The Hurdle Course](#)

### [The Chase Course](#)

The emphasis used to be on stamina at Kelso as it could be a punishing test at the end of race with the final three furlongs being uphill. However, in late 2012, changes were made to the track with the final obstacle on both the chase and hurdle courses being moved closer to the winning post.

Despite the moving of the final obstacles it's still a tough run in.

Dramatic finishes are a feature of racing at Kelso, as the leaders at the last can have the race snatched from their grasp as they approach the winning line.

The fences are easy to medium, but according to Timeform "*The chase course has one of the highest casualty rates in the country*".

The course has good natural drainage which means that going is rarely heavy at Kelso.

The course stages the Scottish Borders National Handicap Chase, over a marathon 4m ½ f in December, but the courses main meeting is the pre-Cheltenham fixture in February which features the Premier Kelso Hurdle, a Grade 2 race over 2m 2f and the Premier Chase, a Listed race over 2m 7f.

## **Kelso Stats**

As ever let's begin by looking at some general stats including favourite stats at the course since 2015.

The stats below are from Jan 1st, 2015 to the time of writing (10/08/19) and cover all meetings at the course.

Once again, I am using the ever useful [www.horseracebase.com](http://www.horseracebase.com) for the stats.

Let's begin by looking at some general meeting stats from the last five years, beginning with the fate of the favourites, both clear and joint.

The results below contain 409 winners from 3239 runners 986 placed.

### **Favourites**

Clear, joint & co-favourites have produced the following set of results:

**157 winners from 441 runners 36% -21.68 A/E 0.94 265 placed 60%**

Breaking those results down into handicap & non-handicap races gives us:

**Non-handicap - 72 winners from 160 runners 45% -17.21 A/E 0.89 115 placed 72%**

**Handicap – 85 winners from 281 runners 30% -4.47 A/E 0.99 150 placed 53%**

Digging a bit deeper let's focus on favourites that won their last race and those favourites who had finished outside the first three on their last start.

- **Favourites that won their last race have produced – 50 winners from 131 runners 38% +4.34 A/E 0.95 86 placed 66%.**
- **Favourites that had finished outside the top four on their last start produced – 30 winners from 113 runners 27% -29 A/E 0.73 64 placed 57%.**

### **Trainers and Favourites:**

If you're a favourite backer, here are the best performing trainers when the money is down:



Criteria	Bets	Wins	Win%	P/L(SP)	Places	Place%	Races	Race%	ROI(SP)	P/L(BF)	MxOdd	MaxWINOdds	AvgOdd	A/E	chi	ExpWins	BF A/E	BF chi
Richards, N G	42	14	33.33	-4.32	32	76.19	42	33.33	-10.29	-2.2	5.00	4.50	2.85	0.84	0.68	16.62	0.91	0.22
Russell, Miss Lucinda V	32	10	31.25	-0.15	18	56.25	32	31.25	-0.47	1.56	5.50	4.33	3.36	0.99	0	10.13	1.07	0.07
McCain Jnr, D	22	8	36.36	5.08	14	63.64	22	36.36	23.09	6.99	5.50	5.50	3.29	1.09	0.09	7.34	1.16	0.27
Nicholls, P F	13	7	53.85	3.47	7	53.85	13	53.85	26.69	4.35	3.50	3.50	2.19	1.04	0.02	6.73	1.1	0.13
Jefferson, J M	11	7	63.64	5.66	9	81.82	11	63.64	51.45	5.88	4.50	4.50	2.38	1.34	1.16	5.22	1.38	1.36
Jardine, I	12	5	41.67	-0.57	8	66.67	12	41.67	-4.75	-0.02	3.75	3.75	2.42	0.9	0.11	5.58	0.95	0.02
Graham, Mrs H O	10	5	50	5	8	80	10	50	50	5.84	4.50	4.50	2.95	1.25	0.41	4.01	1.31	0.58
Dobbin, Mrs R	14	5	35.71	-1.81	9	64.29	14	35.71	-12.93	-1.31	5.00	3.75	3.23	1.01	0	4.93	1.09	0.05
Dalglish, Keith	14	5	35.71	-0.48	8	57.14	14	35.71	-3.43	0.41	4.50	3.75	2.83	0.89	0.11	5.6	0.96	0.01
Alexander, N W	14	4	28.57	-1.78	7	50	14	28.57	-12.71	-1.22	5.00	4.00	3.38	0.86	0.14	4.67	0.92	0.04
Thomson, A M	19	4	21.05	-8.55	11	57.89	19	21.05	-45	-8.47	5.00	3.75	3.42	0.65	1.16	6.2	0.69	0.77
Vaughan, Tim	7	4	57.14	2.71	4	57.14	7	57.14	38.71	3.18	4.00	2.88	2.96	1.58	1.34	2.53	1.72	1.79
George, T R	6	4	66.67	4.27	5	83.33	6	66.67	71.17	3.86	4.00	3.75	3	1.79	2.24	2.23	1.86	2.48
Slack, Kenneth	6	4	66.67	7.75	4	66.67	6	66.67	129.17	8.05	5.00	5.00	3.31	2.13	3.48	1.88	2.31	4.19
Bailey, K C	5	3	60	-0.15	3	60	5	60	-3	-0.05	2.88	2.20	2.07	1.12	0.08	2.69	1.17	0.15
Hammond, Micky	9	3	33.33	-0.25	4	44.44	9	33.33	-2.78	0.47	5.00	3.75	3.39	1.05	0.01	2.85	1.18	0.11
Henderson, N J	4	3	75	-0.06	4	100	4	75	-1.5	-0.06	3.00	1.36	1.74	1.15	0.16	2.62	1.19	0.24
Robson, Miss P	9	3	33.33	-1	6	66.67	9	33.33	-11.11	-0.91	5.00	3.50	3.48	1.08	0.03	2.78	1.17	0.1

**Summary:** Nicky Richards is the trainer with the most winning favourites at Kelso, followed by Lucinda Russell. Looking at the A/E stat two trainers worth noting are Harriet Graham & Tom George.

### Jockeys and Favourites:

Which jockeys have done the business when the money is down for favourite backers?

Criteria	Bets	Wins	Win%	P/L(SP)	Places	Place%	Races	Race%	ROI(SP)	P/L(BF)	MxOdd	MaxWINOdds	AvgOdd	A/E	chi	ExpWins	BF A/E	BF chi
Hughes, Brian	70	23	32.86	-11.43	43	61.43	70	32.86	-16.33	-9.14	6.50	5.00	2.89	0.83	1.41	27.87	0.88	0.63
Harding, Brian	21	9	42.86	5.78	14	66.67	21	42.86	27.52	7.22	5.00	4.50	2.96	1.1	0.14	8.16	1.18	0.39
Quinlan, Sean	8	7	87.5	11.11	7	87.5	8	87.5	138.88	11.76	4.50	4.50	2.72	2.22	7.76	3.15	2.35	8.64
Bowen, Mr S P	13	7	53.85	4.8	8	61.54	13	53.85	36.92	6.16	5.50	5.50	2.44	1.17	0.31	6	1.25	0.61
Nichol, Craig	20	6	30	-5.26	12	60	20	30	-26.3	-4.44	4.50	3.75	3.35	0.89	0.12	6.74	0.96	0.01
Twiston-Davies, Mr S	9	5	55.56	1.57	8	88.89	9	55.56	17.44	2.05	4.00	3.00	2.56	1.23	0.38	4.08	1.31	0.64
Bewley, Mr C	11	5	45.45	2.67	9	81.82	11	45.45	24.27	3.15	5.50	4.50	3.01	1.16	0.18	4.32	1.2	0.26
Colliver, J	6	4	66.67	8	4	66.67	6	66.67	133.33	9.55	5.50	5.50	3.58	2.15	3.57	1.86	2.38	4.45
Brooke, Henry	9	4	44.44	4.38	6	66.67	9	44.44	48.67	4.78	5.00	5.00	3.41	1.45	0.8	2.76	1.56	1.13
Johnson, Richard	6	4	66.67	3.13	4	66.67	6	66.67	52.17	3.55	3.75	3.00	2.5	1.53	1.31	2.61	1.63	1.63
Day, Mr R D	12	4	33.33	-2.4	9	75	12	33.33	-20	-1.89	5.00	3.25	3.08	0.89	0.09	4.49	0.94	0.02
Fox, Mr D R	17	4	23.53	-2.17	6	35.29	17	23.53	-12.76	-1.51	7.50	4.33	3.89	0.85	0.15	4.71	0.93	0.03
Bass, Mr D R	4	3	75	0.85	4	100	4	75	21.25	0.95	2.20	2.20	1.71	1.22	0.31	2.46	1.27	0.42
Cook, Danny	13	3	23.08	-5.42	6	46.15	13	23.08	-41.69	-6.11	5.00	3.75	2.93	0.57	1.62	5.25	0.59	1.4
Buchanan, Peter	7	3	42.86	1.76	7	100	7	42.86	25.14	2.08	4.50	3.25	3.07	1.28	0.27	3.35	1.38	0.46
Jacob, Daryl	7	3	42.86	-2.56	5	71.43	7	42.86	-36.57	-2.48	4.33	1.83	2.09	0.76	0.55	3.97	0.77	0.45

**Summary:** The top jockey numerically is Brian Hughes who's well clear of his nearest rival but he's performing below market expectations looking at his A/E stat. Of more interest from a value perspective are the likes of Sean Quinlan and Sam Twiston-Davies.

### General Stats:

Now a few general course stats.

Starting with market position.

Market Position:

- **The top three in the betting - 317 winners from 1254 runners 25% -45.45 A/E 0.95 629 placed 50%.**
- **Odds SP: 18/1 & above – 12 winners from 882 runners 1% -476 A/E 0.51 82 placed 9%.**

**Summary:** Big priced winners those 18/1 and above do occasionally pop up at Kelso but they are few and far between and looking at the A/E stat it's not a pond you really want to be fishing in as far as winners are concerned.

Last Time Out Placing:

Those horses that finished in the first three in their last race provided 220 winners from 1148 runners 19% -199.69 A/E 0.92 446 placed 41%

Last Time Out Winners:

- **Last time out winners provided 95 winners from 410 runners 23% -37.12 A/E 0.93 201 placed 49%.**

Previous Course Winners:

- **Previous course winners provided 95 winners from 618 runners 15% -14.16 A/E 0.94 220 placed 36%.**

**Summary:** As a comparison, the average for last time out winners in all UK NH races in the period under research is 21% with an A/E 0.91. Whilst previous course winners average, in a NH races in the period have won 15% of races with an A/E 0.89. So, previous course winners are performing slightly above the national average in terms of winners and above market expectations.

If you had backed all previous course winners at Kelso, you would have lost just £14.16 to a £1 level stake.

79 of those course winners were sent off at 18/1 or bigger with three winning for a 10 point profit (12 more were placed) these horses are performing 5% better than the betting market expected.

## **Trainer Stats and Angles**

Here are a few interesting trainer track stats, which will hopefully enable you to identify some winners at Kelso, throughout the rest of the 2019-20 National Hunt season.

### **1. Trainers & Handicap Hurdle Runners Top-Three In The Betting**

Lucinda Russell – 8 winners from 26 runners 31% +11.79 A/E 1.28 13 placed 50%

Nicky Richards – 6 winners from 15 runners 40% +12.91 A/E 1.8 9 placed 60%

### **2. Trainers & Handicap Chase Runners Top-Three In The Betting**

Lucinda Russell – 12 winners from 39 runners 31% +11.47 A/E 1.23 18 placed 46%

Sandy Forster – 4 winners from 7 runners 57% +12.9 A/E 3.03 5 placed 71%

### **3. Trainers & Race Class – (Handicaps)**

Keith Dalglish (Class 4) – 4 winners from 13 runners 31% +0.16 A/E 1.25 5 placed 38%

Nicky Richards (Class 3) – 7 winners from 23 runners 30% +11.98 A/E 1.26 10 placed 43%

Nicky Richards (Class 4) – 5 winners from 17 runners 29% +18.16 A/E 1.64 9 placed 53%

Lucinda Russell (Class 3) – 8 winners from 33 runners 24% +13.71 A/E 1.42 16 placed 48%

Harriet Graham (Class 4) – 4 winners from 17 runners 24% +4.83 A/E 1.66 10 placed 59%

George Bewley (Class 4) – 5 winners from 20 runners 20% +18.5 A/E 1.65 11 placed 44%

### **Trainers & Race Distance (All races)**

Lucinda Russell (2m 1f to 2m 1 ½ f) – 10 winners from 34 runners 29% +13.34 A/E 1.65 16 placed 47%

Lucinda Russell (3m 2f to 3m 2 ½ f) – 6 winners from 21 runners 29% +14.96 A/E 1.66 12 placed 57%

#### **4. Trainers & NHF Races – Racecourse Debutants**

Iain Jardine – 3 winners from 10 runners 30% +4.75 A/E 1.97 4 placed 40%

On the negative side **Nick Alexander & Harriet Graham** are **0 winners from 21 runners 1 placed** with bumper debutants.

**Summary:** Plenty of interesting trainer stats to digest there, albeit the sample sizes are small.

The most interesting for me would be the Nicky Richard's stats in Class 3 & 4 handicaps.

#### **Kelso Trainer Micro Angle:**

Finally, here is a trainer micro angle for you:

**Trainer:** Nicky Richards

**Race Type:** Handicaps

**Race Class:** 3 and 4 only

**Race Distance:** 2m 5f to 3m 2 ½ f

**11 winners from 29 runners 38% +31.14 A/E 1.63 15 placed 52%**

**System 28:** Back Nicky Richards Kelso runners in Class 3 & 4 handicaps racing between 2m 5f & 3m 2 ½ f.

Hopefully you enjoyed this brief look at Kelso racecourse and some of the track's key stats.

The next stop in this tour of British racecourses makes the short trip across the border to Carlisle.

Until next time

**John**



# Ex Pro Footballer Earns his Living Betting Top Grade Horses in High Class Races

Join Him and **You Can Win Consistently** Without Long Losing Runs Even if the Bookies Have Closed You Down



Brett Love comes from a long line of horse racing experts, pro gamblers and tipsters. So in many ways when he landed an apprenticeship with West Bromwich Albion and went on to sign his pro footballer papers he was letting the family down.

But when tragedy struck and injury cut short his football career there was only one place to turn to replace his players salary. Pro Gambling!

## Winning at Starting Prices is the Holy Grail of Horse Race Betting

Fast forward 30 years and Brett is now one of the few people that can make a living from betting on the horses even when he's restricted to starting prices.

Very few can make it pay that way and the vast majority of punters rely on Best Odds Guarantees or snatching prices at Betfair before the market is fully liquid.

[Click Here for an On Course Profits Exclusive Offer](#)



Image by Jean Louis Tosque from Pixabay

## **Trainers to follow in September. When Autumn Leaves Start To Fall**

The month of September brings a change of season. The warmth of summer gives way to mornings with a touch of chill in the air, the evenings come earlier, as the days shorten and with it the ending of turf evening meeting.

Hard to believe but by the time you read this we'll be just two months from Cheltenham's first meeting of the National Hunt season.

For punters September can be a tough month, as the change in season often ushers in a change in the weather. The good to firm ground of the previous months can quickly be replaced by softer underfoot conditions.

September is also a month when those flat horses who were given a summer break return for an autumn campaign adding a further layer of complication to form study. It all makes for some interesting weeks which are all dependent on the weather.

Will there be an 'Indian Summer' or will it be a month of wind and rain?

Whatever the weather does. There's plenty of great flat racing to look forward to both sides of the Irish Sea.

It all begins with the 32Red Sprint Cup festival at Haydock at the start of September. Quickly followed by the St Leger Festival & Irish Champions Weekend. Ayr's Western Meeting takes centre stage later a week later and at the end of the month Newmarket's Cambridgeshire Meetings brings down the curtain on what is sure to be an exciting few weeks of racing.

In last month's Acorn's I highlighted those trainers who have done well with their runners in August. That theme continues, as I look at those trainers worth following during September.

There are six trainers, three of them on the flat, two on the all-weather and one over jumps.

As ever the excellent [www.horseracebase.com](http://www.horseracebase.com) with its mine of detailed information and stats is the starting point for this month's investigation.

Before analysing further, to keep the data as relevant as possible, my starting point is all flat turf races run over the last two years only.

The only specific filters I have used at this point are that the runner's SP is 20/1 or shorter and the trainers had a minimum of 25 runners in the period under research.

## September Trainers – Flat Turf

Let's begin by looking at the top trainers in the month ordered by winners on the turf.

Criteria	Bets	Wins	Win%	P/L(SP)	Places	Place%	Races	Race%	ROI(SP)	P/L(BF)	MxOdd	MaxWINOdds	AvgOdd	A/E	chi	ExpWins	BF A/E	BF chi
Fahey, R A	694	84	12.1	-65.43	241	34.73	538	15.61	-9.43	42.36	21.00	21.00	10.02	0.86	2.12	97.33	0.99	0.01
Haggas, W J	275	67	24.36	-12.71	136	49.45	264	25.38	-4.62	10.07	21.00	17.00	6.3	1.04	0.16	64.18	1.15	1.76
O'Brien, A P	321	66	20.56	24.26	156	48.6	200	33	7.56	121.57	21.00	21.00	7.58	0.92	0.55	71.54	1.03	0.07
Gosden, J H M	220	62	28.18	51.42	123	55.91	200	31	23.37	75.83	21.00	17.00	6.23	1.16	1.84	53.37	1.28	4.74
Johnston, M	456	61	13.38	-168.37	142	31.14	416	14.66	-36.92	-144.83	21.00	13.00	8.64	0.8	3.8	76.55	0.9	0.86
Balding, A M	299	54	18.06	-46.9	119	39.8	296	18.24	-15.69	-13.85	21.00	15.00	7.8	0.95	0.2	57.07	1.06	0.19
Hannon (Jnr), Richard	491	49	9.98	-197.7	151	30.75	425	11.53	-40.26	-160.04	21.00	21.00	9.6	0.65	10.62	74.98	0.76	4.48
Varian, Roger	231	48	20.78	26.99	115	49.78	226	21.24	11.68	67.89	21.00	17.00	6.52	0.91	0.6	52.94	1	0
Ryan, K A	250	45	18	40.56	95	38	236	19.07	16.22	78.99	21.00	17.00	9.57	1.23	2.2	36.7	1.41	6.24
Easterby, T D	378	43	11.38	-45.3	137	36.24	335	12.84	-11.98	-5.08	21.00	17.00	9.88	0.87	0.91	49.26	1.01	0.01
Dalglish, Keith	230	34	14.78	-28.85	84	36.52	197	17.26	-12.54	-3.78	21.00	17.00	9.68	1.04	0.07	32.65	1.19	1.15
O'Meara, D	348	34	9.77	-108.94	102	29.31	302	11.26	-31.3	-79.31	21.00	15.00	10.37	0.74	3.64	46.06	0.86	0.89
Channon, M R	249	33	13.25	-47.79	86	34.54	247	13.36	-19.19	-22.37	21.00	15.00	9.08	0.92	0.27	35.9	1.08	0.23
Stoute, Sir Michael	203	32	15.76	-72.55	81	39.9	195	16.41	-35.74	-59.31	21.00	13.00	6.95	0.72	4.37	44.31	0.81	1.82
Suroor, Saeed Bin	128	32	25	22.79	65	50.78	127	25.2	17.8	37.37	21.00	11.00	6.23	1.06	0.17	30.05	1.15	0.84
Burke, K R	221	32	14.48	-10.06	75	33.94	217	14.75	-4.55	29.17	21.00	17.00	9.6	0.96	0.07	33.37	1.08	0.2
Beckett, R M	171	31	18.13	-2.91	68	39.77	165	18.79	-1.7	27.86	21.00	17.00	8.08	1	0	30.96	1.12	0.51
Weld, D K	197	30	15.23	-70.53	74	37.56	183	16.39	-35.8	-57.36	21.00	11.00	7.62	0.78	2.42	38.68	0.88	0.65
Cox, C G	169	30	17.75	44.04	66	39.05	161	18.63	26.06	97.7	21.00	21.00	9.08	1.15	0.68	26.12	1.32	2.73

*Trainer performance in September for all turf flat races from 2015 onwards, runner's SP 20/1 & under.*

**John Gosden** - The first trainers' runners to catch the eye are John Gosdens.

He's fourth in the table numerically but has an excellent 28% win-strike rate during the month.

Digging a bit further and looking at non-handicap & handicap races:

Criteria	Bets	Wins	Win%	P/L(SP)	Places	Place%	Races	Race%	ROI(SP)	P/L(BF)	MxOdd	MaxWINOdds	AvgOdd	A/E	chi	ExpWins	BF A/E	BF chi
Non Handicap	156	46	29.49	35.7	88	56.41	141	32.62	22.88	51.04	21.00	13.00	6.08	1.16	1.32	39.74	1.27	3.35
Handicap	64	16	25	15.72	35	54.69	59	27.12	24.56	24.79	17.00	17.00	6.58	1.17	0.52	13.63	1.31	1.41

There's not much to see here with no real difference between the two race types.

Now breaking down by age and race class:

Criteria	Bets	Wins	Win%	P/L(SP)	Places	Place%	Races	Race%	ROI(SP)	P/L(BF)	MxOdd	MaxWINOdds	AvgOdd	A/E	chi	ExpWins	BF A/E	BF chi
2	104	33	31.73	28.18	57	54.81	95	34.74	27.1	38.87	21.00	10.00	5.99	1.25	2.23	26.37	1.37	4.33
3	81	22	27.16	13.71	48	59.26	75	29.33	16.93	19.78	21.00	13.00	6	1.11	0.31	19.83	1.23	1.18
4	20	3	15	0.88	12	60	18	16.67	4.4	2.91	17.00	11.00	7.69	0.82	0.15	3.68	0.88	0.06
5	14	4	28.57	9.65	6	42.86	14	28.57	68.93	15.27	17.00	17.00	6.62	1.17	0.13	3.42	1.27	0.3
6	1	0	0	-1	0	0	1	0	-100	-1	15.00	0.00	15	0	0.08	0.07	0	0.04

September is month when the John Gosden juveniles are getting into the winner's enclosure with a near 32%-win strike rate.

Criteria	Bets	Wins	Win%	P/L(SP)	Places	Place%	Races	Race%	ROI(SP)	P/L(BF)	MxOdd	MaxWINOdds	AvgOdd	A/E	chi	ExpWins	BF A/E	BF chi
Class 1	58	20	34.48	36.5	32	55.17	53	37.74	62.93	41.69	21.00	13.00	6.74	1.46	3.81	13.69	1.58	5.48
Class 2	36	9	25	3.79	15	41.67	32	28.13	10.53	6.59	17.00	12.00	7.51	1.23	0.49	7.31	1.37	1.12
Class 3	32	9	28.13	11.71	20	62.5	29	31.03	36.59	18.54	17.00	17.00	4.94	0.98	0.01	9.2	1.06	0.04
Class 4	53	10	18.87	-7.96	29	54.72	49	20.41	-15.02	-1.47	21.00	8.00	6.69	0.85	0.36	11.81	0.94	0.04
Class 5	34	12	35.29	10.4	23	67.65	30	40	30.59	13.45	9.00	8.50	4.73	1.33	1.32	9.04	1.47	2.36
Class 6	1	0	0	-1	0	0	1	0	-100	-1	1.83	0.00	1.83	0	1.22	0.55	0	0.92

His runners go well in all race classes during the month but his record in Class 1 races looks good with a 34%-win strike rate.

Looking at race fitness and horses runs in the previous 90-days:

Criteria	Bets	Wins	Win%	P/L(SP)	Places	Place%	Races	Race%	ROI(SP)	P/L(BF)	MxOdd	MaxWINOdds	AvgOdd	A/E	chi	ExpWins	BF A/E	BF chi
0	65	12	18.46	-11.24	32	49.23	61	19.67	-17.29	-3.11	21.00	17.00	6.9	0.87	0.31	13.83	0.98	0.01
1	52	22	42.31	33.76	34	65.38	50	44	64.92	39.77	17.00	8.50	4.87	1.38	3.26	15.99	1.47	4.58
2	56	15	26.79	16.6	32	57.14	54	27.78	29.64	23.21	21.00	13.00	6.38	1.14	0.32	13.19	1.25	0.96
3	33	10	30.3	18.29	19	57.58	33	30.3	55.42	21.82	21.00	11.00	6.41	1.45	1.76	6.9	1.61	2.85
4	11	2	18.18	-5.49	4	36.36	11	18.18	-49.91	-5.4	21.00	2.88	7.97	0.77	0.19	2.61	0.85	0.07
5	3	1	33.33	-0.5	2	66.67	3	33.33	-16.67	-0.46	5.50	2.50	3.92	1.18	0.04	0.85	1.3	0.09



His runners that had 1 to 3 races in the previous 90-days look interesting.

Finally checking by last time out placing and days since last run.

Criteria	Bets	Wins	Win%	P/L(SP)	Places	Place%	Races	Race%	ROI(SP)	P/L(BF)	MxOdd	MaxWINOdds	AvgOdd	A/E	chi	ExpWins	BF A/E	BF chi
No Run	45	5	11.11	-23.23	18	40	41	12.2	-51.62	-21.48	21.00	7.00	7.42	0.59	1.73	8.45	0.68	0.89
First	59	25	42.37	18.04	37	62.71	56	44.64	30.58	21.82	21.00	12.00	4.76	1.34	3.17	18.64	1.44	4.81
Second	35	11	31.43	37.1	21	60	35	31.43	106	46.61	17.00	17.00	6.12	1.29	0.94	8.54	1.39	1.53
Third	15	4	26.67	-3.54	10	66.67	14	28.57	-23.6	-2.87	21.00	4.50	5.01	0.93	0.03	4.3	1.03	0.01
Fourth	19	4	21.05	-3.93	10	52.63	19	21.05	-20.68	-1.03	17.00	6.50	7.01	0.98	0	4.07	1.11	0.05
Fifth	16	5	31.25	19.75	11	68.75	16	31.25	123.44	22.44	13.00	13.00	6.25	1.47	0.97	3.39	1.62	1.46
Sixth	11	4	36.36	2.98	5	45.45	11	36.36	27.09	3.62	17.00	5.50	8.09	1.9	2.12	2.1	2.06	2.66
Seventh	9	2	22.22	1	5	55.56	9	22.22	11.11	2.26	15.00	6.00	6.44	1.15	0.05	1.74	1.27	0.14
Eighth	2	0	0	-2	1	50	2	0	-100	-2	11.00	0.00	8.5	0	0.3	0.26	0	0.26
Ninth	5	1	20	-1.75	3	60	5	20	-35	-1.58	21.00	3.25	7.73	0.89	0.02	1.13	0.99	0
Tenth	1	0	0	-1	1	100	1	0	-100	-1	3.25	0.00	3.25	0	0.45	0.31	0	0.37
Eleventh	1	1	100	10	1	100	1	100	1000	11.03	11.00	11.00	11	11.11	10.11	0.09	12.5	11.5
Twelfth	1	0	0	-1	0	0	1	0	-100	-1	3.75	0.00	3.75	0	0.37	0.27	0	0.33
Eighteenth	1	0	0	-1	0	0	1	0	-100	-1	12.00	0.00	12	0	0.09	0.08	0	0.06

Looking at his last time out placing stats, his racecourse debutants are worth opposing. However, a healthy profit can be made by looking at his runners who finished first or second on their last start.

Criteria	Bets	Wins	Win%	P/L(SP)	Places	Place%	Races	Race%	ROI(SP)	P/L(BF)	MxOdd	MaxWINOdds	AvgOdd	A/E	chi	ExpWins	BF A/E	BF chi
6-10 days	2	1	50	0.5	1	50	2	50	25	0.54	2.50	2.50	2.17	1.05	0.01	0.95	1.16	0.04
11-15 days	34	7	20.59	-9.57	16	47.06	34	20.59	-28.15	-8.68	17.00	8.00	6.01	0.83	0.34	8.46	0.89	0.13
16-20 days	17	4	23.53	-0.49	9	52.94	17	23.53	-2.88	1.03	15.00	6.00	5.68	0.96	0.01	4.18	1.03	0
21-25 days	25	10	40	7.59	16	64	25	40	30.36	9.6	21.00	8.50	5.34	1.42	1.73	7.04	1.54	2.53
26-30 days	18	10	55.56	15.68	13	72.22	18	55.56	87.11	16.06	10.00	10.00	4.14	1.64	3.82	6.08	1.74	4.62
31-45 days	22	5	22.73	10.25	10	45.45	22	22.73	46.59	15.4	21.00	11.00	7.53	1.25	0.3	4.01	1.42	0.75
46-60 days	20	9	45	40	15	75	20	45	200	45.44	17.00	13.00	6.98	1.98	5.63	4.55	2.18	7.24
61-75 days	15	4	26.67	0.7	10	66.67	15	26.67	4.67	1.55	21.00	7.50	6.01	1.02	0	3.91	1.13	0.08
76-90 days	2	0	0	-2	1	50	2	0	-100	-2	9.00	0.00	6.5	0	0.44	0.36	0	0.33
91-120 days	9	3	33.33	-0.62	7	77.78	9	33.33	-6.89	-0.02	10.00	3.25	4.11	1.16	0.09	2.59	1.26	0.22
121-150 days	4	1	25	-1.62	2	50	4	25	-40.5	-1.42	17.00	2.38	7.41	0.95	0	1.05	1.09	0.01
181-240 days	1	0	0	-1	0	0	1	0	-100	-1	11.00	0.00	11	0	0.1	0.09	0	0.11
301-365 days	2	1	50	-0.27	2	100	2	50	-13.5	-0.22	7.00	1.73	4.37	1.39	0.17	0.72	1.47	0.23
366-730 days	4	2	50	15.5	3	75	4	50	387.5	21.04	17.00	17.00	7	2.15	1.6	0.93	2.38	2.03

If we look at his 2yo and 3yo runners racing within 21 to 75-days since their last run has produced the following set of results:

Performance of System Based on Below Set Criteria.																	
Bets	Wins	Win%	P/L(SP)	Places	Place%	Races	Race%	ROI(SP)	P/L(BF)	MxOdd	MaxWINOdds	AvgOdd	A/E	chi	ExpWins	BF A/E	BF chi
81	35	43.21	73.05	55	67.9	76	46.05	90.19	84.85	21.00	13.00	5.54	1.6	10.68	21.93	1.74	14.62

You currently have 7 categories with specifications in your system.

**Race Data** - All of these categories specify only the types of races included.

☒ Race Code

☒ Date (Year)

☒ Date (Month)

**Horse Data** - These categories specify the individual traits of each horse in THIS race.

☒ Horse Age

☒ Odds (SP)

**Trainer Data** - These categories specify characteristics of the trainer of the analysed horse.

☒ Trainer

**Horse Last Race Data** - Categories relating to the most recent run of the analysed horse.

☒ (LR) Days Since Run

They have performed 61% better than market expectations. The high chi score indicates this is down to skill and not luck and given we have over 21 Exp/Wins the sample size is good. The trainer has made a profit with such runners in each of the last four years.

**System 55:** Back John Gosden 2yo & 3yo runners in September who last raced 21 to 75 days previously and are 20/1 or under in the betting.

**Clive Cox** - Clive Cox lurks at the bottom of trainer's winners list with 30 winners.

Breaking it down by non-handicap & handicap races.

Criteria	Bets	Wins	Win%	P/L(SP)	Places	Place%	Races	Race%	ROI(SP)	P/L(BF)	MxOdd	MaxWINOdds	AvgOdd	A/E	chi	ExpWins	BF A/E	BF chi
Non Handicap	85	19	22.35	34.04	35	41.18	79	24.05	40.05	68.35	67.00	21.00	13.56	1.47	3.32	12.96	1.7	6.3
Handicap	106	11	10.38	-12	34	32.08	101	10.89	-11.32	7.35	34.00	21.00	10.87	0.79	0.67	13.85	0.93	0.08

We don't have to look too far as his non-handicap runners are clearly the ones to focus on in the month.

Digging further and looking at career runs and horses age:

Criteria	Bets	Wins	Win%	P/L(SP)	Places	Place%	Races	Race%	ROI(SP)	P/L(BF)	MxOdd	MaxWINOdds	AvgOdd	A/E	chi	ExpWins	BF A/E	BF chi
0	19	2	10.53	7.5	5	26.32	19	10.53	39.47	25.76	51.00	21.00	19.28	1.18	0.06	1.69	1.46	0.31
1	19	1	5.26	-16	7	36.84	19	5.26	-84.21	-15.72	67.00	3.00	14.52	0.34	1.51	2.94	0.4	1.01
2	15	5	33.33	5.5	9	60	15	33.33	36.67	5.94	26.00	6.00	7.89	1.71	1.84	2.92	1.97	2.87
3	10	7	70	30.04	8	80	10	70	300.4	33.45	34.00	17.00	9	2.79	10.72	2.51	3.04	12.47
4	3	0	0	-3	1	33.33	3	0	-100	-3	17.00	0.00	14.67	0	0.24	0.22	0	0.19
5	1	0	0	-1	0	0	1	0	-100	-1	11.00	0.00	11	0	0.1	0.09	0	0.09
6	5	2	40	2	2	40	5	40	40	2.42	17.00	4.00	8.3	2.3	1.78	0.87	2.67	2.45
7	2	1	50	15	1	50	2	50	750	26.55	17.00	17.00	12.5	5.26	3.82	0.19	9.09	7.62
8	1	1	100	4	1	100	1	100	400	3.95	5.00	5.00	5	5	4	0.2	5.26	4.26
9	1	0	0	-1	0	0	1	0	-100	-1	41.00	0.00	41	0	0.02	0.02	0	0.01
10	2	0	0	-2	0	0	2	0	-100	-2	12.00	0.00	7.25	0	0.63	0.48	0	0.6
11	1	0	0	-1	0	0	1	0	-100	-1	51.00	0.00	51	0	0.02	0.02	0	0.01
12	1	0	0	-1	0	0	1	0	-100	-1	34.00	0.00	34	0	0.03	0.03	0	0.01
13	1	0	0	-1	0	0	1	0	-100	-1	7.50	0.00	7.5	0	0.15	0.13	0	0.12
14	1	0	0	-1	1	100	1	0	-100	-1	3.75	0.00	3.75	0	0.37	0.27	0	0.32
15	1	0	0	-1	0	0	1	0	-100	-1	10.00	0.00	10	0	0.11	0.1	0	0.1
18	2	0	0	-2	0	0	2	0	-100	-2	7.50	0.00	7	0	0.33	0.28	0	0.3

Those runners making their racecourse debut or had one previous career run for the trainer are 3 winners from 38 runners 8% -8.5 A/E 0.65 12 placed 32%

Criteria	Bets	Wins	Win%	P/L(SP)	Places	Place%	Races	Race%	ROI(SP)	P/L(BF)	MxOdd	MaxWINOdds	AvgOdd	A/E	chi	ExpWins	BF A/E	BF chi
2	63	15	23.81	27.04	29	46.03	60	25	42.92	49.43	67.00	21.00	13.18	1.49	2.83	10.1	1.71	5.18
3	12	4	33.33	17	5	41.67	11	36.36	141.67	28.92	34.00	17.00	12.25	2.61	4.57	1.53	3.23	6.85
4	7	0	0	-7	1	14.29	6	0	-100	-7	51.00	0.00	22.04	0	1.06	0.92	0	0.93
5	3	0	0	-3	0	0	3	0	-100	-3	7.50	0.00	7.17	0	0.47	0.41	0	0.42

He's 0 winners from 10 runners 1 placed with his older horses which means you can likely focus on his 2yo and 3yo's.

Performance of System Based on Below Set Criteria.																	
Bets	Wins	Win%	P/L(SP)	Places	Place%	Races	Race%	ROI(SP)	P/L(BF)	MxOdd	MaxWINOdds	AvgOdd	A/E	chi	ExpWins	BF A/E	BF chi
37	16	43.24	52.54	22	59.46	36	44.44	142	68.31	34.00	17.00	9.05	2.29	14.27	7	2.6	18.92

You currently have 7 categories with specifications in your system.

**Race Data** - All of these categories specify only the types of races included.

<input checked="" type="checkbox"/>		Race Code	Flat
<input checked="" type="checkbox"/>		Handicap/Non	Non Handicap
<input checked="" type="checkbox"/>		Date (Year)	2015 2016 2017 2018 2019
<input checked="" type="checkbox"/>		Date (Month)	September

**Horse Data** - These categories specify the individual traits of each horse in THIS race.

<input checked="" type="checkbox"/>		Horse Age	Between 2 And 3
<input checked="" type="checkbox"/>		H-Run (Career)	NOT Between 0 And 1

**Trainer Data** - These categories specify characteristics of the trainer of the analysed horse.

<input checked="" type="checkbox"/>		Trainer	Cox, C G
-------------------------------------	--	---------	----------

**System 68:** Clive Cox September Back 2yo & 3yo runners that have had 2+ career runs and are 20/1 & under in the betting.

**Kevin Ryan** - Our final flat trainer is Kevin Ryan.

The Yorkshire based trainer has had a 14%-win strike rate overall with his runners sent off 20/1 & under, during the period under research.

Looking at his record with such runners in September, that increases to 18% and his runners have even been profitable to follow.

Firstly, looking at his runners by SP:

Performance of System Based on Below Set Criteria.																		
Bets	Wins	Win%	P/L(SP)	Places	Place%	Races	Race%	ROI(SP)	P/L(BF)	MxOdd	MaxWINOdds	AvgOdd	A/E	chi	ExpWins	BF A/E	BF ch	
91	5	5.49	-21	18	19.78	85	5.88	-23.08	-6.73	21.00	17.00	15.01	0.77	0.37	6.5	0.99	0	

You currently have 5 categories with specifications in your system.

**Race Data** - All of these categories specify only the types of races included.

☒ Race Code

☒ Date (Year)

☒ Date (Month)

**Horse Data** - These categories specify the individual traits of each horse in THIS race.

☒ Odds (SP)

**Trainer Data** - These categories specify characteristics of the trainer of the analysed horse.

☒ Trainer

He's had a handful of big priced winners, but it might be wise to concentrate in his case on those 10/1 & under in the betting. Such runners have produced the following results:

Performance of System Based on Below Set Criteria.																	
Bets	Wins	Win%	P/L(SP)	Places	Place%	Races	Race%	ROI(SP)	P/L(BF)	MxOdd	MaxWINOdds	AvgOdd	A/E	chi	ExpWins	BF A/E	BF ch
159	40	25.16	61.56	77	48.43	155	25.81	38.72	85.73	10.00	10.00	6.46	1.32	3.93	30.2	1.49	7.82

You currently have 5 categories with specifications in your system.

**Race Data** - All of these categories specify only the types of races included.

☒ Race Code

☒ Date (Year)

☒ Date (Month)

**Horse Data** - These categories specify the individual traits of each horse in THIS race.

☒ Odds (SP)

**Trainer Data** - These categories specify characteristics of the trainer of the analysed horse.

☒ Trainer

Those of his runners that were either making their racecourse debut or had finished 1<sup>st</sup> or 2<sup>nd</sup> on their last start.

Performance of System Based on Below Set Criteria.																	
Bets	Wins	Win%	P/L(SP)	Places	Place%	Races	Race%	ROI(SP)	P/L(BF)	MxOdd	MaxWINOdds	AvgOdd	A/E	chi	ExpWins	BF A/E	BF ch
68	23	33.82	50.46	39	57.35	68	33.82	74.21	62.59	10.00	10.00	5.94	1.59	6.46	14.43	1.81	10.25

You currently have 6 categories with specifications in your system.

**Race Data** - All of these categories specify only the types of races included.

☒ Race Code **Flat**

☒ Date (Year) **2015 2016 2017 2018 2019**

☒ Date (Month) **September**

**Horse Data** - These categories specify the individual traits of each horse in THIS race.

☒ Odds (SP) **Between 1.29 And 10.00**

**Trainer Data** - These categories specify characteristics of the trainer of the analysed horse.

☒ Trainer **Ryan, K A**

**Horse Last Race Data** - Categories relating to the most recent run of the analysed horse.

☒ (LR) Placing **No Run First Second**

A near 34% win-strike rate is excellent and such runners are performing 59% better than market expectations. The Chi score is also good and with Exp/Wins at 14 we have a good sample size.

Looking at the results by year.

Performance of System Overall and By Year																		
	Bets	Wins	Win%	P/L(SP)	Places	Place%	Races	Race%	ROI(SP)	P/L(BF)	MxOdd	MaxWINOdds	AvgOdd	A/E	chi	ExpWins	BF A/E	BF ch
ALL	68	23	33.82	50.46	39	57.35	68	33.82	74.21	62.59	10.00	10.00	5.94	1.59	6.46	14.43	1.81	10.25
2018	22	9	40.91	22.5	13	59.09	22	40.91	102.27	30.27	10.00	9.00	6.37	2.11	6.54	4.26	2.51	9.74
2017	21	6	28.57	9.91	11	52.38	21	28.57	47.19	10.78	9.50	8.00	5.65	1.34	0.67	4.47	1.49	1.19
2016	13	4	30.77	10.88	8	61.54	13	30.77	83.69	12.19	9.00	9.00	6.39	1.72	1.46	2.33	1.94	2.17
2015	12	4	33.33	7.17	7	58.33	12	33.33	59.75	9.35	10.00	10.00	5.18	1.19	0.16	3.37	1.32	0.42

An excellent 2018 for the trainer but also a profit in each of the previous four years. There's no reason why another profit cannot be achieved this time around.

**System 69:** Back Kevin Ryan's September turf runners that are 10/1 & under in the betting that are either making their racecourse debut or finished first or second on their last run.



## September Trainers: All Weather

Having looked at our turf trainers it's time to look at all-weather racing which really starts to crank into gear during the month.

Let's begin by looking at the top trainers in the month ordered by winners on the all-weather.

Criteria	Bets	Wins	Win%	P/L(SP)	Places	Place%	Races	Race%	ROI(SP)	P/L(BF)	MxOdd	MaxWINOdds	AvgOdd	A/E	chi	ExpWins	BF A/E	BF chi
Palmer, Hugo	93	23	24.73	22.88	52	55.91	91	25.27	24.6	35.61	21.00	9.50	7.19	1.31	2.05	17.59	1.5	4.55
Haggas, W J	83	22	26.51	-9.07	44	53.01	77	28.57	-10.93	-3.74	21.00	6.00	6.27	1.09	0.2	20.26	1.23	1.23
Suroor, Saeed Bin	68	18	26.47	-12.62	39	57.35	68	26.47	-18.56	-7.53	15.00	5.00	3.71	0.76	2.18	23.81	0.81	1.17
Hannon (Jnr), Richard	129	17	13.18	-31.09	36	27.91	114	14.91	-24.1	-7.29	21.00	21.00	9.58	0.84	0.6	20.19	0.98	0
Johnston, M	119	17	14.29	-14.37	37	31.09	107	15.89	-12.08	16.73	21.00	21.00	10.4	1.06	0.07	15.99	1.26	1.03
Prescott, Sir Mark	80	17	21.25	2.11	35	43.75	80	21.25	2.64	12.06	21.00	15.00	6.84	0.94	0.08	18.09	1.07	0.09
Simcock, D M	57	16	28.07	10.99	30	52.63	56	28.57	19.28	21.58	21.00	13.00	8.1	1.42	2.47	11.27	1.6	4.31
Appleby, Charlie	55	16	29.09	-19.05	28	50.91	55	29.09	-34.64	-16.71	17.00	3.75	4.59	0.96	0.04	16.65	1.05	0.04
Stoute, Sir Michael	69	16	23.19	9.73	37	53.62	69	23.19	14.1	24.39	17.00	15.00	5.9	0.92	0.15	17.39	1.03	0.02
Varian, Roger	66	14	21.21	-14.39	28	42.42	64	21.88	-21.8	-7.39	21.00	6.00	7.22	1	0	14.05	1.16	0.36
Gosden, J H M	70	13	18.57	-29.98	37	52.86	67	19.4	-42.83	-18.89	21.00	10.00	5.37	0.58	5.81	22.41	0.63	3.92
Osborne, J A	71	12	16.9	7.12	33	46.48	65	18.46	10.03	25.19	21.00	15.00	9.96	1.1	0.12	10.94	1.26	0.76

*Trainer performance in September for all -weather races from 2015 onwards, runner's SP 20/1 & under*

Two trainers worth analysing further are Hugo Palmer & David Simcock.

### Hugo Palmer

Starting with age:

Criteria	Bets	Wins	Win%	P/L(SP)	Places	Place%	Races	Race%	ROI(SP)	P/L(BF)	MxOdd	MaxWINOdds	AvgOdd	A/E	chi	ExpWins	BF A/E	BF chi
2	43	8	18.6	-5.12	25	58.14	42	19.05	-11.91	0.31	21.00	9.50	7.13	0.93	0.05	8.61	1.06	0.04
3	41	14	34.15	31	23	56.1	41	34.15	75.61	39.09	21.00	8.00	6.92	1.81	6.27	7.73	2.08	9.4
4	8	1	12.5	-2	4	50	8	12.5	-25	-2.79	15.00	6.00	8.94	0.9	0.01	1.11	1.02	0
6	1	0	0	-1	0	0	1	0	-100	-1	7.00	0.00	7	0	0.16	0.14	0	0.14

The standout age group for the trainer are his 3-year-old runners. Breaking it down by year:

Performance of System Overall and By Year																		
	Bets	Wins	Win%	P/L(SP)	Places	Place%	Races	Race%	ROI(SP)	P/L(BF)	MxOdd	MaxWINOdds	AvgOdd	A/E	chi	ExpWins	BF A/E	BF chi
ALL	41	14	34.15	31	23	56.1	41	34.15	75.61	39.09	21.00	8.00	6.92	1.81	6.27	7.73	2.08	9.4
2018	22	8	36.36	14	12	54.55	22	36.36	63.64	17.3	21.00	5.50	6.53	1.72	3.08	4.64	1.96	4.62
2017	10	3	30	5	7	70	10	30	50	6.57	12.00	6.00	6.4	1.69	1.02	1.78	1.88	1.46
2016	6	3	50	15	3	50	6	50	250	18.22	17.00	8.00	7.83	3.19	5.35	0.94	3.95	7.56
2015	3	0	0	-3	1	33.33	3	0	-100	-3	15.00	0.00	9.67	0	0.42	0.37	0	0.32

He had as many runners last year as he had in the previous three years. Apart from 2015 you would have made decent profits in the past three seasons.

**System 70:** Back Hugo Palmer trained 3-year-olds on the all-weather that are 20/1 & under in the betting.

**David Simcock** - Now moving onto this month's second all-weather trainer David Simcock.

The Newmarket based trainer has had 16 winners during the month since 2015. All but one of those winners was in the first three in the betting.

Performance of System Based on Below Set Criteria.																	
Bets	Wins	Win%	P/L(SP)	Places	Place%	Races	Race%	ROI(SP)	P/L(BF)	MxOdd	MaxWINOdds	AvgOdd	A/E	chi	ExpWins	BF A/E	BF chi
34	15	44.12	20.99	25	73.53	34	44.12	61.74	24.58	9.00	9.00	4.47	1.62	4.93	9.24	1.76	6.58

You currently have 6 categories with specifications in your system.

**Race Data** - All of these categories specify only the types of races included.

☒ Race Code: **All Weather**

☒ Date (Year): **2015** **2016** **2017** **2018** **2019**

☒ Date (Month): **September**

**Horse Data** - These categories specify the individual traits of each horse in THIS race.

☒ Odds (SP): Between **1.02** And **21.00**

☒ Pos Odds Mkt 2: Between **1** And **3**

**Trainer Data** - These categories specify characteristics of the trainer of the analysed horse.

☒ Trainer: **Simcock, D M**

Breaking it down by year:

Performance of System Overall and By Year																		
	Bets	Wins	Win%	P/L(SP)	Places	Place%	Races	Race%	ROI(SP)	P/L(BF)	MxOdd	MaxWINOdds	AvgOdd	A/E	chi	ExpWins	BF A/E	BF ch
ALL	34	15	44.12	20.99	25	73.53	34	44.12	61.74	24.58	9.00	9.00	4.47	1.62	4.93	9.24	1.76	6.58
2018	7	4	57.14	6.63	5	71.43	7	57.14	94.71	7.47	4.50	4.00	3.59	1.99	2.76	2.01	2.16	3.4
2017	6	1	16.67	-3.9	5	83.33	6	16.67	-65	-3.9	8.00	2.10	5.58	0.71	0.16	1.41	0.78	0.08
2016	14	6	42.86	7.13	10	71.43	14	42.86	50.93	9.2	9.00	9.00	4.35	1.46	1.22	4.12	1.58	1.75
2015	7	4	57.14	11.13	5	71.43	7	57.14	159	11.8	6.50	6.00	4.66	2.35	4.11	1.7	2.52	4.73

Three profitable years out of four. Although there was a slight blip in 2017, five of his six winners did place.

**System 71:** Back David Simcock all weather runners in September that are in the first three in the betting and start at 20/1 or shorter.

## September Trainers – National Hunt

Having looked at our turf & all-weather trainers it's time to take a quick look at the National Hunt trainers.

Let's begin by looking at the top trainers in the month ordered by winners over jumps:

Criteria	Bets	Wins	Win%	P/L(SP)	Places	Place%	Races	Race%	ROI(SP)	P/L(BF)	MxOdd	MaxWINOdds	AvgOdd	A/E	chi	ExpWins	BF A/E	BF chi
Elliott, Gordon	283	56	19.79	-68.58	126	44.52	251	22.31	-24.23	-44.01	21.00	13.00	7.09	0.86	1.64	65.07	0.96	0.11
Mullins, W P	164	46	28.05	-15.35	81	49.39	132	34.85	-9.36	20.95	21.00	17.00	5.11	0.87	1.37	53	0.94	0.29
Longsdon, C E	75	23	30.67	29.86	41	54.67	75	30.67	39.81	36.13	19.00	10.00	5.98	1.42	3.65	16.19	1.56	5.69
Twiston-Davies, N A	89	22	24.72	3.38	38	42.7	87	25.29	3.8	16.24	17.00	15.00	5.86	1.01	0	21.84	1.12	0.37
Bromhead, Henry De	100	20	20	4.14	42	42	89	22.47	4.14	16.64	21.00	17.00	7.63	0.99	0	20.15	1.09	0.19
Skelton, Daniel	118	17	14.41	-42.58	49	41.53	108	15.74	-36.08	-33.31	21.00	21.00	6.66	0.58	6.66	29.08	0.65	4
Vaughan, Tim	83	17	20.48	10.39	34	40.96	80	21.25	12.52	19.42	21.00	17.00	9.37	1.11	0.22	15.34	1.25	1.04
Bowen, P	75	17	22.67	8.76	25	33.33	73	23.29	11.68	13.04	21.00	9.00	7.27	1.14	0.39	14.85	1.29	1.33
Pipe, D E	80	16	20	18.99	32	40	73	21.92	23.74	34.36	21.00	17.00	7.74	1.05	0.05	15.2	1.18	0.55
Newland, Dr R D P	52	16	30.77	7.57	28	53.85	50	32	14.56	10.76	17.00	8.00	5.18	1.1	0.2	14.55	1.19	0.66

*Trainer performance in September for all National Hunt races from 2015 onwards, runner's SP 20/1 & under*

The standout trainer in that list isn't Gordon Elliott or Willie Mullins but it is Charlie Longsdon's record that takes the eye.

## Charlie Longsdon

Breaking the trainer's runners down by National Hunt race type.

Criteria	Bets	Wins	Win%	P/L(SP)	Places	Place%	Races	Race%	ROI(SP)	P/L(BF)	MxOdd	MaxWINOdds	AvgOdd	A/E	chi	ExpWins	BF A/E	BF chi
Chase	36	13	36.11	23.61	19	52.78	36	36.11	65.58	26.61	19.00	8.50	6.22	1.75	5.29	7.42	1.9	6.88
Hurdle	33	7	21.21	-5.75	17	51.52	33	21.21	-17.42	-4.26	13.00	6.00	5.97	0.98	0	7.12	1.09	0.07
NH Flat	6	3	50	12	5	83.33	6	50	200	13.79	10.00	10.00	4.58	1.82	1.52	1.65	1.95	1.86

His hurdlers are performing reasonably well but nothing special. Focusing on his chasers and bumper runners looks the way to go. These runners have produced the following set of results.

Performance of System Based on Below Set Criteria.																	
Bets	Wins	Win%	P/L(SP)	Places	Place%	Races	Race%	ROI(SP)	P/L(BF)	MxOdd	MaxWINOdds	AvgOdd	A/E	chi	ExpWins	BF A/E	BF chi
42	16	38.1	35.61	24	57.14	42	38.1	84.79	40.4	19.00	10.00	5.98	1.76	6.75	9.07	1.91	8.69

You currently have 6 categories with specifications in your system.

**Race Data** - All of these categories specify only the types of races included.

☒ Race Code **National Hunt**

☒ NH Race Type **Chase NH Flat**

☒ Date (Year) **2015 2016 2017 2018 2019**

☒ Date (Month) **September**

**Horse Data** - These categories specify the individual traits of each horse in THIS race.

☒ Odds (SP) **Between 1.02 And 21.00**

**Trainer Data** - These categories specify characteristics of the trainer of the analysed horse.

☒ Trainer **Longsdon, C E**

Looking at his results by year:

Performance of System Overall and By Year																			
	Bets	Wins	Win%	P/L(SP)	Places	Place%	Races	Race%	ROI(SP)	P/L(BF)	MxOdd	MaxWINOdds	AvgOdd	A/E	chi	ExpWins	BF A/E	BF chi	
ALL	42	16	38.1	35.61	24	57.14	42	38.1	84.79	40.4	19.00	10.00	5.98	1.76	6.75	9.07	1.91	8.69	
2018	12	3	25	6.38	4	33.33	12	25	53.17	7.19	11.00	10.00	6.78	1.42	0.46	2.11	1.57	0.74	
2017	14	5	35.71	12.73	7	50	14	35.71	90.93	13.93	19.00	8.50	6.86	1.85	2.4	2.71	2.04	3.22	
2016	11	6	54.55	14.5	8	72.73	11	54.55	131.82	17.14	13.00	7.00	5.17	2.25	5.48	2.67	2.41	6.4	
2015	5	2	40	2	5	100	5	40	40	2.14	5.00	4.00	3.4	1.27	0.16	1.58	1.32	0.22	

A profit from each of the last four years and there's no reason why that can't continue in 2019.

**System 72:** Back Charlie Longsdon's September National Hunt runners in Chase & National Hunt races only, that are 20/1 & under in the betting.

Like many of these methods. The above figures are based on historic data and whilst history has a good habit of repeating itself, it often doesn't.

It is important to remember that these bets are purely for the month of September and as such there maybe too many or indeed to few qualifiers for you, depending on your betting strategies.

Until next month.

**John**

# BET LESS WIN MORE

Slow and steady wins the betting race - the tortoise makes long term consistent profits not the hare

## Proofed to Real Members

Trialled, to early adopters, daily in The BOZmail for three years now, LIM has achieved a consistent 66%+ strike rate on the daily lay and an average 25% strike rate on the daily backs.

### Consistent Accumulation of Profit

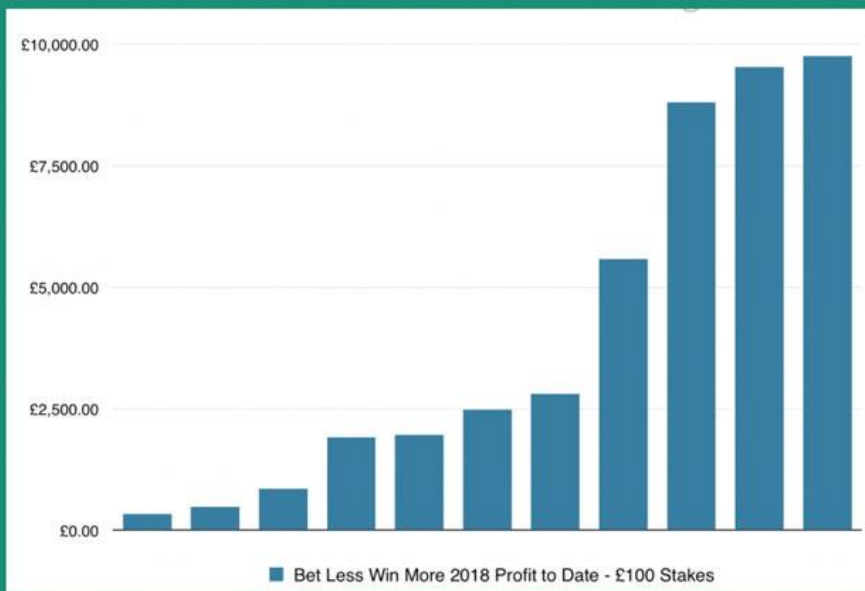
Since going live in 2015 this Less is More approach has provided consistent accumulation of profit all the way for Bozmail readers.

### Start with a Modest Bank

Because of the high strike rate, low liability and regular profits these bets can be approached confidently with a modest starting bank.

## Quick, Easy and Straightforward

With the daily Bozmail you will gain regular steady monthly profits from placing just one or two bets into the same race each day. Your profits will be quick, easy and straightforward.



**Buy Now - Bozmail - Just £19.99**





## The Wizard of Big Odds

**Hi John, and many thanks for joining us this month, first off would you start by telling our readers a little about yourself and your background?**

I'm 54 and currently live in Spain which I have done for over 3 years now. I first fell in love with horse racing from a very early age when my father and Uncle were bookies. I have been betting since I left school and have never had any other employment apart from a few months at Ladbrokes when I was 16.

I used to make my betting pay from an early age but it wasn't until the betting exchanges first burst on the scene that I made my mark and found I immediately had a knack for all aspects of it.

I was one of the original Betfair 500 who had to pay premium charges when they first came about, meaning I had to give back 40% of my winnings to Betfair which was/is totally unfair and unrealistic. Like many, after having numerous betting accounts closed with the larger betting firms I decided to become a horse racing tipster.

**Do you have a typical working day?**

Yes, I get up between 7.30 and 8.00 o'clock depending on the number of selections I have and after a morning cuppa it's straight in work mode.

I check morning prices and either discard or add to my overnight selections depending on what's happened to the markets. After forwarding my selections the morning/early afternoon is mine to do what I choose until racing starts.

During the afternoon, in between watching the day's action I tune into the following days cards and beyond, watching replays and taking notes. Once the initial prices come out, around 5.00 p.m., I start the serious work of making initial mental selections and go through the form book for hours. I keep a close eye on the markets and when I feel prices are right and stable usually around 10.00 p.m., I'll then start my write ups for potential selections. I continue to work until approx. 1.00 a.m. when I can no longer keep my eyes open.

**What do you think of the world of sports tipping and what do I think people are in search of in their hunt for a successful tipster?**

I'm fascinated by the world of sports tipping with so many tipsters out there to choose from. I'm especially interested in Golf tipsters where the rewards can be huge.

When looking for a tipster I can only really say what I look for and the main things to me are value, reasoning and long term profits. If a tipsters gives no reasoning behind selections then I just wouldn't entertain them and although there is value sometimes in backing odds on shots, I find that a very slippery path to go down as a general rule.

Some people think backing a football team for example at 1/100 even with a 3 goal lead is just "buying money" but once you do it once you'll do it again and again until eventually the Great White comes along and you get a bite you remember for a long time. How you come back from a loss like that must take some doing and it's not for me.

If a tipster has a proven track record over a period of time even though bad runs are inevitable, eventually you come out the other side on top.

**Do you regularly bet yourself? What style of approach do you take to you betting and what do you think of staking plans etc.?**

I do bet myself but it's very dependent on what betting accounts I have available to me at a certain time.

I am only really interested in bet365 as bookmakers as they tend to let accounts go a bit longer than other firms. They also have prices available for example on forecasts and tricasts and don't have any 5p rule 4's.

I tend to do mainly lucky 15's (where Betfred actually offer the best terms with 3 x the odds for a single winner) or other multiples as you can win big without staking a fortune.

Regarding staking plans I've never had one as the stronger the fancy the stronger stake, it is not really a plan that I follow.

**What attracted you into the world of horse racing and what do you enjoy most about the sport?**

As I've stated previously with my dad and uncle being bookmakers I suppose it's in the blood.

My uncle has had horses with Jonjo O'Neill ever since he started training so that's always been another big lure although I remember backing Gaye Brief for the 1983 champion hurdle months before the race, when I was just 17, and after he won that was me hooked.

What do you enjoy most about the sport is a tricky question but I'd have to say seeing "proper bookmakers" like the late Freddie Williams who stood their ground and would take a bet. On the flip side I admire gamblers like Harry Findlay as it takes some nerve to lay it all on the line like he does.

**What led you into the world of racing tipsters and what do you feel you can offer racing enthusiasts and punters that other tipsters can't?**

I first started tipping approximately 5 years ago and have always shown profit although obviously I've had low moments, but I first started tipping after being hit by the Betfair premium charge, having numerous accounts closed and then realising I couldn't even put a bet on at many shops in the high street apart from at s.p.

I bought my own horse a couple of years ago for just 13,000 guineas and C'est No Mour is a good horse winning two derbies at Epsom (not the main one unfortunately) and he's still young and has plenty more wins in him.

For the racing enthusiast I can offer them my experience if and when they ever choose to buy a share in a horse. Who I think the up and coming trainers are and the best value for money. From a punters point of view I can assure them of long term profits and one day a big win for multiple players.

**What traits do you think a racing tipster should possess and what do you think an average punter wants from a tipping service?**

I think a racing tipster should possess an ability to identify true odds.

Instinct is a massive tool to have as is experience as if something generally looks too good to be true it generally is.

I remember one time during my Betfair days I backed a horse in a photo finish that had clearly won by a short head at 1/10 and the horse I thought on the near side DID get the decision. The trouble is the commentator had called the wrong horse and the one I backed was way back in the field. They were in similar colours. It was a £1500 lesson which is another reason as stated previously I don't back many "shorties". But that's a typical example of things being too good to be true.

I'm not sure what an average punter wants from a tipping service but I'd imagine it's actually a regular return and consistency.

**New and old punters can struggle to make a success from their betting. if you could give just one piece of advice to improve their profitability what would it be?**

I'd have to say look beyond the obvious and try to work out what a selection's true odds are in reality.

If a horse is 2/1 but the real odds of it winning are in your opinion 6/4 but there's also a 20/1 shot in the race and it's true odds of winning in your opinion are 10/1 then that's the main bet you should have.

I'd also like to say regarding odds. Take a coin flip for example. If someone gave me 6/4 on heads I'd have 20 quid on it. If someone offered me 2/1 on heads I'd have 50 quid on it, if someone offered me 10/1 on heads I'd have a grand on it.

The bigger value you're getting the bigger your stake should be, NEVER EVER think because something is 5/4 you have to launch on as otherwise it's not worth winning. That's a big error most punters make and it's a definite no no.

I'd also like to add just one thing about CHASING. Everyone knows it's not a good idea but we all do it as it is human nature, so don't beat yourself up too much afterwards but just try to be aware as to what extent you do it and learn from it.

As long as you are learning you are going the right direction.

**What would you consider to be a highlight of your racing experience? Do you have any racing experiences that would bring about a smile or a grimace you can share with your readers?**

This one quite easy for me on both counts.

Firstly the best racing experience of my life. It was the day before Cheltenham in 2004. I was working on Betfair with my mate and we decided to have the day off and get our hair cut. Strolling back in the office around 3.30 we turned the computer and racing on and up came the 4.00 at Plumpton.

Tony McCoy was on the odds on favourite Pilca and was 20 lengths clear after jumping the third last, back in fourth about 4 lengths behind the second horse was Edes who looked to me as if he had running left in him. I thought to myself, if something happens to Pilca here this thing could win so I went up on the computer for £100 stake at odds of 100 and hovered over the place bet button.

As Pilca (still 20 clear) jumped the second last he appeared to just knuckle on landing. With perfect timing and a whole lot of luck I pressed submit bet and got matched at 1000. When I looked up Pilca had indeed fallen but McCoy was trying desperately to remount. Within seconds Edes was challenging the leaders and jumped to the front at the last. In the meantime Pilca and McCoy were back in the race but were now 4 lengths behind. They rattled home and the run in seemed like Fergie time. At the line though Edes had indeed won by about a length and we'd just won after commission £95,000.

We ran around the garden about 10 times in a total state of shock before going to buy 12 bottles of champagne. Upon our return Betfair had informed both the Sun and the Mirror (I think) who were on the phone who wanted the story as at the time it was the biggest in running win ever on horse racing. We wanted no publicity but the following day in the sun a full page. "Punter loses 147,000 trying to win just £147. It showed a guy who had won 12k and the article went on to say a mystery punter won £100,000 and I was so happy it was us.

We went all over the world in the next 9 months, landing for instance on a Wednesday before taking off again on the Saturday. It was an amazing day and it shows that gambling can be great as well as sometimes heart breaking.

Now to the down sides.

I stated earlier about backing the wrong horse in the photo to the tune of £1500 but the silliest thing I ever did was again on Betfair. We used to do a lot of trading in those days and we decided the favourite in the last at Goodwood (trading at 2.20) was far from a good thing and would drift alarmingly in the betting.



After much discussion (I still don't know why now) we decided not to lay it. Then an hour later it was 2.50 on the machine (we still didn't lay it), two hours later 2.80. Anyway it was 10 mins from race time and the horse had now drifted to 3.65, so NOW we decided to lay it to the tune of £2000. No sooner had we laid it that it began to become all the rage, coming all the way back in to its original price of around 2.2. We could get out and lose over 2 grand which made zero appeal. With no panic at all, "We'll get out in running, no worries" I said, "leave it to me".

The stalls opened and it went straight to the front, then it went further clear and then further clear and eventually won in a common canter. We'd lost over 5 grand.

**Is there anything you'd like to see changed in the gambling industry? Many forums are filled with criticism of bookmakers and how they treat their customers. Is this something you have an opinion on?**

Yes Bookmakers who offer prices should offer them to anyone on a first come first served basis until that price is no longer available and then cut it.

I think it's a total liberty to say who has that price and who can't. In fact I'd go as far as to say I think it should be illegal. Many of us have been there. Maximum stake 54 pence. Yeah right.

I've also mentioned previously about Betfair and the premium charge. That's another total disgrace. We welcome winners they say. No they don't.

**What do you do to relax and unwind? What interests do you have outside of Horse Racing?**

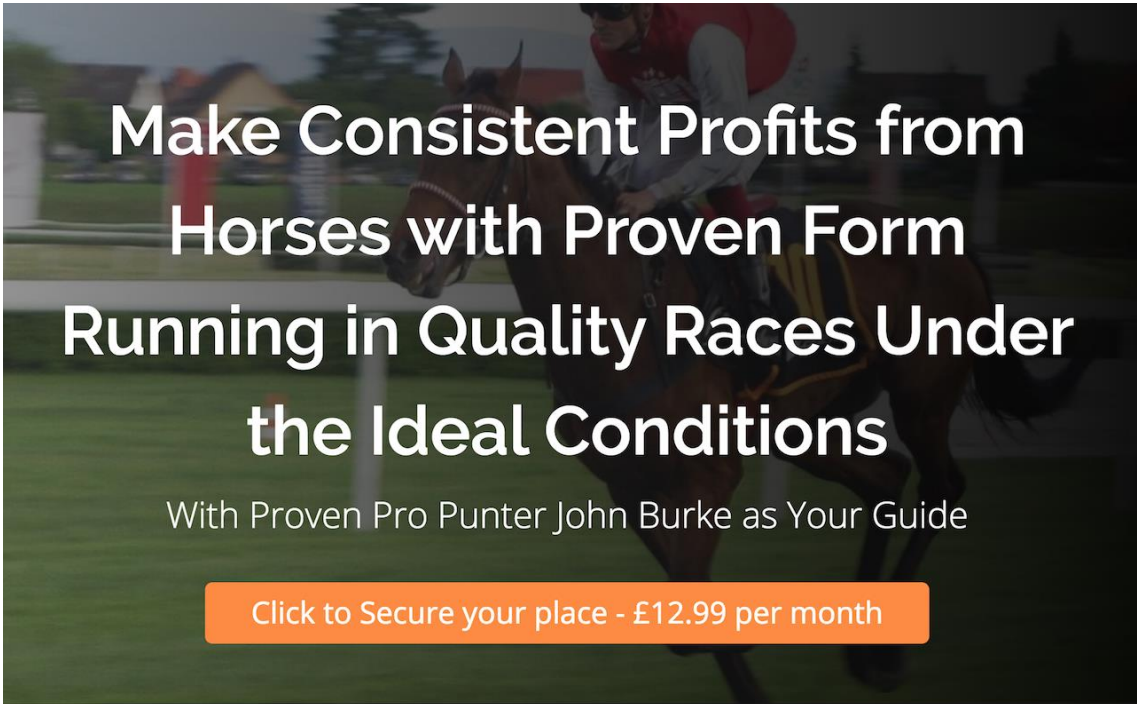
I must admit I find it very hard to relax. It's something I have to learn how to do.

I like golf and play off 14 but don't get on the course much nowadays. I have a pool table at home and am a decent player (well I'd like to think so). The odd game of poker with friends goes down well too but I don't find I have the time to play beyond that.

I watch plenty of sports including football though I don't support anyone but will always cheer on the North West teams especially my home town of Blackpool who could be a team on the up.

I love live bands and films especially the old classics/Tarantino and westerns with my favourite film being The Outlaw Josey Wales (just has about 5 of the best lines in film history i.m.o.). I cook every day and love spicy food.

If you would like to find out more about John Seed and his Wizard of Big Odds service – [Click Here](#)



# Make Consistent Profits from Horses with Proven Form Running in Quality Races Under the Ideal Conditions

With Proven Pro Punter John Burke as Your Guide

[Click to Secure your place - £12.99 per month](#)

## Here's John Burke's Three Step Process

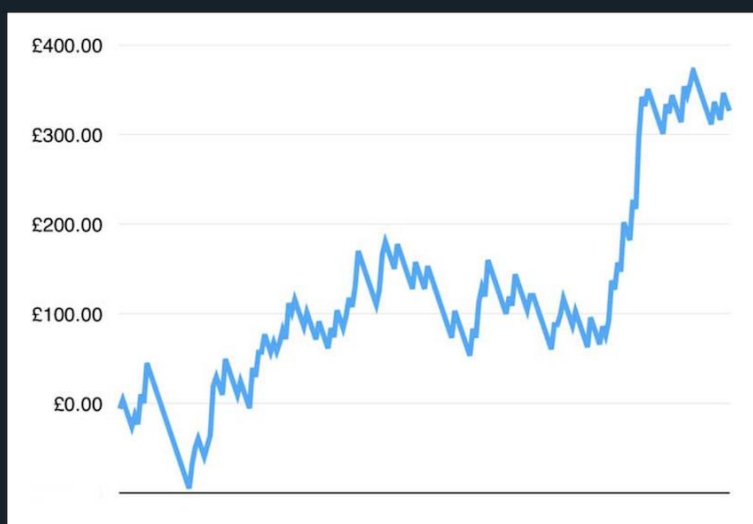
1. **Look for the Right Races** - I like to concentrate on the best races every day where the form is most likely to hold up.
2. **Look for Consistent Form** - Adopting the Dowst Method. I am looking for horses who have a 25% win+ career strike rate & 40%+ place strike rate, the higher the better in both cases. I back consistent horses who win races.
3. **Look for Proven Ability Under Race Conditions** - I also want a selection that has proven their suitability under the conditions of the race under consideration, using the following five variables: Going, Class, Course, Distance and Field Size. At the same time, it also highlights those runners who are not likely to suited to the race conditions.

## Done For You By John Burke

Although John has managed to describe the whole process in under 200 words as you no doubt realise the amount of work required to find these selections is not small.

But help is at hand John will do the work for you and find his these high probability consistent selections for you and you can sign up for these selections today for just £12.99.

## LATEST RESULTS



December 2018 - February 2019 to £10 stakes

Consistent Profits is a new service that has been created by John Burke due to the big demand for shorter priced high strike rate selections.

John Burke has proved his skill at finding big priced value selections over the past 4 years with his Stat Pointers and Victor Value selections but this is a new approach and as yet only has a small past results file.

The service has been priced accordingly and is already showing signs of having similar success as John's other services, the price will rise once the results have been proven.



## Improve Your Punting Part 1: Profitable Jockey's on Favourites

At the start of the year I looked at how you can use favourites to make your betting more profitable and how the Favourite-longshot bias continues to be relevant as ever.

As punters still overvalue the “longshots” and undervalue ‘favourites’ or in other words, favourites are under bet whilst longshots are over bet.

I highlighted how punters still perceive that favourites are invariably poor value, while bigger priced horses provide more ‘value’ when the opposite is much closer to the truth.

This is the first in a new series on how you can improve your punting. In this article, I’m once again looking at favourites but this time on the impact of the jockey on the fate of the market leader.

### Favourite Stats

Turning to the ever reliable [www.horseracebase.com](http://www.horseracebase.com) let’s take a look at the fate of favourites on the flat, jumps and all-weather since the start of 2015.

## Flat Turf Favourites

Performance of System Based on Below Set Criteria.																	
Bets	Wins	Win%	P/L(SP)	Places	Place%	Races	Race%	ROI(SP)	P/L(BF)	MxOdd	MaxWINOdds	AvgOdd	A/E	chi	ExpWins	BF A/E	BF chi
24711	7781	31.49	-1785.33	14661	59.33	22539	34.52	-7.22	-808.8	11.00	10.00	3.43	0.94	52.72	8320.4	1	0.01

You currently have 3 categories with specifications in your system.

**Race Data** - All of these categories specify only the types of races included.

<input checked="" type="checkbox"/>		Race Code	Flat
<input checked="" type="checkbox"/>		Date (Year)	2015 2016 2017 2018 2019

**Horse Data** - These categories specify the individual traits of each horse in THIS race.

<input checked="" type="checkbox"/>		Favouritism Status	Favourites J-Favs Co Favs
-------------------------------------	--	--------------------	---------------------------

## National Hunt Favourites

Performance of System Based on Below Set Criteria.																	
Bets	Wins	Win%	P/L(SP)	Places	Place%	Races	Race%	ROI(SP)	P/L(BF)	MxOdd	MaxWINOdds	AvgOdd	A/E	chi	ExpWins	BF A/E	BF chi
25981	9165	35.28	-1858.3	16019	61.66	24015	38.16	-7.15	-872.64	10.00	10.00	3.14	0.94	56.16	9749.88	1	0.03

You currently have 3 categories with specifications in your system.

**Race Data** - All of these categories specify only the types of races included.

<input checked="" type="checkbox"/>		Race Code	National Hunt
<input checked="" type="checkbox"/>		Date (Year)	2015 2016 2017 2018 2019

**Horse Data** - These categories specify the individual traits of each horse in THIS race.

<input checked="" type="checkbox"/>		Favouritism Status	Favourites J-Favs Co Favs
-------------------------------------	--	--------------------	---------------------------

## All Weather Favourites

Performance of System Based on Below Set Criteria.																	
Bets	Wins	Win%	P/L(SP)	Places	Place%	Races	Race%	ROI(SP)	P/L(BF)	MxOdd	MaxWINOdds	AvgOdd	A/E	chi	ExpWins	BF A/E	BF chi
13583	4479	32.98	-890.53	8409	61.91	12508	35.81	-6.56	-275.16	9.00	7.00	3.22	0.94	29.79	4782.83	1.01	0.48

You currently have 3 categories with specifications in your system.

**Race Data** - All of these categories specify only the types of races included.

<input checked="" type="checkbox"/>		Race Code	All Weather
<input checked="" type="checkbox"/>		Date (Year)	2015 2016 2017 2018 2019

**Horse Data** - These categories specify the individual traits of each horse in THIS race.

<input checked="" type="checkbox"/>		Favouritism Status	Favourites J-Favs Co Favs
-------------------------------------	--	--------------------	---------------------------

Looking at those stats; favourites on the turf have won over 31% of all races, whilst favourites in National Hunt races have been winning 35% of all races.

How does this compare to other market ranks?

Here's a breakdown by market position for the flat since the start of 2015.



Criteria	Bets	Wins	Win%	P/L(SP)	Places	Place%	Races	Race%	ROI(SP)	P/L(BF)	MxOdd	MaxWINOdds	AvgOdd	A/E	chi	ExpWins	BF A/E	BF chi
1	24711	7781	31.49	-1785.33	14661	59.33	22539	34.52	-7.22	-808.8	11.00	10.00	3.43	0.94	52.72	8320.4	1	0.01
2	23408	4483	19.15	-2860.1	11004	47.01	20580	21.78	-12.22	-1269.75	23.00	11.00	4.98	0.88	90.26	5082.26	0.98	1.49
3	22874	3097	13.54	-3396.7	8641	37.78	19814	15.63	-14.85	-1002.48	101.00	17.00	6.88	0.86	80.63	3591.06	1	0.08
4	22996	2251	9.79	-4365.01	6955	30.24	19374	11.62	-18.98	-1313.77	201.00	26.00	9.66	0.83	86.14	2704.38	1	0.04
5	21816	1635	7.49	-4598.25	5541	25.4	18165	9	-21.08	-835.02	301.00	51.00	13.35	0.82	71.63	1995.34	1.02	0.92
6	20075	1105	5.5	-5345.5	4098	20.41	16458	6.71	-26.63	-1097.74	301.00	67.00	17.8	0.76	93.57	1461.03	0.99	0.24
7	18046	799	4.43	-5506	3117	17.27	14384	5.55	-30.51	-1555.02	301.00	81.00	22.67	0.75	71.04	1065.93	1.03	0.65
8	15212	525	3.45	-5281	2247	14.77	11661	4.5	-34.72	-342.22	251.00	101.00	27.58	0.7	72.99	753.65	1.01	0.03
9	11897	327	2.75	-4725	1437	12.08	8954	3.65	-39.72	-388.32	251.00	101.00	33.41	0.66	60.52	496.72	1	0
10	9254	215	2.32	-4050	961	10.38	6815	3.15	-43.76	-933.33	251.00	81.00	38.07	0.64	46.69	338.37	1.02	0.06
11	7181	138	1.92	-3547	633	8.81	5075	2.72	-49.39	-1080.03	301.00	126.00	41.95	0.59	40.34	233.45	1	0
12	5131	71	1.38	-3042	392	7.64	3586	1.98	-59.29	-1497.05	301.00	101.00	45.03	0.47	44.77	152.35	0.84	2.09
13	3785	65	1.72	-1772	301	7.95	2540	2.56	-46.82	263.11	301.00	101.00	49.16	0.64	13.92	102.21	1.23	2.73
14	2732	36	1.32	-1460	181	6.63	1836	1.96	-53.44	-121.49	251.00	101.00	50.17	0.51	17.63	70.89	1.03	0.02
15	1795	21	1.17	-1032	111	6.18	1163	1.81	-57.49	-254.53	251.00	67.00	50.03	0.48	12.02	43.62	1.07	0.09
16	1210	16	1.32	-672	78	6.45	796	2.01	-55.54	-268.18	251.00	51.00	50.92	0.56	5.8	28.76	1.22	0.65
17	770	8	1.04	-382	43	5.58	472	1.69	-49.61	114.43	301.00	126.00	49.61	0.44	5.74	18.06	0.98	0
18	528	2	0.38	-468	32	6.06	327	0.61	-88.64	-416.24	201.00	34.00	49.05	0.17	8.58	12.05	0.39	1.92
19	333	2	0.6	-292	23	6.91	211	0.95	-87.69	-264.5	151.00	29.00	52.85	0.29	3.65	7	0.67	0.32
20	250	2	0.8	-170	9	3.6	145	1.38	-68	-97.01	201.00	51.00	57.88	0.41	1.69	4.83	1.05	0.01

As the above table shows favourites still clearly provide the best return to punters compared to say second favourites or third favourites or those further down the betting.

They have a much better win-strike rate, which means shorter losing runs, less pressure on the betting bank and a good favourite remains one of the best type of bets you can find in horse race betting. Interestingly it's also one of those stats that haven't changed over the years.

So, 31.49% of all flat races have been won by the favourite but you would have lost 7.22% of your betting bank if you had backed them all since the start of 2015. That doesn't sound a lot. However, if you had put £1 on every one of them you would have made a loss of £1,785.33.

Even if you got 30 winners from every 100 bets, you would need to be averaging 2.33 to 1 on each winning favourite, just to break even and the stats show you would be very lucky to achieve this average price.

We know that flat favourites are winning a third of all races which still means that two-thirds are losing.

I read many years back how most professional punters estimated that 40% of all favourites are 'false favourites'. The question is how do you eliminate most of those false favourites?

There are plenty of factors you can use to identify favourites that will perform above market expectations and of course more importantly make you a profit. You could use going, recent form, price, class, trainer or jockey and it's the latter I'm looking at here.

## Jockeys and Favourites

Clearly Jockeys play a key role in the outcome of a race through their riding skills, but they also influence how the market prices up a horse. What the punter needs is a jockey who is of course good in the saddle, but the market sees as just below the very best.

Rather than look at the high-profile jockeys you need to focus on a jockey's performance compared to market expectations and find those jockey's that are being underestimated by the betting public and can give you that vital 'edge'.

When looking at the stats it is best not to over complicate by choosing too many filters. You need to have a decent sample size which makes the results more reliable. There's also the clear and present danger of falling into the trap of 'back fitting' the data to make the results look better.

## Flat Turf

The table below shows the record of jockeys on flat race favourites since the start of 2015. For the purpose of this research I have looked at jockeys that have ridden at least 100 favourites in that time. I have ordered them by percentage win strike rate.

Criteria	Bets	Wins	Win%	P/L(SP)	Places	Place%	Races	Race%	ROI(SP)	P/L(BF)	MxOdd	MaxWINOdds	AvgOdd	A/E	chi	ExpWins	BF A/E	BF chi
O'Brien, Donnacha	411	173	42.09	26.29	294	71.53	411	42.09	6.4	43.28	7.00	6.00	2.94	1.04	0.51	165.9	1.1	2.7
O'Donoghue, C	108	45	41.67	33.69	75	69.44	108	41.67	31.19	39.7	6.50	6.50	3.26	1.2	2.25	37.57	1.27	3.92
Dettori, L	423	170	40.19	16.1	273	64.54	423	40.19	3.81	38.95	8.00	8.00	2.93	1.01	0.04	168.01	1.08	1.46
Heffernan, J A	185	74	40	2.08	121	65.41	185	40	1.12	12.76	9.00	6.50	2.96	1	0	73.99	1.07	0.49
Bentley, Harry	262	103	39.31	18.64	165	62.98	262	39.31	7.11	31.07	7.00	5.50	3.12	1.08	1.06	94.99	1.16	3.4
Kirby, Adam	356	136	38.2	51.76	214	60.11	356	38.2	14.54	71.36	9.00	9.00	3.36	1.11	2.42	122.08	1.2	6.38
Atzeni, Andrea	493	184	37.32	12.3	304	61.66	493	37.32	2.49	34.15	9.00	6.00	3.26	1.05	0.62	175.64	1.12	3.44
Sousa, Silvestre De	783	289	36.91	30.83	479	61.18	783	36.91	3.94	60.93	9.00	6.50	3.28	1.05	1.24	274.13	1.13	6.05
Buick, William	431	158	36.66	28.65	277	64.27	431	36.66	6.65	45.09	9.00	7.00	3.12	1	0	157.84	1.06	0.75
Havlin, Robert	189	69	36.51	-16.58	130	68.78	189	36.51	-8.77	-9.28	7.00	6.00	2.86	0.91	1.08	76.01	0.97	0.1
Fanning, Joe	433	158	36.49	-25.5	267	61.66	433	36.49	-5.89	-10.28	7.00	5.50	3.15	0.98	0.07	160.6	1.04	0.47
Greatrex, Edward	127	46	36.22	1.38	75	59.06	127	36.22	1.09	4.6	6.50	6.00	3.14	1	0	46.17	1.06	0.24
Mitchell, Jack	111	40	36.04	-0.1	76	68.47	111	36.04	-0.09	5.55	7.00	4.50	3.05	0.94	0.26	42.6	1	0
Crowley, Jim	512	179	34.96	-14.51	291	56.84	512	34.96	-2.83	5.52	9.00	7.50	3.26	0.99	0.04	181.18	1.05	0.68
Foley, Shane	276	96	34.78	11.49	167	60.51	276	34.78	4.16	23.83	9.00	6.50	3.55	1.06	0.44	90.85	1.13	1.97
Doyle, James	575	200	34.78	-43.45	354	61.57	575	34.78	-7.56	-23.41	9.00	9.00	3.09	0.93	1.56	214.49	0.99	0.02
Moore, Ryan	891	309	34.68	-116.22	541	60.72	891	34.68	-13.04	-91.81	9.00	6.50	2.99	0.89	7.57	349.09	0.94	1.79
Levey, S M	156	54	34.62	-6.35	95	60.9	156	34.62	-4.07	-2.5	7.50	6.00	3.2	0.98	0.05	55.36	1.03	0.06
Hamilton, Tony	237	82	34.6	-0.19	154	64.98	237	34.6	-0.08	13.63	8.00	7.00	3.34	1.02	0.04	80.62	1.09	0.87
O'Neill, Dane	226	78	34.51	-12.87	136	60.18	226	34.51	-5.69	-3.23	7.00	6.00	3.05	0.93	0.74	84.27	0.99	0.02
Hanagan, Paul	436	150	34.4	-7.51	266	61.01	436	34.4	-1.72	14.41	10.00	7.50	3.34	0.98	0.07	152.58	1.05	0.61
Mulrennan, Paul	304	103	33.88	5.8	179	58.88	304	33.88	1.91	13.26	8.00	6.50	3.45	1.02	0.04	101.43	1.09	1.02
Lee, G	281	95	33.81	4.39	169	60.14	281	33.81	1.56	14.2	7.50	7.00	3.5	1.03	0.11	92.42	1.1	1.36

Looking at those stats the top nine jockeys': **Donnacha O'Brien, Colm O'Donoghue, Frankie Dettori, Seamie Heffernan, Harry Bentley, Adam Kirby, Andrea Atzeni, Silvestre De Sousa and William Buick.** are clearly worth following on favourites, given they have demonstrated a consistent ability to win on the market leaders.

This select group of jockeys have produced the following set of results:

Performance of System Based on Below Set Criteria.																	
Bets	Wins	Win%	P/L(SP)	Places	Place%	Races	Race%	ROI(SP)	P/L(BF)	MxOdd	MaxWINOdds	AvgOdd	A/E	chi	ExpWins	BF A/E	BF chi
3452	1332	38.59	220.34	2202	63.79	3422	38.92	6.38	377.28	9.00	9.00	3.15	1.05	4.77	1270.15	1.12	24.79

You currently have 4 categories with specifications in your system.

**Race Data** - All of these categories specify only the types of races included.

<input checked="" type="checkbox"/>		Race Code	Flat
<input checked="" type="checkbox"/>		Date (Year)	2015 2016 2017 2018 2019

**Horse Data** - These categories specify the individual traits of each horse in THIS race.

<input checked="" type="checkbox"/>		Favouritism Status	Favourites J-Favs Co Favs
-------------------------------------	--	--------------------	---------------------------

**Jockey Data** - These categories specify characteristics for the jockey riding the analysed horse.

<input checked="" type="checkbox"/>		Jockey	Atzeni, Andrea Bentley, Harry Buick, William Dettori, L Heffernan, J A Kirby, Adam OBrien, Donnacha ODonoghue, C Sousa, Silvestre De
-------------------------------------	--	--------	--

## National Hunt:

Criteria	Bets	Wins	Win%	P/L(SP)	Places	Place%	Races	Race%	ROI(SP)	P/L(BF)	MxOdd	MaxWINOdds	AvgOdd	A/E	chi	ExpWins	BF A/E	BF chi
Walsh, R	695	324	46.62	-28.55	487	70.07	695	46.62	-4.11	-6.4	9.00	7.00	2.46	0.96	1.06	337.55	1.01	0.06
Townend, P	492	214	43.5	16.5	329	66.87	492	43.5	3.35	39.3	9.00	7.50	2.95	1.02	0.21	209.01	1.08	2.18
Jacob, Daryl	380	164	43.16	33.53	263	69.21	380	43.16	8.82	51.1	10.00	7.50	2.99	1.06	0.86	155.11	1.12	3.56
Andrews, Miss B	120	50	41.67	6.19	74	61.67	120	41.67	5.16	11.15	6.00	6.00	2.77	1.03	0.06	48.65	1.09	0.66
Boinville, Mr N de	429	176	41.03	-28.69	279	65.04	429	41.03	-6.69	-14.94	9.00	6.00	2.85	0.97	0.38	182.31	1.02	0.11
Hutchinson, Wayne	389	159	40.87	-4.49	262	67.35	389	40.87	-1.15	7.45	8.00	6.50	2.85	0.99	0.01	160.17	1.05	0.66
Mullins, Mr P W	367	150	40.87	-60.12	259	70.57	367	40.87	-16.38	-51.35	6.50	5.00	2.26	0.84	9.05	178.81	0.88	4.22
Codd, Mr J J	146	59	40.41	-4.27	99	67.81	146	40.41	-2.92	0.21	6.00	5.00	2.7	0.96	0.16	61.39	1.02	0.03
McCoy, A P	119	48	40.34	7.72	75	63.03	119	40.34	6.49	11.18	9.00	5.00	3.13	1.04	0.12	46.16	1.11	0.83
Sheehan, Gavin	313	126	40.26	-17.82	193	61.66	313	40.26	-5.69	-6.2	8.00	6.00	2.94	1	0	125.79	1.06	0.74
Bass, Mr D R	255	102	40	-6.57	150	58.82	255	40	-2.58	3.39	9.00	5.50	2.95	1.01	0.03	100.64	1.08	0.87
Johns, Mr A	113	45	39.82	-0.72	68	60.18	113	39.82	-0.64	2.64	7.00	5.00	3.03	1.04	0.12	43.22	1.1	0.68
Fehily, Noel	574	226	39.37	-12.98	364	63.41	574	39.37	-2.26	7.85	10.00	8.00	2.95	0.98	0.19	231.1	1.04	0.44
Carberry, Miss N	105	41	39.05	-1.8	79	75.24	105	39.05	-1.71	2.96	6.00	5.50	2.65	0.94	0.27	43.6	1	0
Cobden, Mr H	372	145	38.98	-19.83	229	61.56	372	38.98	-5.33	-4.96	7.00	5.50	2.89	0.95	0.78	153.41	1.01	0.02
Burke, Mr J J	126	49	38.89	2.23	83	65.87	126	38.89	1.77	7.49	6.00	6.00	3.11	1.04	0.11	47.2	1.1	0.73
Twiston-Davies, Mr S	752	292	38.83	-68.87	457	60.77	752	38.83	-9.16	-38.81	10.00	10.00	2.85	0.92	3.14	315.98	0.98	0.16
Mullins, Mr D J	194	75	38.66	0.24	119	61.34	194	38.66	0.12	9.23	9.00	6.00	3.1	1.01	0.02	74.07	1.07	0.55
Moloney, Paul	104	40	38.46	2.64	61	58.65	104	38.46	2.54	7.66	7.00	5.00	3.16	1.06	0.21	37.74	1.13	0.87
Johnson, Richard	1302	496	38.1	-55.57	844	64.82	1302	38.1	-4.27	-4.07	9.00	8.00	2.95	0.96	1.23	515.54	1.02	0.48
Skelton, Harry	887	337	37.99	-62.52	572	64.49	887	37.99	-7.05	-29.89	8.50	7.00	2.84	0.93	3.3	363.62	0.99	0.09
Kennedy, J W	330	125	37.88	-7.77	234	70.91	330	37.88	-2.35	6.97	8.00	7.00	3.06	0.97	0.17	128.7	1.03	0.19
Coleman, A	599	224	37.4	-33	362	60.43	599	37.4	-5.51	-8.56	8.00	8.00	2.99	0.94	1.35	237.94	1	0
Cooper, Bryan J	311	116	37.3	-56	203	65.27	311	37.3	-18.01	-50.01	9.00	5.50	2.68	0.85	5.42	136.38	0.89	2.49
Geraghty, B J	486	181	37.24	-82.19	303	62.35	486	37.24	-16.91	-67.7	9.00	6.50	2.92	0.89	3.9	202.47	0.95	0.89
Hughes, Brian	782	290	37.08	-45.34	499	63.81	782	37.08	-5.8	-20.05	9.00	6.00	2.96	0.95	1.14	304.58	1.01	0.05
OBrien, T J	295	108	36.61	-1	185	62.71	295	36.61	-0.34	12.65	8.00	5.50	3.21	1	0	107.61	1.07	0.76
McGrath, Jeremiah	149	54	36.24	-18.36	92	61.75	149	36.24	-12.32	-13.74	7.00	5.00	2.85	0.87	1.88	62.25	0.92	0.66

Over jumps the likes of **Paul Townend, Daryl Jacob** and one jockey who isn't on the above list in **Robbie Dunne**. The latter's record is:

Performance of System Based on Below Set Criteria.																	
Bets	Wins	Win%	P/L(SP)	Places	Place%	Races	Race%	ROI(SP)	P/L(BF)	MxOdd	MaxWINOdds	AvgOdd	A/E	chi	ExpWins	BF A/E	BF chi
101	36	35.64	18.01	60	59.41	101	35.64	17.83	25.93	8.00	8.00	3.64	1.14	0.9	31.59	1.23	2.21

These three jockeys have produced:

Performance of System Based on Below Set Criteria.																	
Bets	Wins	Win%	P/L(SP)	Places	Place%	Races	Race%	ROI(SP)	P/L(BF)	MxOdd	MaxWINOdds	AvgOdd	A/E	chi	ExpWins	BF A/E	BF chi
975	414	42.46	66.04	652	66.87	974	42.51	6.77	114.34	10.00	8.00	3.04	1.05	1.37	396.08	1.11	7.09

You currently have 3 categories with specifications in your system.

**Race Data** - All of these categories specify only the types of races included.

☒


2015

2016

2017

2018

2019

**Horse Data** - These categories specify the individual traits of each horse in THIS race.

☒


Favourites

J-Favs

Co Favs

**Jockey Data** - These categories specify characteristics for the jockey riding the analysed horse.

☒


Dunne, R T

Jacob, Daryl

Townend, P

You can further break down by looking at the jockey's record in chases, hurdles and NHF races.

### Chase:

Criteria	Bets	Wins	Win%	P/L(SP)	Places	Place%	Races	Race%	ROI(SP)	P/L(BF)	MxOdd	MaxWINOdds	AvgOdd	A/E	chi	ExpWins	BF A/E	BF chi
Walsh, R	210	104	49.52	13.07	142	67.62	210	49.52	6.22	19.45	7.00	7.00	2.49	1.03	0.15	101.18	1.08	1.06
Mullins, Mr D J	59	28	47.46	3.89	36	61.02	59	47.46	6.59	5.47	6.50	5.00	2.76	1.12	0.59	25.09	1.18	1.23
Kennedy, J W	102	46	45.1	21.44	75	73.53	102	45.1	21.02	27.5	8.00	6.00	3.13	1.18	1.99	39.07	1.25	3.59
Townend, P	170	75	44.12	17.42	111	65.29	170	44.12	10.25	25.71	9.00	5.50	3.04	1.09	0.97	68.71	1.16	2.55
Boinville, Mr N de	154	65	42.21	-7.34	97	62.99	154	42.21	-4.77	-2.14	7.00	6.00	2.87	0.99	0.01	65.73	1.04	0.17
Cooper, Bryan J	126	53	42.06	-8.05	83	65.87	126	42.06	-6.39	-4.81	9.00	5.50	2.82	1	0	52.85	1.05	0.25
Fehily, Noel	201	83	41.29	16.58	118	58.71	201	41.29	8.25	25.14	10.00	5.50	3.11	1.06	0.46	78.33	1.12	1.72
Blackmore, Miss Rachel	58	23	39.66	16.19	37	63.79	58	39.66	27.91	17.32	9.00	6.00	3.58	1.2	1.17	19.12	1.27	1.9
Mullins, D E	59	23	38.98	7.9	41	69.49	59	38.98	13.39	9.41	6.50	5.00	3.58	1.2	1.16	19.12	1.27	1.87
Hutchinson, Wayne	111	43	38.74	7.98	62	55.86	111	38.74	7.19	12.02	8.00	5.50	3.21	1.06	0.2	40.72	1.14	1.05
Burke, Mr J J	68	26	38.24	-2.12	44	64.71	68	38.24	-3.12	0.75	6.00	5.00	3.21	1.03	0.05	25.13	1.1	0.35
Jacob, Daryl	156	59	37.82	-0.04	100	64.1	156	37.82	-0.03	7.62	10.00	6.00	3.27	1	0	58.97	1.06	0.36
Dunne, R T	53	20	37.74	15.79	32	60.38	53	37.74	29.79	20.54	8.00	8.00	3.53	1.16	0.62	17.31	1.25	1.39

Two of the jockey's in above table Ruby Walsh & Noel Fehily have now retired but the likes of **Jack Kennedy, Paul Townend, Rachel Blackmore, Danny Mullins, David Mullins and Robbie Dunne** are performing better than market expectations over fences.

## Hurdle:

Criteria	Bets	Wins	Win%	P/L(SP)	Places	Place%	Races	Race%	ROI(SP)	P/L(BF)	MxOdd	MaxWINOdds	AvgOdd	A/E	chi	ExpWins	BF A/E	BF chi
Bass, Mr D R	123	59	47.97	16.07	81	65.85	123	47.97	13.07	21.49	6.00	5.50	2.74	1.13	1.44	52.42	1.19	3.08
Jacob, Daryl	202	95	47.03	29.61	145	71.78	202	47.03	14.66	38.01	8.00	7.50	2.77	1.08	1	87.94	1.14	2.92
Walsh, R	483	220	45.55	-39.62	344	71.22	483	45.55	-8.2	-23.85	9.00	5.50	2.44	0.93	2.06	235.75	0.98	0.1
Boinville, Mr N de	213	97	45.54	9.69	144	67.61	213	45.54	4.55	17.94	9.00	6.00	2.84	1.05	0.41	92.37	1.11	1.74
O'Brien, T J	167	76	45.51	34.4	115	68.86	167	45.51	20.6	44.13	7.50	5.00	3.06	1.16	2.77	65.5	1.23	5.31
Sheehan, Gavin	163	74	45.4	-4.84	110	67.48	163	45.4	-2.97	-0.94	8.00	6.00	2.74	1.05	0.27	70.73	1.1	1.21
Tinkler, Andrew	51	23	45.1	5.14	42	82.35	51	45.1	10.08	7.52	8.00	5.00	2.98	1.12	0.47	20.59	1.18	1.05
Heskin, A P	91	40	43.96	-1.15	56	61.54	91	43.96	-1.26	2.14	9.00	4.50	3.02	1.09	0.5	36.7	1.15	1.25
Hutchinson, Wayne	230	101	43.91	-1.97	164	71.3	230	43.91	-0.86	3.47	8.00	6.50	2.67	1.01	0.01	100.21	1.06	0.57
Townend, P	316	138	43.67	1.58	215	68.04	316	43.67	0.5	15.94	9.00	7.50	2.91	1	0	137.87	1.06	0.69
Cobden, Mr H	191	81	42.41	-13.95	126	65.97	191	42.41	-7.3	-7.22	7.00	5.50	2.84	0.97	0.09	83.09	1.04	0.24
Andrews, Miss B	85	36	42.35	4.64	54	63.53	85	42.35	5.46	10.91	6.00	6.00	2.79	1.04	0.08	34.68	1.09	0.48
Geraghty, B J	315	133	42.22	-18.95	210	66.67	315	42.22	-6.02	-7.37	9.00	6.00	2.84	0.97	0.17	136.64	1.03	0.19
Coleman, A	335	139	41.49	-1.53	224	66.87	335	41.49	-0.46	11.89	8.00	8.00	2.8	0.98	0.13	142.23	1.03	0.24
Schofield, Nick	94	39	41.49	12.58	61	64.89	94	41.49	13.38	16.39	6.50	5.50	3.08	1.1	0.56	35.49	1.17	1.47
Nichol, Craig	70	29	41.43	4.81	43	61.43	70	41.43	6.87	7.01	6.50	6.50	3.1	1.09	0.33	26.67	1.16	1
Aspell, Leighton	120	49	40.83	2.98	81	67.5	120	40.83	2.48	4.66	8.00	5.00	2.8	0.96	0.14	50.99	1.01	0.01
Johnson, Richard	756	307	40.61	-35.3	531	70.24	756	40.61	-4.67	-7.71	8.50	8.00	2.83	0.97	0.64	317.82	1.02	0.3

Over hurdles **David Bass, Daryl Jacob, Nico De Boinville, Tom O'Brien, Andrew Tinkler, Adrian Heskin, Bridget Andrews and Craig Nicholl** are all doing better than the market has been expecting.

## NHF:

Criteria	Bets	Wins	Win%	P/L(SP)	Places	Place%	Races	Race%	ROI(SP)	P/L(BF)	MxOdd	MaxWINOdds	AvgOdd	A/E	chi	ExpWins	BF A/E	BF chi
O'Neill, Ms Lisa	46	27	58.7	6.42	38	82.61	46	58.7	13.96	8.02	4.00	3.75	2.27	1.19	1.68	22.61	1.27	2.8
Hamilton, Mr T	25	13	52	10.65	21	84	25	52	42.6	11.69	5.50	5.00	2.93	1.36	1.99	9.57	1.43	2.69
Hughes, Brian	71	33	46.48	4.69	46	64.79	71	46.48	6.61	5.82	4.50	3.75	2.53	1.05	0.16	31.33	1.12	0.69
Maguire, Mr F	28	13	46.43	3.59	21	75	28	46.43	12.82	4.91	5.00	4.00	2.64	1.11	0.25	11.69	1.16	0.5
Codd, Mr J J	93	43	46.24	4.97	74	79.57	93	46.24	5.34	7.88	5.00	5.00	2.48	1.03	0.06	41.81	1.09	0.51
Twiston-Davies, Mr S	39	18	46.15	2.85	27	69.23	39	46.15	7.31	5.11	4.50	4.00	2.78	1.12	0.4	16.05	1.2	0.96
Johnson, Richard	133	54	40.6	-1.57	88	66.17	133	40.6	-1.18	3.67	5.50	4.00	2.69	0.98	0.06	55.35	1.03	0.1
Mullins, Mr P W	336	136	40.48	-55.31	237	70.54	336	40.48	-16.46	-47.38	5.50	5.00	2.25	0.83	9.45	164.17	0.87	4.67
Coleman, A	47	19	40.43	-1.52	30	63.83	47	40.43	-3.23	1.65	5.50	4.00	2.73	0.95	0.08	19.93	1.02	0.01
Sheehan, Gavin	57	23	40.35	2.97	38	66.67	57	40.35	5.21	7.09	5.50	5.00	2.67	0.98	0.02	23.47	1.04	0.07
Bowen, Mr S P	28	11	39.29	-1.99	18	64.29	28	39.29	-7.11	-0.77	4.50	3.25	2.55	0.93	0.11	11.88	1.02	0.01
Bass, Mr D R	28	11	39.29	3.3	16	57.14	28	39.29	11.79	5.01	4.50	4.50	3.07	1.13	0.26	9.72	1.22	0.62

In Irish bumper races the likes of **Lisa O'Neill, Tom Hamilton, Fin Maguire and Jamie Codd** have done well.

Over this side of the Irish Sea, **Brian Hughes, Sam Twiston-Davies and David Bass** are riding more winners than expected and are jockey's favourite backers need to have on side in such races.



## All Weather:

Criteria	Bets	Wins	Win%	P/L(SP)	Places	Place%	Races	Race%	ROI(SP)	P/L(BF)	MxOdd	MaxWINOdds	AvgOdd	A/E	chi	ExpWins	BF A/E	BF chi
Doyle, James	249	116	46.59	35.57	187	75.1	249	46.59	14.29	46.23	6.00	5.00	2.69	1.1	1.87	105.33	1.17	4.69
Atzeni, Andrea	162	70	43.21	15.55	121	74.69	162	43.21	9.6	21.65	5.50	5.00	2.86	1.08	0.72	64.7	1.15	2.1
Moore, Ryan	152	65	42.76	-14.49	102	67.11	152	42.76	-9.53	-9.15	5.00	4.50	2.41	0.92	0.9	70.84	0.98	0.06
Buick, William	133	56	42.11	-10.47	91	68.42	133	42.11	-7.87	-4.81	6.00	4.00	2.54	0.94	0.35	59.38	1.01	0.01
Keane, C T	147	60	40.82	26.72	104	70.75	147	40.82	18.18	37.2	6.00	6.00	3.13	1.13	1.32	53.3	1.21	3.32
Havlin, Robert	251	99	39.44	-11.89	171	68.13	251	39.44	-4.74	0.26	6.50	6.00	2.68	0.92	1.21	107.63	0.98	0.06
Crowley, Jim	295	116	39.32	-5.91	190	64.41	295	39.32	-2	5.99	6.50	6.50	2.86	0.99	0.02	117.28	1.06	0.57
Mitchell, Jack	125	49	39.2	12.92	87	69.6	125	39.2	10.34	21.68	6.00	6.00	3.02	1.04	0.13	47.06	1.12	0.9
Fanning, Joe	277	108	38.99	-4.07	180	64.98	277	38.99	-1.47	8.69	6.00	5.00	2.9	1.01	0.02	106.81	1.08	1.02
Spencer, Jamie	174	66	37.93	-13.01	110	63.22	174	37.93	-7.48	-6.95	6.50	4.50	2.91	0.97	0.12	68.23	1.03	0.11
Murphy, Oisin	371	138	37.2	-19.94	250	67.39	371	37.2	-5.37	0.77	6.50	6.00	2.91	0.94	0.95	147.17	1	0
Gibbons, Graham	100	37	37	6.04	70	70	100	37	6.04	12	6.00	5.50	3.14	1.01	0	36.71	1.08	0.36
Kingscote, Richard	251	91	36.26	3.29	165	65.74	251	36.26	1.31	12.82	6.00	6.00	3.16	1.02	0.07	89	1.09	0.96
Tudhope, Daniel	141	51	36.17	8.05	89	63.12	141	36.17	5.71	13.99	6.00	5.50	3.21	1	0	50.76	1.07	0.38
Norton, Francis	133	48	36.09	6.63	78	58.65	133	36.09	4.98	13.37	6.00	5.00	3.17	1.03	0.08	46.44	1.11	0.73
Hanagan, Paul	106	38	35.85	-14.82	70	66.04	106	35.85	-13.98	-10.91	6.00	5.00	2.83	0.87	1.2	43.54	0.93	0.35
Harley, M	208	73	35.1	-15.14	138	66.35	208	35.1	-7.28	-8.82	6.00	6.00	3	0.93	0.61	78.46	1	0
Egan, John	110	38	34.55	3.81	60	54.55	110	34.55	3.46	7.25	6.00	5.50	3.24	1.01	0.01	37.62	1.09	0.38
O'Brien, Donnacha	110	38	34.55	-16.87	74	67.27	110	34.55	-15.34	-11.01	6.00	6.00	2.93	0.87	1.29	43.83	0.94	0.23
Winston, Robert	153	52	33.99	3.03	105	68.63	153	33.99	1.98	8.93	6.00	6.00	3.3	1.02	0.02	51.21	1.09	0.59
Kelly, Shane	159	54	33.96	-8.78	93	58.49	159	33.96	-5.52	-2.17	6.00	5.50	3.29	0.99	0	54.4	1.07	0.35
Curtis, B A	117	39	33.33	4.71	69	58.97	117	33.33	4.03	9.74	7.50	6.00	3.47	1.04	0.11	37.36	1.14	0.98
Cosgrave, Pat	181	60	33.15	-5.2	113	62.43	181	33.15	-2.87	2.89	7.00	6.00	3.18	0.92	0.6	65.01	0.99	0.01
Kirby, Adam	598	196	32.78	-68.67	365	61.04	598	32.78	-11.48	-40.62	7.00	5.00	3.06	0.9	3.52	218.09	0.97	0.25
Sousa, Silvestre De	319	104	32.6	-27.23	180	56.43	319	32.6	-8.54	-19.62	6.50	5.50	3.1	0.91	1.55	114.66	0.98	0.09
Smullen, P J	135	44	32.59	-10.41	84	62.22	135	32.59	-7.71	-1.99	6.00	5.00	3.14	0.91	0.59	48.27	1	0
Levey, S M	107	34	31.78	-16.28	66	61.68	107	31.78	-15.21	-11.86	7.00	5.50	3.14	0.86	1.22	39.52	0.92	0.34
Donohoe, Stephen	123	39	31.71	-0.02	78	63.41	123	31.71	-0.02	3.69	7.00	7.00	3.3	0.94	0.27	41.71	1.01	0.01

On the synthetics: **James Doyle, Andrea Atzeni, Colin Keane and Jack Mitchell** have shown the they can get a favourite across the line and between them they have produced the following set of results:

Performance of System Based on Below Set Criteria.																		
Bets	Wins	Win%	P/L(SP)	Places	Place%	Races	Race%	ROI(SP)	P/L(BF)	MxOdd	MaxWINOdds	AvgOdd	A/E	chi	ExpWins	BF A/E	BF chi	
683	295	43.19	90.76	499	73.06	682	43.26	13.29	126.76	6.00	6.00	2.88	1.09	3.71	270.39	1.16	10.63	

You currently have 4 categories with specifications in your system.

**Race Data** - All of these categories specify only the types of races included.

☒ Race Code **All Weather**

☒ Date (Year) **2015 2016 2017 2018 2019**

**Horse Data** - These categories specify the individual traits of each horse in THIS race.

☒ Favouritism Status **Favourites J-Favs Co Favs**

**Jockey Data** - These categories specify characteristics for the jockey riding the analysed horse.

☒ Jockey **Atzeni, Andrea Doyle, James Keane, C T Mitchell, Jack**

Granted there's nothing spectacular among the above but at least you wouldn't have lost any money.

## **Jockey Favourite Micro Angles**

Here are six jockey micro angles.

### **Daryl Jacob**

Hurdles & NHF races only

Riding for Nigel Twiston- Davies

**14 winners from 25 runners 56% +12.95 A/E 1.42 20 placed 80% (each way +17.30)**

You can back the jockey and trainer's favourites each-way and make a profit.

### **Donnacha O'Brien**

Flat Turf Only

Handicaps only

Riding for Joseph O'Brien

**31 winners from 80 runners 39% +40.76 A/E 1.43 53 placed 66%**

### **Harry Bentley**

Flat Turf Only

Riding for Henry Candy

**14 winners from 26 runners 54% +12.91 A/E 1,57 15 placed 58%**

### **Adam Kirby**

Flat Turf Only

Horses Age: 2-year-old's only

**46 winners from 82 runners 56% +32.51 A/E 1.36 58 placed 71%**

## **James Doyle**

All Weather Only

Non-Handicaps

Race Class: 1, 2, 3 & 4 only

**33 winners from 55 runners 60% +21.2 A/E 1.34 47 placed 85% (each way +25.94)**

## **Colin Keane**

All Weather Only

Race Type: Handicaps

Prize Money: £4,001 and £10,500

**28 winners from 70 runners 40% +25.56 A/E 1.32 50 placed 71%**

In summary, the most important element of a successful betting strategy is finding horses that win more often than the market expects.

Favourites are as good a starting point as any in finding those horses and when you combine them with a good jockey you have basis of potentially profitable betting strategy.

In part two of this series on improving your punting, I will be examining last time out winners and how you can profit from them.

Until next month

## **John Burke**

If you like to bet at the head of the market with a higher than average strike rate consider joining John Burke's Consistent Profits service –

<https://consistentprofits.co.uk/>

# **REVEALED:** **The secret to finding 67% of all handicap chase winners!**

Understanding this key element  
of race analysis could have  
won you £18,000 (£10 bets) in  
the last 5 years!



**Download your FREE report  
HERE**

# Systems Update

Our systems now stand at 62.83 points profit to Betfair SP after 5% commission (18<sup>th</sup> April 2019 to July 31<sup>st</sup> 2019)

So about 18 points per month since we started recording the detailed results breakdown in April.

This month we feature a number of favourites based systems again and John has also written about the favourite/long shot bias.

We have also had a comment left on one of our pages telling us that favourite systems are of no value and any profits are statistical anomalies, so I thought I'd have a closer look at the results from the various favourites system bets that I have made.

What I would expect to see from systems that select favourites is a high strike rate and a modest ROI and personally that suits me, as I like a lot of winners and don't like losing runs.

We have published 16 systems that target favourites and which are still current, in the period they have produced 137 selections and 49 have won.

So that's a strike rate of 35.7%, which is about average for favourites.

The profit has been 27.5 points at Betfair SP after commission that gives an ROI of 20%

So, what to make from that?

Well the ROI I like and the fact that it is at Betfair SP means that we all got the same price and profit.

The strike rate surprises me, I expected that by researching systems that found more winning favourites that the strike rate would have been higher.

That we would have found more winning favourites than average, but I guess what the results tell us is that we found the better priced or more value favourites.

This would tie in with the favourite/long shot bias which states that although we all think that bigger priced selections hold the most value in reality it is the favourites that are closer to the true odds.

If checking 69 systems everyday seems like too much work to you we can email you the selections everyday from all our systems, you can sign up here -

<https://www.oncourseprofits.com/systems>

# Join the Big Race Value King for this weeks ITV Racing

A Selection in Every ITV Race for £3.80 per Week



**Carl Nicholson is Famous for Big Priced Winners & His Biggest Have Come at the Big TV Meetings**

Will this week see a repeat of the Vivlos win at 25/1 or Pacha Du Ploder at 22/1

Fountains Windfall at 16/1

Or First Nation, Sands of Maili & Spring Loaded at 14/1

You can find out and join in the Profit with this week's ITV Special


Every Race Analysed and a Bet in Every Race on ITV  
Plus a Nap and Next Best Bet Each Day

[Click Here to Join Carl for this Weeks ITV Bets](#)





## Product Reviews



### Racing Odds

**Cost:** £49.99/month

**The Trial:** Racing Odds promises consistent low risk betting tips.

Since we initially wrote about Racing Odds they have gone on a bit of a winning run.

Now after four and a half months the final profit is 76.8 points with a strike rate of 25%.

The staking is 2 points per selection so overall during the period they have staked 364 points and 76.80 of profit makes an ROI of 21%.

According to the official results there has not been a losing month since December 2018.

**Conclusion:** This looks like a steady service with not much work required to steadily build your bank, [Click Here for more details](#)



### APP Lays

**Cost:** £39.50 per month / £89.50 quarterly

**The Trial:** We have monitored this service now for 3 full months, level stakes laying to 1 point at the backer's odds.

The service has made a profit for every month at the Betfair SP, which is no mean feat and our profit totals just shy of 27 points allowing 5% commission.

After laying over 200 selections at varying odds of between 3.59 and 55.00 our strike rate came out at just over 91%.

No odds ceiling when laying can be VERY unnerving and so we looked at the numbers if we had laid to a maximum odds value of 10.00. This would have pretty much halved the number of selections and reduced the strike rate to a shade under 90% but would have reduced the profits down to a little less than 19 points.

**Conclusion:** An average of 9 points may see you clear cash after your subscription fees, but this will all depend on how much you are willing to stake – [Click Here](#)



**BIG HANDS RACING**

Average Tips Per Month: 70	Average profit per month: £315
Total Points Profit: 238.75	Return On Investment: 44%

Twitter icon | Email icon

**Cost:** First 7 day trial for £1.00 then £19.00 per month thereafter or £45.00 for 3 months / £85.00 for 6 months.

**The Trial:** With this backing service we are just 7 weeks in and have received 188 selections with 13 winners and an additional 35 selections having been placed.

The best are advised the evening before racing in an attempt to capitalise on the early prices, but has led us to fall foul of a number of Rule 4 deductions; however we have still managed to be in profit to almost 24 points based on the suggested staking and the Best Odds Guaranteed.

**Conclusion:** In profit, so one to watch. [Find out more.](#)



**ELITE BETTING  
SYNDICATE**  
THE HORSE RACING EXPERTS

**Cost:** 10 day trial for £1.00 and then £39.00 + VAT thereafter.

**The Trial:** Things have improved slightly this month with 18 winners from 77 selections and a small profit of just over 3 points. Not masses to shout about but a positive all the same.

Our current position is 30 winners from 145 selections and an overall loss of just 1 point so not detrimental.

The prices suggested continue to be difficult to match so but we will continue monitoring to see if we can find any improvement.

**Conclusion:** Currently, once you have taken in to account your subscription fees it's not looking good, but breakeven is better than a catastrophic loss so things could turn around.



**Cost:** Special offer £10.00 for the first month then £20.00 per month thereafter.

**The Trial:** Of our latest 32 selections 7 won their races at prices between 4/9 and 20/1 which gave us a level stake profit of almost 3.50points at ISP (11.50 at BFSP).

There are a number of ways we can use this service be it backing the positives alone or also laying the reported negatives.

**Conclusion:** To give the service a try then head over to [www.horse4course-racetips.com](http://www.horse4course-racetips.com) – and try it out for just £10.00 for the first month.



### **Mark Foley's Golf Tips**

**Cost:** £19.99 per month

**The Trial:** No stranger to many of us, our review of Mark's service got off to a good start with the Irish Open.

Of the 6 names and the available odds and suggested stakes the tips were backed each way, and both Eddie Peperell and Jorge Campillo were placed at odds of 33/1 and 50/1 so a good start to this service with a net profit of almost 19 points.

Further selections, 13 in total, were offered up for a later tournament which meant staking 37 points, but sadly this time no returns.

Our current situation stands in the red at just over 18 points, but because of the prices of some of these selections we could very easily find ourselves back in the black soon.

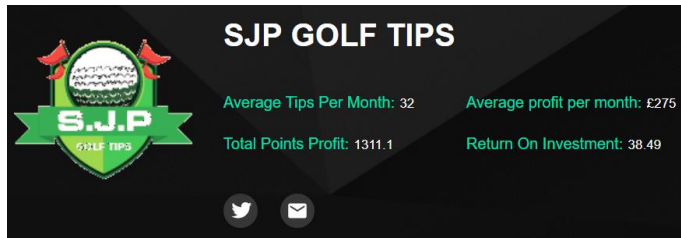
**Conclusion:** Will stick with the service and see what the future brings. [You can find out more here.](#)



**Cost:** £2.99 28 day trial and then £34.99 pcm / £87.50 quarterly / £157.50 ½ yrly / £279.99 per year.

**The Trial:** 46 selections this month of which just 5 were winners, but that said the prices achieved were healthy and those 5 winners turned us a profit of almost 8 points.

**Conclusion:** If you like the thrill of a rollercoaster this could be for you, but if you are after slow and steady returns look elsewhere. [Find out more here.](#)



**Cost:** 14 day free trial then £29.99 per month / £79.99 quarterly / £299.99 yearly.

**The Trial:** Our initial good start has been hitting the rough ever since sadly. With the last 40 tips over 9 tournaments, and a recommended 83 points staked we had just 2 placed selections.

Currently we are at a loss to the tune of almost 45 points and we need a winner to get us back on the green.

**Conclusion:** Waiting and hoping for a winner.